



GREAT TAKES TIME

IT TOOK APPROXIMATELY 7 YEARS TO BUILD THE FIRST FLIGHT.

AXIS LONG TERM EQUITY FUND

An open-ended equity linked saving scheme with a statutory lock in of 3 years and tax benefit

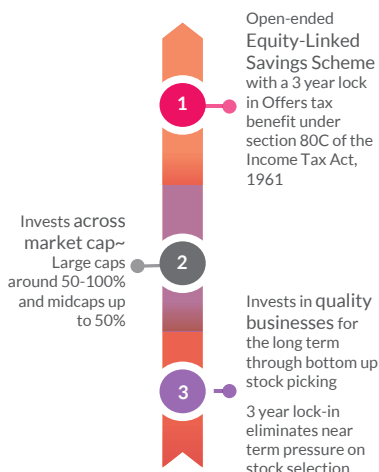


May 2021

About the Fund

The fund looks at opportunities across the market cap and the portfolio remains balanced between its large and mid-cap allocations.

The fund is focused on long term earnings growth prospects and quality as key criteria for stock selection.



-Note: For market cap definitions, please ref to next page.

Performance (NAV Movement)

Axis Long Term Equity Fund - Regular Plan - Growth
S&P BSE 200 TRI Index

29th December 2009

₹ 10,000

31st May 2021

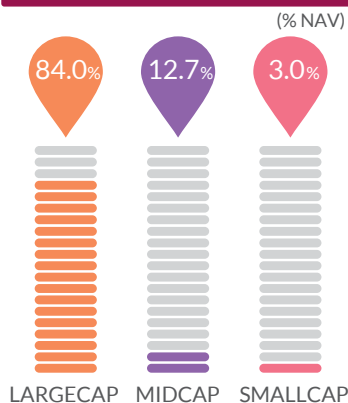
₹ 64,237

₹ 36,170

	1 Year		3 Years		5 Years		Since Inception	
	CAGR (%)	Current Value of Investment of ₹ 10,000/-	CAGR (%)	Current Value of Investment of ₹ 10,000/-	CAGR (%)	Current Value of Investment of ₹ 10,000/-	CAGR (%)	Current Value of Investment of ₹ 10,000/-
Axis Long Term Equity Fund - Regular Plan - Growth [^]	55.61%	15,598	13.51%	14,629	15.71%	20,747	17.68%	64,237
S&P BSE 200 TRI (Benchmark)	68.04%	16,852	14.48%	15,007	15.80%	20,828	11.91%	36,170
Nifty 50 TRI (Additional Benchmark)	63.98%	16,443	14.59%	15,053	15.27%	20,355	11.44%	34,474

*Type of Scheme: An open ended equity linked savings scheme with a statutory lock in of 3 years and tax benefit. **Past performance may or may not be sustained in future.** Since inception (29th December 2009). Different plans have different expense structure. Jinesh Gopani is managing the scheme since 1st April 2011 and he manages 9 schemes of Axis Mutual Fund. Returns greater than 1 year are Compounded Annual Growth Rates (CAGR). Face value ₹10 per unit. Please refer return table for performance of all schemes managed by the fund manager.

Current market cap split



Top 10 stocks

Bajaj Finance Limited	9.0%
Avenue Supermarts Limited	7.1%
Info Edge (India) Limited	5.9%
HDFC Bank Limited	5.7%
Housing Development Finance Corporation Limited	5.2%
Divi's Laboratories Limited	4.9%
Bajaj Finserv Limited	3.1%
Cholamandalam Investment and Finance Company Limited	2.6%
Infosys Limited	2.0%
Endurance Technologies Limited	1.2%

Risk Parameters

Standard Deviation	20.2%
Beta	0.90
Tracking Error	6.7%
Information Ratio	-0.12

Based on 3 years data

Top 5 Sectors



Current Portfolio Allocation is based on the prevailing market conditions and is subject to changes depending on the fund manager's view of the equity markets.

Investing facts



Minimum Application

Lumpsum

₹500

& multiples of ₹ 500

SIP

₹500

& multiples of ₹ 500

SIP - Systematic Investment Plan



Fund Manager



Jinesh Gopani

Over 19 years of experience in financial markets.
He has been managing this fund since 1st April 2011.



Options

Growth & IDCW



Inception Date

29th December 2009



Entry Load

Nil



Exit Load

Nil

IDCW History

Option	Record Date	Regular Plan				Direct Plan			
		IDCW (₹ Per unit)		NAV per unit (Cum IDCW)	NAV per unit (Ex IDCW)	IDCW (₹ Per unit)		NAV per unit (Cum IDCW)	NAV per unit (Ex IDCW)
		Individuals/HUF	Others			Individuals/HUF	Others		
IDCW	February 26, 2021	2.25	2.25	25.54	23.29	2.95	2.95	47.30	44.35
	January 27, 2020	1.86	1.86	23.26	21.16	3.01	3.01	42.24	38.84
	January 31, 2019	2.04	2.04	21.38	19.08	1.33	1.33	35.87	34.37
	March 22, 2018	2.50	2.50	23.05	20.55	1.50	1.50	35.68	34.18
	January 31, 2017	2.23	2.23	21.17	18.94	--	--	--	--
	January 25, 2016	2.25	2.25	--	18.97	--	--	--	--

Pursuant to dividend payout, the NAV of the IDCW option of the Scheme falls to the extent of the payout and statutory levy, if any. Past performance may or may not be sustained in future. Face value of units is Rs. 10. IDCW means Income Distribution cum Capital Withdrawal.

Returns of schemes managed by Jinesh Gopani

(As on 31st May 2021)

	Date of Inception	1 Year		3 Years		5 Years		Since Inception	
		CAGR (%)	Current Value of Investment of ₹ 10,000/-	CAGR (%)	Current Value of Investment of ₹ 10,000/-	CAGR (%)	Current Value of Investment of ₹ 10,000/-	CAGR (%)	Current Value of Investment of ₹ 10,000/-
FUNDS MANAGED BY JINESH GOPANI (Total schemes managed: 9)									
Top 3 Funds									
Axis Growth Opportunities Fund - Regular Plan - Growth Option	22-Oct-18	64.18%	16,463	NA	NA	NA	NA	23.17%	17,220
NIFTY Large Midcap 250 TRI (Benchmark)		77.63%	17,819	NA	NA	NA	NA	20.85%	16,389
Nifty 50 TRI (Additional Benchmark)		63.98%	16,443	NA	NA	NA	NA	18.80%	15,673
Axis Growth Opportunities Fund - Direct Plan - Growth Option	22-Oct-18	66.69%	16,716	NA	NA	NA	NA	25.33%	18,020
NIFTY Large Midcap 250 TRI (Benchmark)		77.63%	17,819	NA	NA	NA	NA	20.85%	16,389
Nifty 50 TRI (Additional Benchmark)		63.98%	16,443	NA	NA	NA	NA	18.80%	15,673
Axis Focused 25 Fund - Regular Plan - Growth Option	29-Jun-12	60.00%	16,042	13.04%	14,447	17.47%	22,376	16.84%	40,120
Nifty 50 TRI (Benchmark)		63.98%	16,443	14.59%	15,053	15.27%	20,355	14.27%	32,880
S&P BSE Sensex TRI (Additional Benchmark)		61.66%	16,209	15.04%	15,230	15.68%	20,721	14.53%	33,559
Axis Focused 25 Fund - Direct Plan - Growth Option	01-Jan-13	61.95%	16,238	14.44%	14,993	18.89%	23,761	17.22%	38,088
Nifty 50 TRI (Benchmark)		63.98%	16,443	14.59%	15,053	15.27%	20,355	13.50%	29,021
S&P BSE Sensex TRI (Additional Benchmark)		61.66%	16,209	15.04%	15,230	15.68%	20,721	13.79%	29,669
Axis Long Term Equity Fund - Regular Plan - Growth Option	29-Dec-09	55.61%	15,598	13.51%	14,629	15.71%	20,747	17.68%	64,237
S&P BSE 200 TRI (Benchmark)		68.04%	16,852	14.48%	15,007	15.80%	20,828	11.91%	36,170
Nifty 50 TRI (Additional Benchmark)		63.98%	16,443	14.59%	15,053	15.27%	20,355	11.44%	34,474
Axis Long Term Equity Fund - Direct Plan - Growth Option	01-Jan-13	56.95%	15,734	14.53%	15,027	16.84%	21,782	20.22%	47,097
S&P BSE 200 TRI (Benchmark)		68.04%	16,852	14.48%	15,007	15.80%	20,828	14.29%	30,778
Nifty 50 TRI (Additional Benchmark)		63.98%	16,443	14.59%	15,053	15.27%	20,355	13.50%	29,021

Returns of schemes managed by Jinesh Gopani

(As on 31st May 2021)

	Date of Inception	1 Year		3 Years		5 Years		Since Inception	
		CAGR (%)	Current Value of Investment of ₹ 10,000/-	CAGR (%)	Current Value of Investment of ₹ 10,000/-	CAGR (%)	Current Value of Investment of ₹ 10,000/-	CAGR (%)	Current Value of Investment of ₹ 10,000/-
Bottom 3 Funds									
Axis Retirement Savings Fund - Conservative Plan - Regular Plan - Growth Option	20-Dec-19	20.23%	12,035	NA	NA	NA	NA	12.81%	11,905
NIFTY 50 Hybrid Short Duration Debt 25:75 Index (Benchmark)		19.47%	11,959	NA	NA	NA	NA	11.96%	11,775
NIFTY 10 yr Benchmark G-Sec (Additional Benchmark)		3.39%	10,341	NA	NA	NA	NA	7.33%	11,077
Axis Retirement Savings Fund - Conservative Plan - Direct Plan - Growth Option	20-Dec-19	22.38%	12,251	NA	NA	NA	NA	14.84%	12,216
NIFTY 50 Hybrid Short Duration Debt 25:75 Index (Benchmark)		19.47%	11,959	NA	NA	NA	NA	11.96%	11,775
NIFTY 10 yr Benchmark G-Sec (Additional Benchmark)		3.39%	10,341	NA	NA	NA	NA	7.33%	11,077
Axis Retirement Savings Fund - Dynamic Plan - Regular Plan - Growth Option	20-Dec-19	33.80%	13,401	NA	NA	NA	NA	16.61%	12,490
NIFTY 50 Hybrid Composite Debt 65:35 Index (Benchmark)		41.79%	14,206	NA	NA	NA	NA	17.28%	12,593
Nifty 50 TRI (Additional Benchmark)		63.98%	16,443	NA	NA	NA	NA	19.20%	12,892
Axis Retirement Savings Fund - Dynamic Plan - Direct Plan - Growth Option	20-Dec-19	36.30%	13,653	NA	NA	NA	NA	18.74%	12,820
NIFTY 50 Hybrid Composite Debt 65:35 Index (Benchmark)		41.79%	14,206	NA	NA	NA	NA	17.28%	12,593
Nifty 50 TRI (Additional Benchmark)		63.98%	16,443	NA	NA	NA	NA	19.20%	12,892
Axis Retirement Savings Fund - Aggressive Plan - Regular Plan - Growth Option	20-Dec-19	37.80%	13,805	NA	NA	NA	NA	15.39%	12,300
NIFTY 50 Hybrid Composite Debt 70:30 Index (Benchmark)		44.80%	14,510	NA	NA	NA	NA	17.66%	12,653
Nifty 50 TRI (Additional Benchmark)		63.98%	16,443	NA	NA	NA	NA	19.20%	12,892
Axis Retirement Savings Fund - Aggressive Plan - Direct Plan - Growth Option	20-Dec-19	40.27%	14,053	NA	NA	NA	NA	17.45%	12,620
NIFTY 50 Hybrid Composite Debt 70:30 Index (Benchmark)		44.80%	14,510	NA	NA	NA	NA	17.66%	12,653
Nifty 50 TRI (Additional Benchmark)		63.98%	16,443	NA	NA	NA	NA	19.20%	12,892

^An open ended equity linked savings scheme with a statutory lock in of 3 years and tax benefit.

Data as on 31st May 2021.

Past performance may or may not be sustained in future. Calculations are based on Regular Plan - Growth Option NAV and Direct Plan - Growth Option NAV, as applicable. Different plans have different expense structure. Face value is ₹. 10 per unit.

Jinesh Gopani is managing Axis Long Term Equity Fund since 1st April 2011, Axis Focused 25 Fund since 7th June 2016. He also manages Axis Growth Opportunities Fund, Axis Retirement Savings Fund, which includes Aggressive plan, Dynamic plan and Conservative plan, Axis ESG Equity Fund and Axis Technology ETF & Axis Healthcare ETF since inception.

Market caps are defined as per SEBI regulations as below: a. Large Cap: 1st -100th company in terms of full market capitalization. b. Mid Cap: 101st -250th company in terms of full market capitalization. c. Small Cap: 251st company onwards in terms of full market capitalization.

Disclaimer: Sector(s) / Stock(s) / Issuer(s) mentioned above are for the purpose of disclosure of the portfolio of the Scheme(s) and should not be construed as recommendation. The fund manager(s) may or may not choose to hold the stock mentioned, from time to time. Investors are requested to consult their financial, tax and other advisors before taking any investment decision(s).

Statutory Details: Axis Mutual Fund has been established as a Trust under the Indian Trusts Act, 1882, sponsored by Axis Bank Ltd. (liability restricted to ₹ 1 lakh). Trustee: Axis Mutual Fund Trustee Ltd. Investment Manager: Axis Asset Management Co. Ltd. (the AMC). Risk Factors: Axis Bank Ltd. is not liable or responsible for any loss or shortfall resulting from the operation of the scheme.

Mutual Fund investments are subject to market risks, read all scheme related documents carefully.

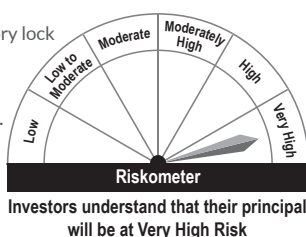
Axis Long Term Equity Fund

(An open-ended equity linked saving scheme with a statutory lock in of 3 years and tax benefit)

This product is suitable for investors who are seeking*:

- Capital appreciation & generating income over long term.
- Investment in a diversified portfolio predominantly consisting of equity and equity related instruments.

*Investors should consult their financial advisers if in doubt about whether the product is suitable for them.



Distributed by