

Passive investment solutions

by Axis Mutual Fund

MONTHLY FACTSHEET -  
31ST MAY, 2022



## AXIS NIFTY 100 INDEX FUND

(An Open-Ended Index Fund tracking the NIFTY 100 Index)

Take exposure to the top 100 companies  
by free float market capitalization  
through a single investment



Scan the QR code  
to download the  
new **AxisMF App**

Visit us at [Axismf.com](https://www.axismf.com)



[Facebook.com/AxisMutualFund](https://www.facebook.com/AxisMutualFund)



[LinkedIn.com/company/Axis-Mutual-Fund](https://www.linkedin.com/company/Axis-Mutual-Fund)



[Twitter.com/AxisMutualFund](https://twitter.com/AxisMutualFund)



[YouTube.com/AxisMutualFund](https://www.youtube.com/AxisMutualFund)



### AXIS NIFTY 100 INDEX FUND

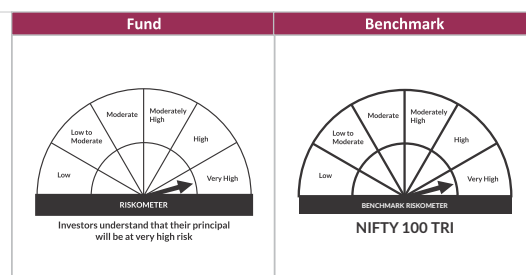
((An Open Ended Index Fund tracking the NIFTY 100 Index)

**Benchmark : NIFTY 100 TRI**

This product is suitable for investors who are seeking\*

- Long term wealth creation solution.
- An index fund that seeks to track returns by investing in a basket of Nifty 100 Index stocks and aims to achieve returns of the stated index, subject to tracking error.

\*Investors should consult their financial advisers if in doubt about whether the product is suitable for them.



**Statutory Details:** Axis Mutual Fund has been established as a Trust under the Indian Trusts Act, 1882, sponsored by Axis Bank Ltd. (liability restricted to ₹ 1 Lakh). **Trustee:** Axis Mutual Fund Trustee Ltd. **Investment Manager:** Axis Asset Management Co. Ltd. (the AMC). **Risk Factors:** Axis Bank Limited is not liable or responsible for any loss or shortfall resulting from the operation of the scheme.

Mutual Fund Investments are subject to market risks, read all scheme related documents carefully.

# SAVE TAX RESPONSIBLY


Don't just save tax but build wealth too.

Invest in ELSS.



## Tax Reckoner for Mutual Funds

The rates are applicable for the financial year 2022-23 [as per Finance Bill, 2022]:

 Your Gain	Capital Gains Taxation		
	Individual/HUF	Domestic Company	NRI <sup>#</sup>
	Other Than Equity Oriented Schemes		
Long Term Capital Gains (Holding period > 36 months)	20% <sup>§</sup>	20% <sup>§</sup>	Listed- 20% <sup>§</sup> Unlisted-10%*
Short Term Capital Gains (Holding period <= 36 months)	30% <sup>^</sup>	30%/ 25% <sup>§</sup> / 22%** / 15% <sup>^^</sup>	30% <sup>^</sup>
Equity Oriented Schemes			
Long Term Capital Gains (Holding period > 12 months)	10% <sup>~</sup>		10% <sup>~*</sup>
Short Term Capital Gains (Holding period <= 12 months)	15%		
Tax Deducted at Source (applicable only to NRI Investors) <sup>#</sup>			
	Equity Oriented Schemes	Other than Equity Oriented Schemes	
Long Term Capital Gains	10% <sup>~</sup>	Listed-20% <sup>§</sup> Unlisted-10%*	
Short Term Capital Gains	15%	30% <sup>^</sup>	
<p>Aforementioned tax rates shall be increased by applicable surcharge (mentioned below) and health and education cess.</p> <p><sup>#</sup> Short term/ long term capital gain tax will be deducted at the time of redemption of unit(s) in case of NRI investors only. NRI investor who is a resident of a country with which India has signed a Double Tax Avoidance Agreement (DTAA) (which is in force), income-tax is payable at the rate provided under the Income-tax Act, 1961 (Act) or the rate provided in the said agreement, whichever is more beneficial to such NRI investor (provided specified documents are provided).</p> <p>If the NRI investor produces a nil or lower withholding certificate from the income tax authorities, then tax shall be deducted at such rates mentioned in the certificate during the validity of the certificate.</p> <p><sup>§</sup> After providing indexation benefit in respect of cost of acquisition.</p> <p><sup>^</sup> Without foreign currency and indexation benefit.</p> <p><sup>~</sup> Assuming the investor falls into highest tax bracket.</p> <p><sup>§</sup> If the total turnover of the domestic company does not exceed INR 400 crores during financial year 2020-21, a concessional rate of 25% (plus applicable surcharge and health &amp; education cess) may apply.</p> <p><sup>**</sup> Applicable to existing domestic companies opting to discharge taxes at 22% and fulfils prescribed conditions as provided in section 115BAA of the Act.</p> <p><sup>^^</sup> This lower rate is optional for companies engaged in manufacturing business (set-up and registered on or after 1 October 2019) subject to fulfilment of certain conditions as provided in section 115BAB of the Act.</p>			
~ Long Term Capital Gains on equity-oriented fund is to be taxed at 10% on gains greater than ₹ 1 lakh without indexation and subject to payment of STT.			
<p>The mode of computation of cost of acquisition in respect of the long-term gains earned on sale of unit of an equity-oriented fund acquired before the 1st day of February 2018, shall be deemed to be the higher of –</p> <p>a) the actual cost of acquisition of such asset; and</p> <p>b) the lower of –</p> <p>(i) the fair market value of such asset; and</p> <p>(ii) the full value of consideration received or accruing as a result of the transfer of the capital asset.</p>			

## Taxability of Dividends

The dividend is taxable in the hands of the unitholders at normal tax slab rates subject to the following withholding of taxation by Mutual Fund:

Tax Implications in Dividend received by unit holders	Withholding of Taxation by Mutual Fund
Individual / HUF / Domestic Company	10% on Dividend amount above ₹ 5,000 under section 194K of the Act
NRI**	20% (plus applicable surcharge and cess) under section 196A of the Act

\*\* According to provisions of section 196A of the Act which is specifically applicable in case of non-resident unit holders, the withholding tax rate of 20% (plus applicable surcharge and cess) on any income in respect of units of a Mutual Fund credited / paid to non-resident unit holders shall apply. The non-resident unit holders may offer the income in respect of units of mutual fund to tax in their income-tax return at a lower tax rate by claiming the benefit under relevant tax treaty, if any, subject to eligibility and compliance with applicable conditions.

# SAVE TAX RESPONSIBLY

Don't just save tax but build wealth too.

Invest in ELSS.



## Surcharge rates:

Individual / HUF

Income	Individual*, HUF	Cess
(a) ₹ 50 lakh to 1 crore (including income under section 111A, 112 and 112A of the Act)	10%	4% on tax plus Surcharge, applicable in all cases
(b) Above ₹ 1 crore upto ₹ 2 crores (including income under section 111A, 112 and 112A of the Act)	15%	
(c) Above ₹ 2 crores upto ₹ 5 crores (excluding income under section 111A, 112 and 112A of the Act)	25%	
(d) Above ₹ 5 crores (excluding income under section 111A, 112 and 112A of the Act)	37%	
(e) Above 2 crores (including income under section 111A, 112 and 112A of the Act) but not covered in point (c) and (d) above	15%	

## Surcharge rates for Domestic companies:

Income	Surcharge Rate*	Cess
Above ₹ 1 crore upto ₹ 10 crores	7%	4% on tax plus Surcharge, applicable in all cases
Above ₹ 10 crores	12%	

\*Surcharge rate shall be 10% in case of resident companies opting for taxation at lower tax rate (viz. 15% or 22%) on any income earned.

## Certain deductions available under Chapter VI-A of the Act (Equity Linked Savings Schemes)

Equity Linked Savings Schemes (ELSS) are schemes formulated under the Equity Linked Savings Scheme (ELSS), 2005, issued by the Central Government.

Accordingly, any investment made by an assessee in the ELSS of the Fund up to a sum of ₹ 1,50,000 in a financial year would qualify for deduction under Section 80C of the Act.

An "assessee" as per ELSS 2005 means:—

- (i) an individual; or
- (ii) a Hindu undivided family; or
- (iii) an association of persons or a body of individuals consisting, in either case, only of husband and wife governed by the system of community of property in force in the State of Goa and Union Territories of Dadra and Nagar Haveli and Daman and Diu by whom, or on whose behalf, investment is made;

### Note-

Any individual/ HUF opting to be taxed under the new tax regime (i.e. opting for the option to pay taxes at a concessional rate as per new slab rates) will have to give up certain exemptions and deductions. Since, individuals/ HUF opting for the new tax regime are not eligible for Chapter VI-A deductions, the investment in ELSS Funds cannot be claimed as deduction from the total income.

Investors are advised to consult his/her own Tax Consultant with respect to the specific amount of tax



ELSS investment is subject to lock-in for 3 years.

\*ELSS Investments are subject to a 3-year lock-in period and are eligible for tax benefit under section 80C of the Income Tax Act, 1961.

As per the present tax laws, eligible investors (individual/HUF) are entitled to deduction from their gross income of the amount invested in Equity Linked Saving Scheme (ELSS) up to ₹ 1.5 lakhs (along with other prescribed investments) under section 80C of the Income Tax Act, 1961.

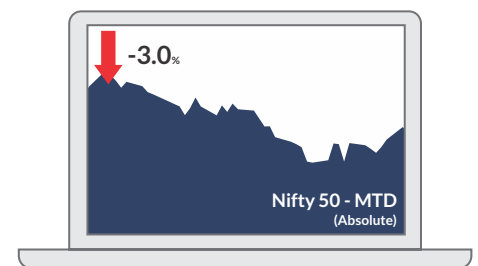
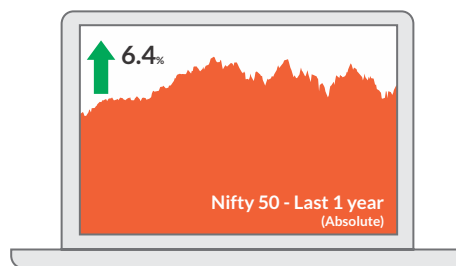
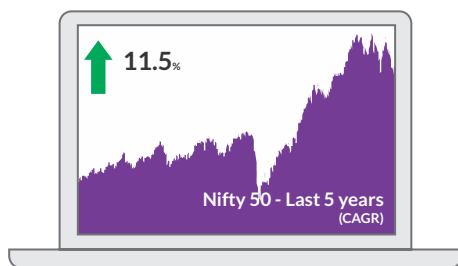
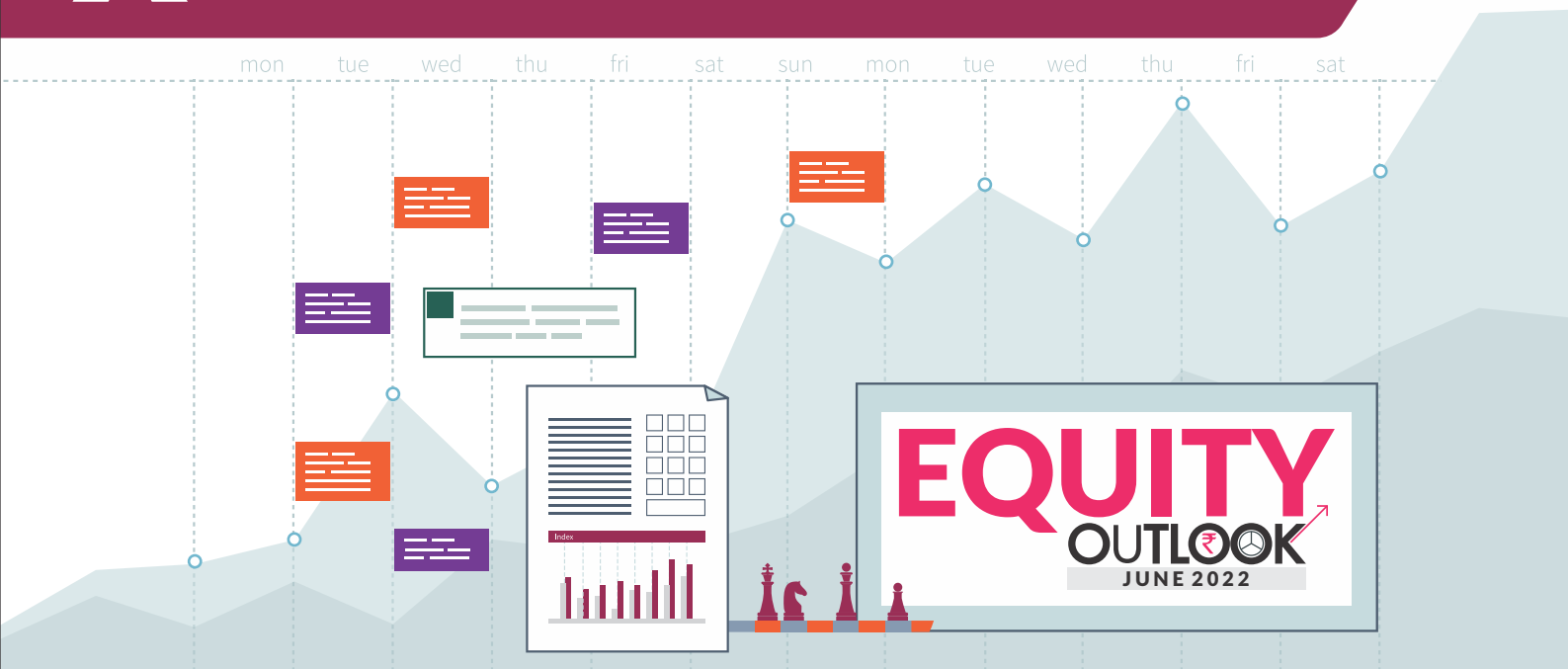
The information set out above is included for general information purposes only and does not constitute legal or tax advice. In view of the individual nature of the tax consequences, each investor is advised to consult his or her own tax consultant with respect to specific tax implications arising out of their participation in the Scheme. Income Tax benefits to the mutual fund & to the unit holder is in accordance with the prevailing tax laws as certified by the mutual funds consultant. Any action taken by you on the basis of the information contained herein is your responsibility alone. Axis Mutual Fund will not be liable in any manner for the consequences of such action taken by you. The information contained herein is not intended as an offer or solicitation for the purchase and sales of any schemes of Axis Mutual Fund.

**Statutory Details :** Axis Mutual Fund has been established as a Trust under the Indian Trusts Act, 1882, sponsored by Axis Bank Ltd. (liability restricted to ₹ 1 Lakh). **Trustee :** Axis Mutual Fund Trustee Ltd. **Investment Manager :** Axis Asset Management Co. Ltd. (The AMC). **Risk Factors :** Axis Bank Ltd. is not liable or responsible for any loss or shortfall resulting from the operation of the scheme.

Mutual Fund Investments are subject to market risks, read all scheme related documents carefully.

# Index Solutions

<b>Tax Reckoner .....</b>	<b>03</b>
<b>Equity Outlook .....</b>	<b>05</b>
<b>Fixed Income Outlook .....</b>	<b>06</b>
<b>Index Funds</b>	
Axis Nifty 100 Index Fund.....	07
Axis Nifty 50 Index Fund.....	08
Axis Nifty Next 50 Index Fund.....	09
Axis Nifty Smallcap 50 Index Fund.....	10
Axis Nifty Midcap 50 Index Fund.....	11
<b>ETFs</b>	
Axis Nifty ETF .....	12
Axis Banking ETF .....	13
Axis Technology ETF .....	14
Axis Healthcare ETF .....	15
Axis Consumption ETF .....	16
Axis Equity ETFs Fund of Fund.....	17
Axis Gold ETF .....	18
Axis Gold Fund .....	19
Axis AAA Bond Plus SDL ETF .....	20
Axis AAA Bond Plus SDL ETF - Fund of Fund.....	21
Axis CPSE Plus SDL 2025 70:30 Debt Index Fund.....	22
AXIS CRISIL SDL 2027 Debt Index Fund.....	23
<b>Scheme Returns.....</b>	<b>24</b>
<b>Annexure .....</b>	<b>27</b>
<b>Product Labelling .....</b>	<b>30</b>



## QUICK TAKE

Equity market valuations are broadly reasonable adjusted for the cyclical low in earnings and potential for revival going forward.

We remain bullish on equities from a medium to long term perspective.

Investors are suggested to have their asset allocation plan based on one's risk appetite and future goals in life.

## KEY HIGHLIGHTS

### MARKETS



Equity markets continued to remain under pressure during the month of May driven by global sentiment. FPI selling saw renewed vigour this month as they redeemed US\$4.7 billion during the month. YTD FPI outflows have now touched \$22.1bn. For the month S&P BSE Sensex & NIFTY 50 ended with losses of 2.6% & 3% respectively. NIFTY Midcap 100 & NIFTY Smallcap 100 ended the month with down 5.3% & 10.2% respectively. The Nifty's 11% decline since the market peak in October is yet to qualify as a bear market but what's exasperated the pain has been 'Loss Perception' stemming from the jagged decline & extremely high volatility.

The biggest talking points & headwinds continue to remain commodity prices. International commodity prices have moderated a tad from peak levels recorded in March and April with the CRB commodity index declining 2% from the peak in April. The metals basket is down 12% while crude is 6.7% lower from its peak in March. However, given the sharp acceleration since Feb-22, the YoY levels remain elevated. These fuel-related global commodities constitute 13.2% of the CPI and 33.8% of WPI basket.

For the domestic economy, the initial signs of strains are becoming increasingly visible. GDP grew 4.1% YoY vs 5.4% in Q3 FY 22. While it accelerated for government consumption and fixed capital formation, the growth rate for private consumption slowed from previous quarter levels due to the impact of the Omicron-led third wave. The contribution of net exports turned less negative as imports moderated more than exports. Lower tax revenues on account of tax cuts on fuel products are likely to dampen revenue expectations and fiscal deficit concerns.

Earnings this season has been a mixed bag. While sales numbers have looked optically strong, the effect of inflation especially in commodity linked sectors, where price hikes were undertaken to some extent, is

misleading. The raw material price build-up that started at the beginning of FY22 continues to build up in Q4FY22. Given the raw material prices surged sharply after the Ukraine war broke out in February, companies saw price pressures build up, being partially offset by low-cost inventory and price hikes. We believe H2 could be better than H1 both for earnings and in-turn market momentum.

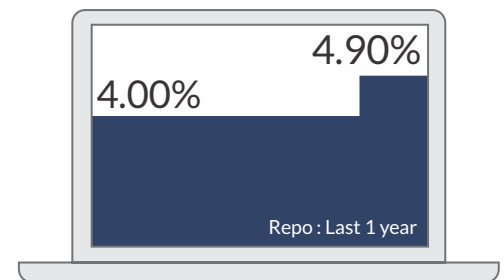
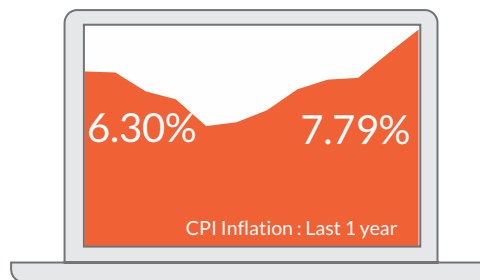
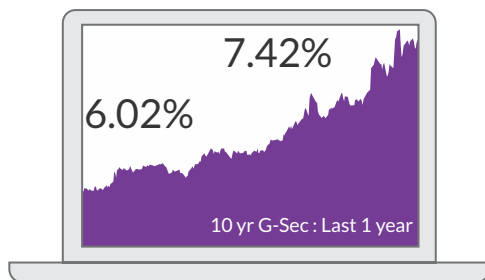
Our allocations in consumer names have specifically been to companies which have the ability to pass on price hikes given the current inflation landscape. In finance, the improving asset quality in select names, has resulted in strong operational results. Both sectors are now attractively valued given their growth prospects we hold them across portfolios. Emphasising on our conviction on digital trends currently playing out across the economic landscape, we have increased our allocations in select IT companies which we believe should benefit disproportionately over the medium term. To reiterate, our strategy remains stock specific and sector agnostic.

Our portfolio focus remains 'fundamentals' driven investing while emphasizing on healthy consistent growth, quality of cash flows & RoE with 3 to 5 years' view. At Axis, we focus on bottom up and that's what we do well i.e. Buy good businesses that can create wealth for the investors in long run.

In the near term, we retain our assessment of extremely volatile market conditions. FPI selling trends will continue to drive markets lower in the near term even as markets digest earnings and the evolving global situation. We had envisaged & tweaked our portfolios for such heightened volatility. For investors especially more recent entrants into the equity markets, market performance is likely to be starkly different from the last 36 months. Systematic investments into equity funds are advised to navigate ongoing volatility.

## FIXED INCOME OUTLOOK

JUNE 2022



### QUICK TAKE

- RBI & the government continue to fight inflation through aggressive policy action
- Markets have priced in much of the incremental rate action. The worst is behind us
- Curve flattening theme has played out, incremental opportunities in duration and target maturity strategies
- Credits continue to remain attractive from a risk reward perspective give the improving macro fundamentals.

### Key Market Events

- RBI Monetary Policy – 50 Bps rate hike on expected lines:** The June monetary policy was largely a non-event from a markets perspective as the markets had priced in 50bps rate hike going into the policy. Notably the RBI raised its inflation forecast to 6.7% for the year citing significant external market headwinds.
- Sharp rise in Bond Yields – The worst is behind us:** In the run up to the June monetary policy, market yields across the curve rose sharply with the benchmark 10 year crossing the psychological 7.5% mark for the first time since 2019. The markets currently have priced in much of the rate hikes anticipated from the RBI. Certain segments of the curve have over priced policy action giving us confidence that the worst of the rate movements is behind us.
- Inflation @7.79%, Government fights inflation:** CPI inflation for April 2022 stood at 7.79% driven by food and commodity prices. Core inflation (CPI excluding food, fuel, pan and tobacco) stood at 7.3%. The government cut excise duty on petrol by Rs8/ltr and on diesel by Rs6/ltr, imposed a hefty export duty on steel products and raw materials, also lowered import duty on key raw materials for steel production and announced curbs on the export of wheat & sugar, all in an attempt to reign in runaway inflation in key commodities. The RBI has upgraded its forecast for inflation to 6.2% for FY 2022-23.
- Currency – Resilient despite record outflows:** YTD FPI outflows have crossed US\$27 billion, the highest ever on record. Despite this, the INR remains one of the best performing emerging market currencies. High forex buffers put in place by the RBI have been the primary cushion for the performance of the domestic currency. As a medium to diversify its forex reserves, the RBI has also proactively added non US dollar currencies and Gold. USD/INR ended the month at 77.64/USD

**10 YEAR G-SEC YIELD**  
**7.42%**

- Global Economics – Fighting inflation & A recession fear:** The US Federal Reserve raised its benchmark interest rate by 50 bps. Minutes of May FOMC meeting also signaled an additional 50 bps rate hikes in subsequent meetings. Similar action was witnessed over the last month in many developed economies. Rising inflation has raised concerns on demand destruction and recessionary conditions across much of the developed world. Policy action is now increasingly factoring economic implications to growth while tackling the inflation menace.

### Market View

Since the start of the year, long-term yields have already risen by over 100 bps. Short-term yields have risen by 150+ bps. For investors, the sharp rise in yields means that markets have already priced in the worst of the rate movements. We believe the markets have priced overnight rates rising to 6%+ over the medium term. With current repo rates at 4.90% this implies 100+ bps of incremental rate hikes factored into bond yields.

The current G-Sec yield curve post 4 years is trading flat with a 4X10 year spread materially below long term averages. Similar trends are visible in the corporate and SDL curve. We had been playing for the curve flattening theme since January across our active portfolios and were using a barbell strategy to build portfolios within stated investment mandates without taking direct exposure to the 1-4-year segment. Now as the theme has played out, we have been recalibrated our portfolios.

The stance changes on liquidity and the fast tracking of neutralizing liquidity is likely to have an impact on corporate spreads especially AAA V/s G-Sec. In the interim period, as spreads widen, investors would be better suited to favor strategies with a G-Sec & SDL bias.

The current yield curve presents material opportunities for investors in the 4-7-year segment. This category also offers significant margin of safety given the steepness of the curve. For investors with medium term investment horizon (3 Years+), incremental allocations to duration may offer significant risk reward opportunities. For investors with short term investment horizons (6 months - 2 years) floating rate strategies continue to remain attractive as interest rate resets and premiums offer competitive 'carry' and low volatility. Credits can also be considered as ideal 'carry' solutions in the current environment.

## Investment Objective:

To provide returns before expenses that closely corresponds to the total returns of the NIFTY 100 subject to tracking errors. However, there can be no assurance that the investment objective of the Scheme will be achieved.

## Type of Scheme:

An Open Ended Index Fund tracking the NIFTY 100 Index

## Fund Manager:



### Mr. Ashish Naik

Work experience: 14 years. He has been managing this fund since 18th October 2019

## Index Facts:

P/E Multiple :	20.53
P/B Multiple :	4.27
Dividend Yield:	1.5%

Source: www.nseindia.com

## Top 10 Holdings:

Stock Name	(%) of Total AUM
Reliance Industries Limited	10.75%
HDFC Bank Limited	7.20%
Infosys Limited	6.51%
ICICI Bank Limited	6.19%
Housing Development Finance Corporation Limited	4.94%
Tata Consultancy Services Limited	4.11%
Kotak Mahindra Bank Limited	3.20%
ITC Limited	2.79%
Hindustan Unilever Limited	2.48%
Larsen & Toubro Limited	2.36%

## Quantitative Data:

Tracking Error:	
1-year:	0.35%

(\*As compared to NIFTY 100 TRI)

Tracking Error is computed using Total Returns Index for 1-Year Period ending May 31, 2022, based on day-end and monthend NAV respectively.

## Scheme Details:

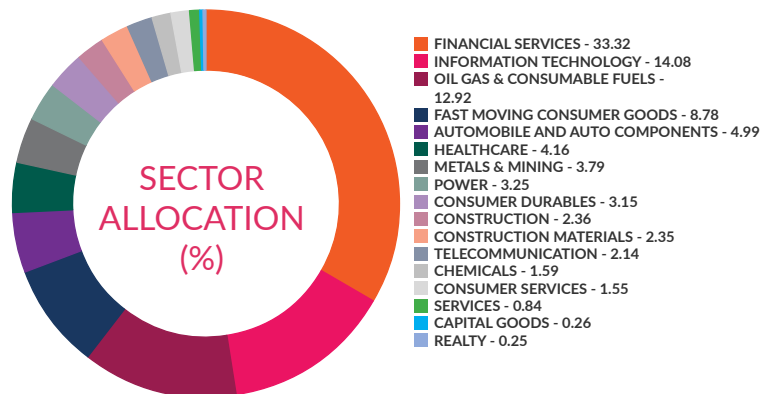
Inception Date:	18-Oct-2019
AAUM for the month of :	₹743.82 cr.
AUM as on 31 <sup>st</sup> May, 2022:	₹ 765.59 cr.
Benchmark:	NIFTY 100 Index TRI
Entry Load:	NA
Load Structure:	Nil
Minimum Investment:	₹5000 and ₹1 thereafter

## Total Expense Ratio

Regular:	1.00%
Direct:	0.15%

Note: All expense ratios are inclusive of GST on Management Fees.

## Sectoral Allocation (%)



## Net Asset Value:

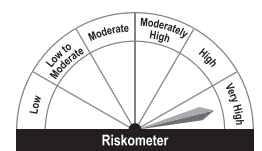
Regular Growth	₹14.1808
Regular IDCW	₹14.1817
Direct Growth	₹14.4904
Direct IDCW	₹14.5111

## AXIS NIFTY 100 INDEX FUND

This product is suitable for investors who are seeking\*:

- Long term wealth creation solution
- An index fund that seeks to track returns by investing in a basket of Nifty 100 Index stocks and aims to achieve returns of the stated index, subject to tracking error

\*Investors should consult their financial advisers if in doubt about whether the product is suitable for them.



## Investment Objective:

To provide returns before expenses that closely corresponds to the total returns of the NIFTY 50 subject to tracking errors. However, there can be no assurance that the investment objective of the Scheme will be achieved.

## Type of Scheme:

An Open Ended Index Fund tracking the NIFTY 50 Index

## Fund Manager:



### Mr. Jinesh Gopani

Work experience: 20 years. He has been managing this fund since 3rd December 2021

## Index Facts:

P/E Multiple :	20.44
P/B Multiple :	4.24
Dividend Yield:	1.43%

Source: www.nseindia.com

## Top 10 Holdings:

Stock Name	(%) of Total AUM
Reliance Industries Limited	12.49%
HDFC Bank Limited	8.36%
Infosys Limited	7.56%
ICICI Bank Limited	7.19%
Housing Development Finance Corporation Limited	5.74%
Tata Consultancy Services Limited	4.79%
Kotak Mahindra Bank Limited	3.73%
ITC Limited	3.26%
Hindustan Unilever Limited	2.89%
Larsen & Toubro Limited	2.75%

## Quantitative Data:

Tracking Error:	
Since Inception:	NA

(\*As compared to NIFTY 50 TRI)

Tracking Error is computed using Total Returns Index for Since Inception Period ending May 31, 2022, based on day-end and month-end NAV respectively. Scheme inception date is 03-Dec-21.

## Scheme Details:

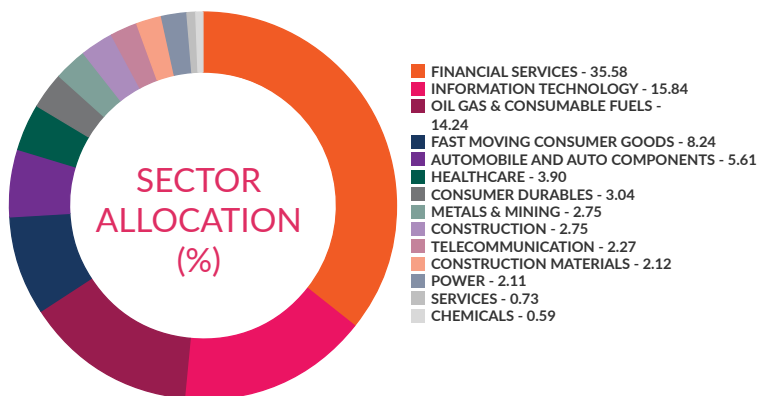
Inception Date:	03-Dec-2021
AAUM for the month of :	₹120.91 cr.
AUM as on 31 <sup>st</sup> May, 2022:	₹ 130.19 cr.
Benchmark:	Nifty 50 TRI
Entry Load:	NA
Load Structure:	Nil
Minimum Investment:	₹5000 and ₹1 thereafter

## Total Expense Ratio

Regular:	0.42%
Direct:	0.12%

Note: All expense ratios are inclusive of GST on Management Fees.

## Sectoral Allocation (%)



## Net Asset Value:

Regular Growth	₹9.6649
Regular IDCW	₹9.6648
Direct Growth	₹9.6792
Direct IDCW	₹9.6792

## AXIS NIFTY 50 INDEX FUND

This product is suitable for investors who are seeking\*:

- Long term wealth creation solution
- An index fund that seeks to track returns by investing in a basket of Nifty 50 Index stocks and aims to achieve returns of the stated index, subject to tracking error.

\*Investors should consult their financial advisers if in doubt about whether the product is suitable for them.



## Investment Objective:

To provide returns before expenses that closely corresponds to the total returns of the NIFTY NEXT 50 subject to tracking errors. However, there can be no assurance that the investment objective of the Scheme will be achieved.

## Type of Scheme:

An Open Ended Index Fund tracking the NIFTY NEXT 50 Index

## Fund Manager:



### Mr. Jinesh Gopani

Work experience: 20 years. He has been managing this fund since 28th January 2022

## Index Facts:

P/E Multiple :	19.65
P/B Multiple :	4.15
Dividend Yield:	2.08%

Source: www.nseindia.com

## Top 10 Holdings:

Stock Name	(%) of Total AUM
Adani Enterprises Limited	5.45%
Adani Green Energy Limited	3.68%
Avenue Supermarts Limited	3.35%
Vedanta Limited	3.27%
SRF Limited	3.27%
Adani Transmission Limited	3.20%
Pidilite Industries Limited	3.13%
ICICI Lombard General Insurance Company Limited	2.95%
Info Edge (India) Limited	2.91%
Dabur India Limited	2.77%

## Quantitative Data:

Tracking Error:	
Since Inception:	NA

(\*As compared to Nifty Next 50 TRI)

Tracking Error is computed using Total Returns Index for Since Inception Period ending May 31, 2022, based on day-end and month-end NAV respectively. Scheme inception date is 28-Jan-22.

## Scheme Details:

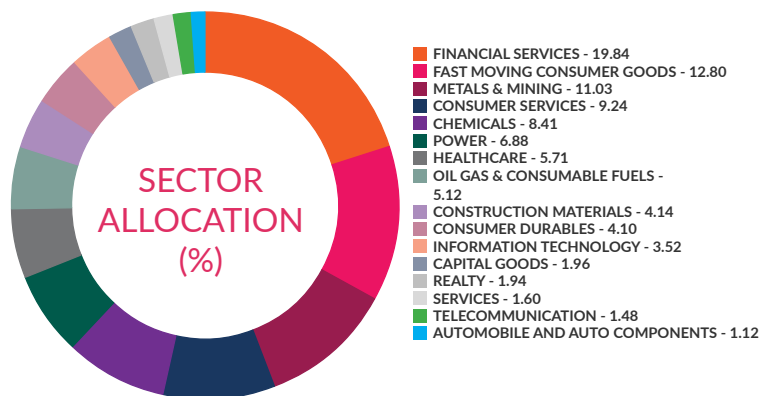
Inception Date:	28-Jan-2022
AAUM for the month of :	₹57.72 cr.
AUM as on 31 <sup>st</sup> May, 2022:	₹ 59.07 cr.
Benchmark:	Nifty Next 50 TRI
Entry Load:	NA
Load Structure:	Nil
Minimum Investment:	₹5000 and ₹1 thereafter

## Total Expense Ratio

Regular:	0.84%
Direct:	0.24%

Note: All expense ratios are inclusive of GST on Management Fees.

## Sectoral Allocation (%)



## Net Asset Value:

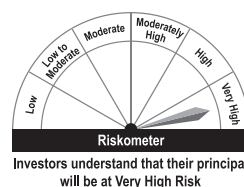
Regular Growth	₹9.4521
Regular IDCW	₹9.4521
Direct Growth	₹9.4714
Direct IDCW	₹9.4713

## AXIS NIFTY NEXT 50 INDEX FUND

This product is suitable for investors who are seeking\*:

- Long term wealth creation solution.
- An index fund that seeks to track returns by investing in a basket of Nifty Next 50 Index stocks and aims to achieve returns of the stated index, subject to tracking error.

\*Investors should consult their financial advisers if in doubt about whether the product is suitable for them.



## Investment Objective:

To provide returns before expenses that closely corresponds to the total returns of the NIFTY MIDCAP 50 subject to tracking errors. However, there can be no assurance that the investment objective of the Scheme will be achieved.

## Type of Scheme:

An Open Ended Index Fund tracking the NIFTY MIDCAP 50 Index

## Fund Manager:



### Mr. Jinesh Gopani

Work experience: 20 years. He has been managing this fund since 28th March 2022

## Index Facts:

P/E Multiple :	19.46
P/B Multiple :	2.87
Dividend Yield:	1.43%

Source: www.nseindia.com

## Top 10 Holdings:

Stock Name	(%) of Total AUM
Tata Power Company Limited	5.18%
Bharat Electronics Limited	3.65%
AU Small Finance Bank Limited	3.59%
Page Industries Limited	3.46%
Trent Limited	3.28%
Voltas Limited	3.07%
Shriram Transport Finance Company Limited	3.06%
Zee Entertainment Enterprises Limited	3.03%
Mphasis Limited	2.79%
Ashok Leyland Limited	2.57%

## Quantitative Data:

Tracking Error:	
Since Inception:	NA

(\*As compared to Nifty Midcap 50 TRI)

Tracking Error is computed using Total Returns Index for Since Inception Period ending May 31, 2022, based on day-end and month-end NAV respectively. Scheme inception date is 28-Mar-22.

## Scheme Details:

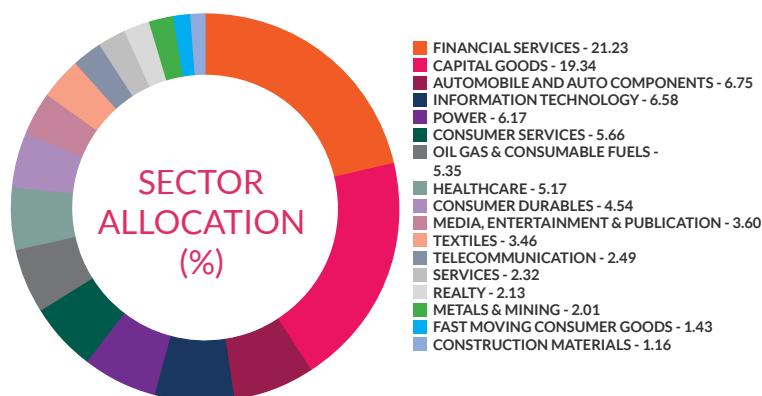
Inception Date:	28-Mar-2022
AAUM for the month of :	₹21.99 cr.
AUM as on 31 <sup>st</sup> May, 2022:	₹ 23.23 cr.
Benchmark:	Nifty Midcap 50 TRI
Entry Load:	NA
Load Structure:	If redeemed before 7 Day; Exit Load is 0.25%;
Minimum Investment:	₹5000 and ₹1 thereafter

## Total Expense Ratio

Regular:	1.00%
Direct:	0.25%

Note: All expense ratios are inclusive of GST on Management Fees.

## Sectoral Allocation (%)



## Net Asset Value:

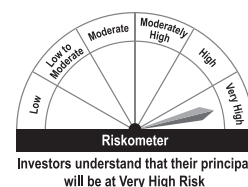
Regular Growth	₹9.4065
Regular IDCW	₹9.4065
Direct Growth	₹9.4193
Direct IDCW	₹9.419

## AXIS NIFTY MIDCAP 50 INDEX FUND

This product is suitable for investors who are seeking\*:

- Long term wealth creation solution
- An index fund that seeks to track returns by investing in a basket of Nifty Midcap 50 Index stocks and aims to achieve returns of the stated index, subject to tracking error.

\*Investors should consult their financial advisers if in doubt about whether the product is suitable for them.



# Axis Nifty Smallcap 50 Index Fund

MONTHLY FACTSHEET - MAY 31, 2022

## Investment Objective:

To provide returns before expenses that closely corresponds to the total returns of the NIFTY SMALLCAP 50 subject to tracking errors. However, there can be no assurance that the investment objective of the Scheme will be achieved.

## Type of Scheme:

An Open Ended Index Fund tracking the NIFTY SMALLCAP 50 Index

## Fund Manager:



### Mr. Jinesh Gopani

Work experience: 20 years. He has been managing this fund since 10th March 2022

## Index Facts:

P/E Multiple :	24.37
P/B Multiple :	2.73
Dividend Yield:	1.06%

Source: www.nseindia.com

## Top 10 Holdings:

Stock Name	(%) of Total AUM
Central Depository Services (India) Limited	5.01%
KPIT Technologies Limited	4.01%
PVR Limited	3.90%
Computer Age Management Services Limited	3.63%
Multi Commodity Exchange of India Limited	3.33%
UTI Asset Management Company Limited	3.19%
IDFC Limited	3.16%
RBL Bank Limited	3.14%
Cyient Limited	3.09%
Radico Khaitan Limited	3.07%

## Quantitative Data:

Tracking Error:	
Since Inception:	NA

(\*As compared to Nifty Smallcap 50 TRI)

Tracking Error is computed using Total Returns Index for Since Inception Period ending May 31, 2022, based on day-end and month-end NAV respectively. Scheme inception date is 10-Mar-22.

## Scheme Details:

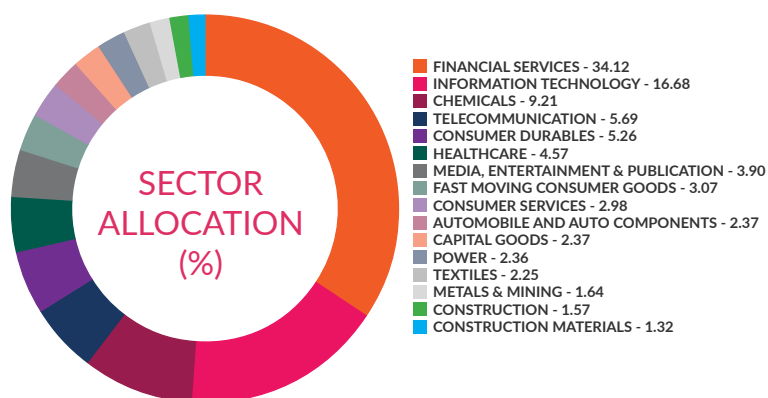
Inception Date:	10-Mar-2022
AAUM for the month of :	₹24.23 cr.
AUM as on 31 <sup>st</sup> May, 2022:	₹ 25.74 cr.
Benchmark:	Nifty Smallcap 50 TRI
Entry Load:	NA
Load Structure:	Nil
Minimum Investment:	₹5000 and ₹1 thereafter

## Total Expense Ratio

Regular:	1.00%
Direct:	0.25%

Note: All expense ratios are inclusive of GST on Management Fees.

## Sectoral Allocation (%)



## Net Asset Value:

Regular Growth	₹8.9705
Regular IDCW	₹8.9705
Direct Growth	₹8.9858
Direct IDCW	₹8.9859

## AXIS NIFTY SMALLCAP 50 INDEX FUND

This product is suitable for investors who are seeking\*:

- Long term wealth creation solution
- An index fund that seeks to track returns by investing in a basket of Nifty Smallcap 50 Index stocks and aims to achieve returns of the stated index, subject to tracking error.

\*Investors should consult their financial advisers if in doubt about whether the product is suitable for them.



## Investment Objective:

The investment objective of the Scheme is to provide returns before expenses that closely correspond to the total returns of the Nifty 50 Index subject to tracking errors. However, there is no assurance or guarantee that the investment objective of the Scheme will be achieved

## Fund Manager:



### Mr. Ashish Naik

Work experience: 14 years. He has been managing this fund since 3rd July 2017

## Index Facts:

P/E Multiple :	20.44
P/B Multiple :	4.24
Dividend Yield:	1.43%

Source: [www.nseindia.com](http://www.nseindia.com)

## Top 10 Holdings:

Stock Name	(%) of Total AUM
Reliance Industries Limited	12.47%
HDFC Bank Limited	8.35%
Infosys Limited	7.56%
ICICI Bank Limited	7.18%
Housing Development Finance Corporation Limited	5.73%
Tata Consultancy Services Limited	4.78%
Kotak Mahindra Bank Limited	3.72%
ITC Limited	3.25%
Hindustan Unilever Limited	2.88%
Larsen & Toubro Limited	2.74%

## Quantitative Data:

Tracking Error:	
1-year:	0.07%

(\*As compared to NIFTY 50 TRI)

Tracking Error is computed using Total Returns Index for 1-Year Period ending May 31, 2022, based on day-end and month-end NAV respectively.

## About Pricing

Details regarding the pricing calculations please log on to [http://axismf.cmots.com/Creation\\_Unit.aspx](http://axismf.cmots.com/Creation_Unit.aspx)

## Scheme Details:

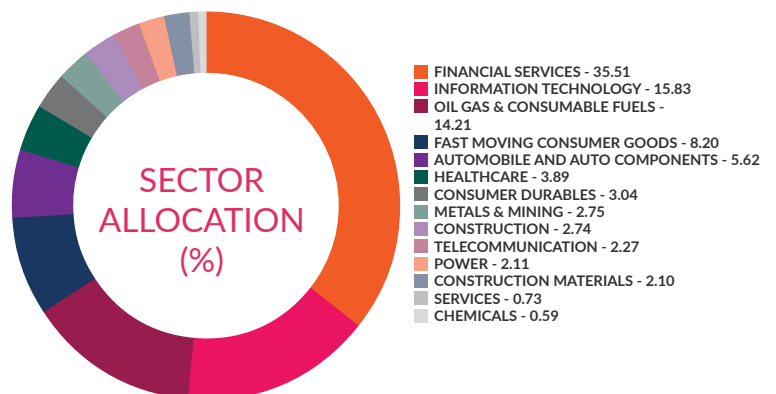
Inception Date:	03-Jul-2017
AAUM for the month of :	₹123.66 cr.
AUM as on 31 <sup>st</sup> May, 2022:	₹ 128.23 cr.
Benchmark:	Nifty 50 TRI Index
Underlying Index:	Nifty 50
Exchange Listed:	NSE
Exchange Symbol/Scrip Code:	AXISNIFTY
ISIN:	INF846K01W98
Bloomberg Code:	AXSNIFT IN Equity
Creation Unit Size:	50,000 units and in multiples thereof
Entry Load:	NA
Load Structure:	Nil
Basket Size (As on 31 <sup>st</sup> May, 2022):	8756535

## Total Expense Ratio

0.07%

Note: All expense ratios are inclusive of GST on Management Fees.

## Sectoral Allocation (%)



## Net Asset Value:

Axis Nifty ETF

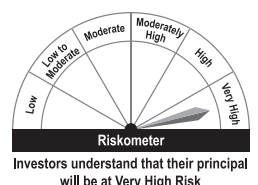
₹175.1307

## AXIS NIFTY ETF

This product is suitable for investors who are seeking\*:

- Capital appreciation over medium to long term
- Investments in Equity & Equity related instruments covered by Nifty 50 Index

\*Investors should consult their financial advisers if in doubt about whether the product is suitable for them.



## Investment Objective:

The investment objective of the Scheme is to provide returns before expenses that closely correspond to the total returns of the NIFTY Bank Index subject to tracking errors. However, there is no assurance or guarantee that the investment objective of the scheme will be achieved.

## Fund Manager:



### Mr. Ashish Naik

Work experience: 14 years. He has been managing this fund since 4th May 2022

## Index Facts:

P/E Multiple :	17.79
P/B Multiple :	2.64
Dividend Yield:	0.81%

Source: [www.nseindia.com](http://www.nseindia.com)

## Top 10 Holdings:

Stock Name	(%) of Total AUM
HDFC Bank Limited	27.42%
ICICI Bank Limited	23.55%
Kotak Mahindra Bank Limited	12.21%
State Bank of India	10.75%
Axis Bank Limited	10.64%
IndusInd Bank Limited	5.37%
AU Small Finance Bank Limited	2.45%
Bandhan Bank Limited	1.96%
Bank of Baroda	1.65%
The Federal Bank Limited	1.57%

## Quantitative Data:

Tracking Error:	
1-year:	0.08%

(\*As compared to Nifty Bank TRI)

Tracking Error is computed using Total Returns Index for 1-Year Period ending May 31, 2022, based on day-end and month-end NAV respectively.

## About Pricing

Details regarding the pricing calculations please log on to <http://axismf.cmots.com/axis-banking-etf.aspx>

## Scheme Details:

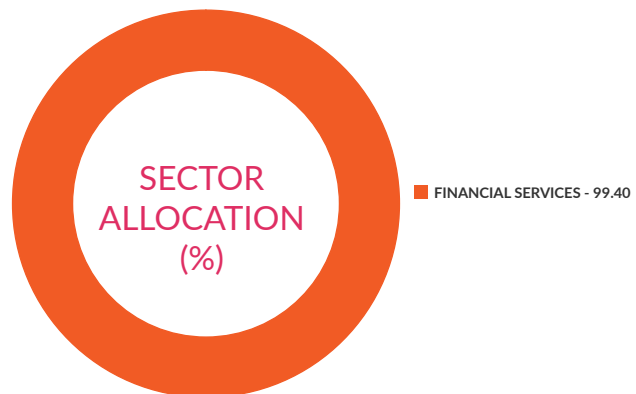
Inception Date:	03-Nov-2020
AAUM for the month of :	₹48.91 cr.
AUM as on 31 <sup>st</sup> May, 2022:	₹ 41.73 cr.
Benchmark:	Nifty Bank TRI
Underlying Index:	Nifty Bank
Exchange Listed:	NSE
Exchange Symbol/Scrip Code:	AXISBNKETF
ISIN:	INF846K01X63
Bloomberg Code:	AXSBANK IN Equity
Creation Unit Size:	10,000 units and in multiples thereof
Entry Load:	NA
Load Structure:	Nil
Basket Size (As on 31 <sup>st</sup> May, 2022):	3571970

## Total Expense Ratio

**0.16%**

Note: All expense ratios are inclusive of GST on Management Fees.

## Sectoral Allocation (%)



## Net Asset Value:

Axis Banking ETF

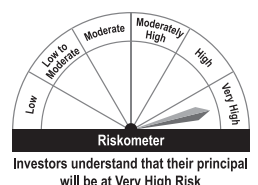
₹357.197

## AXIS BANKING ETF

This product is suitable for investors who are seeking\*:

- Long term wealth creation solution
- An index fund that seeks to track returns by investing in a basket of NIFTY Bank Index stocks and aims to achieve returns of the stated index, subject to tracking error

\*Investors should consult their financial advisers if in doubt about whether the product is suitable for them.



## Investment Objective:

To provide returns before expenses that closely correspond to the total returns of the NIFTY IT Index subject to tracking errors. However, there is no assurance or guarantee that the investment objective of the scheme will be achieved.

## Fund Manager:



### Mr. Jinesh Gopani

Work experience: 20 years. He has been managing this fund since 25th March 2021

## Index Facts:

P/E Multiple :	27.65
P/B Multiple :	9.17
Dividend Yield:	1.99%

Source: [www.nseindia.com](http://www.nseindia.com)

## Top 10 Holdings:

Stock Name	(%) of Total AUM
Tata Consultancy Services Limited	28.94%
Infosys Limited	26.26%
HCL Technologies Limited	9.15%
Wipro Limited	8.15%
Tech Mahindra Limited	7.92%
Mphasis Limited	4.99%
MindTree Limited	4.56%
Larsen & Toubro Infotech Limited	4.51%
Coforge Limited	2.77%
L&T Technology Services Limited	2.24%

## Quantitative Data:

Tracking Error:	
1-year:	0.09%

(\*As compared to Nifty IT TRI)

Tracking Error is computed using Total Returns Index for 1-Year Period ending May 31, 2022, based on day-end and month-end NAV respectively.

## About Pricing

Details regarding the pricing calculations please log on to <http://axismf.cmots.com/axis-technology-etf.aspx>

## Scheme Details:

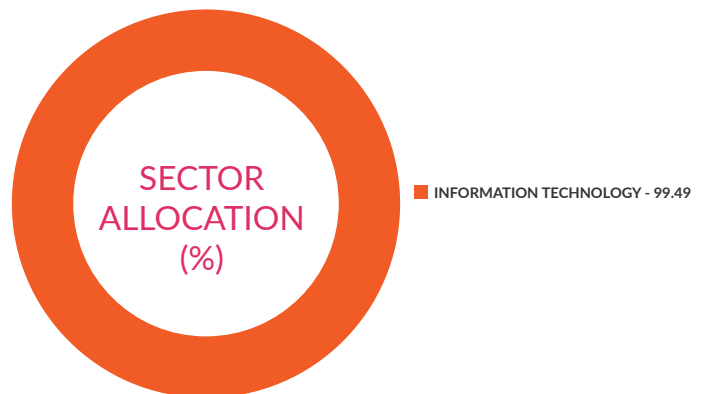
Inception Date:	25-Mar-2021
AAUM for the month of :	₹25.37 cr.
AUM as on 31 <sup>st</sup> May, 2022:	₹ 26.37 cr.
Benchmark:	Nifty IT TRI
Underlying Index:	Nifty IT
Exchange Listed:	NSE, BSE
Exchange Symbol/Scrip Code:	AXISTECETF, 543347
ISIN:	INF846K01Y96
Bloomberg Code:	ATECHETF IN Equity
Creation Unit Size:	15,000 units and in multiples thereof
Entry Load:	NA
Load Structure:	Nil
Basket Size (As on 31 <sup>st</sup> May, 2022):	4542760.5

## Total Expense Ratio

0.22%

Note: All expense ratios are inclusive of GST on Management Fees.

## Sectoral Allocation (%)



## Net Asset Value:

Axis Technology ETF

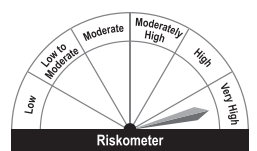
₹302.8507

## AXIS TECHNOLOGY ETF

This product is suitable for investors who are seeking\*:

- Long term wealth creation solution.
- The fund that seeks to track returns by investing in a basket of NIFTY IT Index stocks and aims to achieve returns of the stated index, subject to tracking error

\*Investors should consult their financial advisers if in doubt about whether the product is suitable for them.



## Investment Objective:

The investment objective of the Scheme is to provide returns before expenses that closely correspond to the total returns of the NIFTY Healthcare Index subject to tracking errors. However, there is no assurance or guarantee that the investment objective of the scheme will be achieved.

## Fund Manager:



### Mr. Jinesh Gopani

Work experience: 20 years. He has been managing this fund since 17th May 2021

## Index Facts:

P/E Multiple :	33.69
P/B Multiple :	4.96
Dividend Yield:	0.68%

Source: [www.nseindia.com](http://www.nseindia.com)

## Top 10 Holdings:

Stock Name	(%) of Total AUM
Sun Pharmaceutical Industries Limited	20.85%
Dr. Reddy's Laboratories Limited	11.91%
Cipla Limited	11.50%
Divi's Laboratories Limited	10.27%
Apollo Hospitals Enterprise Limited	9.11%
Laurus Labs Limited	4.99%
Alkem Laboratories Limited	3.46%
Biocon Limited	3.42%
Aurobindo Pharma Limited	3.35%
Lupin Limited	3.34%

## Quantitative Data:

Tracking Error:	
1-year:	0.12%

(\*As compared to Nifty Healthcare TRI)

Tracking Error is computed using Total Returns Index for 1-Year Period ending May 31, 2022, based on day-end and month-end NAV respectively.

## About Pricing

Details regarding the pricing calculations please log on to <http://axismf.cmots.com/axis-healthcare-etf.aspx>

## Scheme Details:

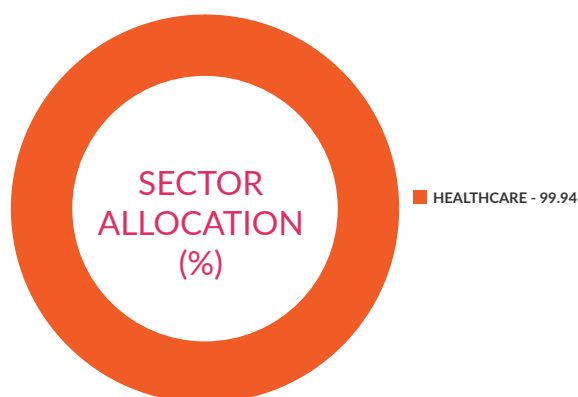
Inception Date:	17-May-2021
AAUM for the month of :	₹19.78 cr.
AUM as on 31 <sup>st</sup> May, 2022:	₹ 19.61 cr.
Benchmark:	Nifty Healthcare TRI
Underlying Index:	Nifty Healthcare
Exchange Listed:	NSE, BSE
Exchange Symbol/Scrip Code:	AXISHCETF, 543348
ISIN:	INF846K01Z12
Bloomberg Code:	AXIHCETF IN Equity
Creation Unit Size:	50,000 units and in multiples thereof
Entry Load:	NA
Load Structure:	Nil
Basket Size (As on 31 <sup>st</sup> May, 2022):	3915550

## Total Expense Ratio

0.22%

Note: All expense ratios are inclusive of GST on Management Fees.

## Sectoral Allocation (%)



## Net Asset Value:

Axis Healthcare ETF

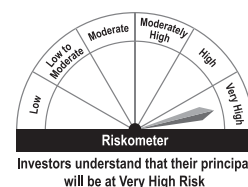
₹78.311

## AXIS HEALTHCARE ETF

This product is suitable for investors who are seeking\*:

- Long term wealth creation solution
- The Fund that seeks to track returns by investing in a basket of NIFTY Healthcare Index stocks and aims to achieve returns of the stated index, subject to tracking error

\*Investors should consult their financial advisers if in doubt about whether the product is suitable for them.



## Investment Objective:

To provide returns before expenses that closely correspond to the total returns of the NIFTY India Consumption Index subject to tracking errors. However, there is no assurance or guarantee that the investment objective of the scheme will be achieved.

## Fund Manager:



**Mr. Ashish Naik**  
Work experience: 14 years. He has been managing this fund since 4th May 2022

## Index Facts:

P/E Multiple :	37.1
P/B Multiple :	8.03
Dividend Yield:	1.33%

Source: [www.nseindia.com](http://www.nseindia.com)

## Top 10 Holdings:

Stock Name	(%) of Total AUM
Hindustan Unilever Limited	11.58%
ITC Limited	10.22%
Bharti Airtel Limited	9.20%
Asian Paints Limited	7.17%
Maruti Suzuki India Limited	5.88%
Mahindra & Mahindra Limited	5.51%
Titan Company Limited	5.14%
Nestle India Limited	3.49%
Avenue Supermarts Limited	3.29%
Adani Transmission Limited	3.14%

## Quantitative Data:

Tracking Error:	
Since Inception:	0.33%

(\*As compared to Nifty India Consumption TRI)

Tracking Error is computed using Total Returns Index for Since Inception Period ending May 31, 2022, based on day-end and month-end NAV respectively. Scheme inception date is 17-Sep-21.

## About Pricing

Details regarding the pricing calculations please log on to <https://www.axismf.com/mutual-funds/etfs/axis-consumption-etf/ce-gp/regular>

## Scheme Details:

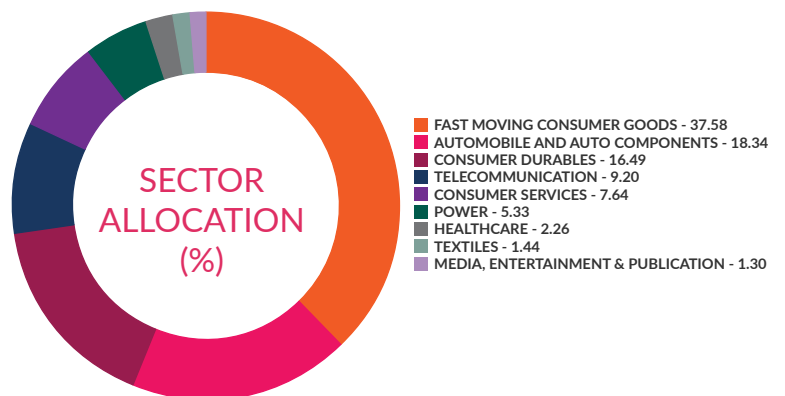
Inception Date:	17-Sep-2021
AAUM for the month of :	₹11.61 cr.
AUM as on 31 <sup>st</sup> May, 2022:	₹ 12.20 cr.
Benchmark:	Nifty India Consumption TRI
Underlying Index:	NIFTY India Consumption
Exchange Listed:	NSE, BSE
Exchange Symbol/Scrip Code:	AXISCETF, 543357
ISIN:	INF846K016C7
Bloomberg Code:	ACSMETF IN Equity
Creation Unit Size:	50,000 units and in multiples thereof
Entry Load:	NA
Load Structure:	Nil
Basket Size (As on 31 <sup>st</sup> May, 2022):	3477730

## Total Expense Ratio

**0.33%**

Note: All expense ratios are inclusive of GST on Management Fees.

## Sectoral Allocation (%)



## Net Asset Value:

Axis Consumption ETF

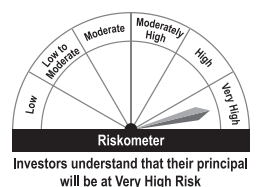
₹69.5546

## AXIS CONSUMPTION ETF

This product is suitable for investors who are seeking\*:

- Long term wealth creation solution
- The fund that seeks to track returns by investing in a basket of NIFTY India Consumption Index stocks.

\*Investors should consult their financial advisers if in doubt about whether the product is suitable for them.



## Investment Objective:

To provide long-term capital appreciation from a portfolio investing predominantly in units of domestic equity ETFs. There is no assurance that the investment objective of the Scheme will be realized. However, there can be no assurance that the investment objective of the Scheme will be realized.

## Fund Manager:



### Mr. Shreyash Devalkar

Work experience: 18 years. He has been managing this fund since 24th February 2022

## Index Facts:

P/E Multiple :	21.07
P/B Multiple :	4.06
Dividend Yield:	1.4%

Source: www.nseindia.com

## Top 10 Holdings:

Stock Name	(%) of Total AUM
Axis Banking ETF	24.27%
SBI-ETF Nifty Next 50	17.27%
Axis Technology ETF	15.33%
Nippon India ETF Nifty Midcap 150	10.72%
Axis Nifty ETF	9.89%
Axis Consumption ETF	9.80%
Axis Healthcare ETF	7.77%

## Scheme Details:

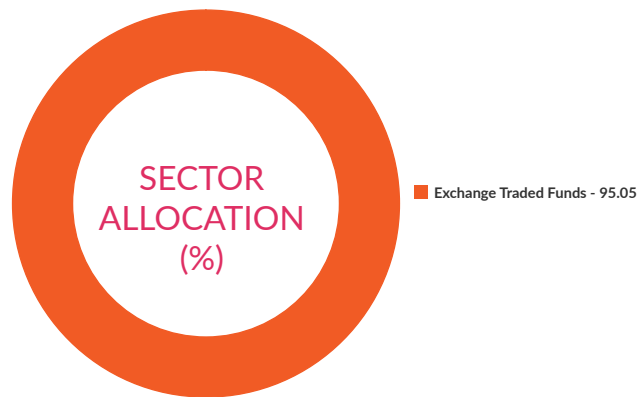
Inception Date:	24-Feb-2022
AAUM for the month of :	₹17.07 cr.
AUM as on 31 <sup>st</sup> May, 2022:	₹ 17.63 cr.
Benchmark:	Nifty 500 TRI
Entry Load:	NA
Load Structure:	If redeemed before 15 Day; Exit Load is 1%;
Minimum Investment:	₹5000 and ₹1 thereafter

## Total Expense Ratio

Regular:	0.27%
Direct:	0.11%

Note: All expense ratios are inclusive of GST on Management Fees.

## Sectoral Allocation (%)



## Net Asset Value:

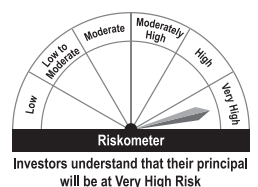
Regular Growth	₹9.7532
Regular IDCW	₹9.7532
Direct Growth	₹9.7574
Direct IDCW	₹9.7574

## AXIS EQUITY ETFS FUND OF FUND

This product is suitable for investors who are seeking\*:

- Capital appreciation over long term
- Investments predominantly in units of domestic Equity Exchange Traded Funds

\*Investors should consult their financial advisers if in doubt about whether the product is suitable for them.



## Investment Objective:

The investment objective of the Scheme is to generate returns that are in line with the performance of gold.

## Type of Scheme:

An open ended fund of fund scheme investing in Axis Gold ETF

## Fund Manager:



### Mr. Aditya Pagaria

Work experience: 14 years. He has been managing this fund since 9th November 2021

## Portfolio Holdings:

Stock Name	(%) of Total AUM
Axis Gold ETF	99.37%
Debt, Cash & other current assets	0.63%

## Quantitative Data:

Tracking Error:	
1-year:	6.68%

Tracking Error is computed using Total Returns Index for 1-Year Period ending May 31, 2022, based on day-end and monthend NAV respectively.

Note: Investors will be bearing the recurring expenses of the scheme, in addition to the expenses of the , in which Fund of Funds schemes make investments.

## Scheme Details:

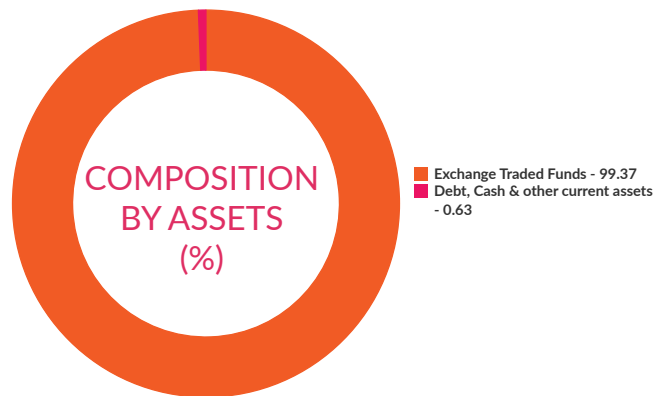
Inception Date:	20-Oct-2011
AAUM for the month of :	₹262.09 cr.
AUM as on 31 <sup>st</sup> May, 2022:	₹ 261.82 cr.
Benchmark:	Domestic price of gold
Entry Load:	NA
Load Structure:	Exit Load of 1% is payable if Units are redeemed / switched-out within 1 year from the date of allotment.
Minimum Investment:	₹5000 and ₹1 thereafter

## Total Expense Ratio

Regular:	0.65%
Direct:	0.17%

Note: All expense ratios are inclusive of GST on Management Fees.

## Composition by Assets (%)



## Net Asset Value:

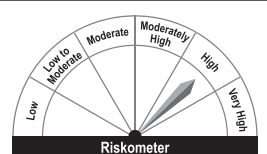
Regular Growth	₹15.6103
Regular IDCW	₹15.6301
Direct Growth	₹16.8466
Direct IDCW	₹16.8623

## AXIS GOLD FUND

This product is suitable for investors who are seeking\*:

- Capital Appreciation over medium to long term
- Invests predominantly in Axis Gold ETF in order to generate returns similar to the underlying fund, subject to tracking error

\*Investors should consult their financial advisers if in doubt about whether the product is suitable for them.



## Investment Objective:

The investment objective of the Scheme is to generate returns that are in line with the performance of gold.

## Fund Manager:



### Mr. Hardik Satra

Work experience: 10 years. He has been managing this fund since 23rd February 2022

## Portfolio Holdings:

Stock Name	(%) of Total AUM
Gold	97.96%
Debt, Cash & other current assets	2.04%

## Quantitative Data:

Tracking Error:	
1-year:	0.32%

Tracking Error is computed using Total Returns Index for 1-Year Period ending May 31, 2022, based on day-end and monthend NAV respectively.

## Scheme Details:

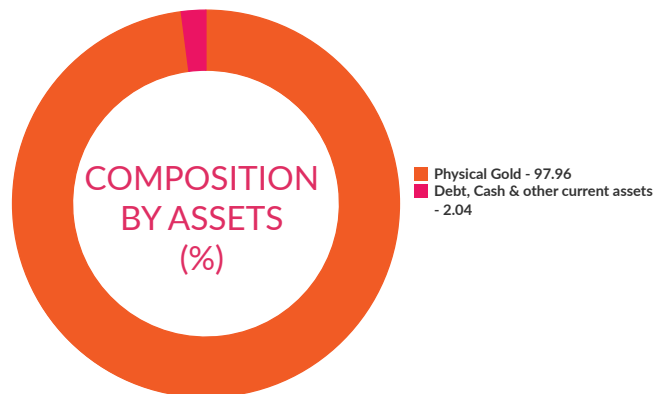
Inception Date:	10-Nov-2010
AAUM for the month of :	₹664.73 cr.
AUM as on 31 <sup>st</sup> May, 2022:	₹ 680.93 cr.
Benchmark:	Domestic price of gold
Underlying Index:	Price of Gold
Exchange Listed:	NSE, BSE
Exchange Symbol/Scrip Code:	AXISGOLD, 533570
ISIN:	INF846K01347
Bloomberg Code:	AXGOLD IN Equity
Creation Unit Size:	1,00,000 units and in multiples thereof
Entry Load:	NA
Load Structure:	Nil
Basket Size (As on 31 <sup>st</sup> May, 2022):	4418520

## Total Expense Ratio

0.53%

Note: All expense ratios are inclusive of GST on Management Fees.

## Composition by Assets (%)



## Net Asset Value:

Axis Gold ETF

₹44.1852

## AXIS GOLD ETF

This product is suitable for investors who are seeking\*:

- Capital Appreciation over medium to long term
- Invests predominantly in gold in order to generate returns similar to the performance of gold, subject to tracking error

\*Investors should consult their financial advisers if in doubt about whether the product is suitable for them.



# Axis AAA Bond Plus SDL ETF - 2026 Maturity

MONTHLY FACTSHEET - MAY 31, 2022

## Investment Objective:

To replicate Nifty AAA Bond Plus SDL Apr 2026 50:50 Index by investing in bonds of issuers rated AAA and state development loans (SDL), subject to tracking errors. However, there is no assurance or guarantee that the investment objective of the scheme will be achieved.

## Fund Manager:



### Mr. Aditya Pagaria

Work experience: 14 years. He has been managing this fund since 11th May 2021



### Mr. Kaustubh Sule

Work experience: 16 years. He has been managing this fund since 9th November 2021

## Debt Quants:

Average Maturity :	3.43 years
Modified Duration :	2.87 years
Maculay Duration:	3.02 years
Portfolio Yield (Yield To Maturity):	7.23%

## Portfolio Holdings:

Stock Name	(%) of Total AUM
HDFC Limited	13.98%
8.83% UP SDL (MD 24/02/2026)	8.91%
REC Limited	7.68%
Power Finance Corporation Limited	7.36%
Indian Oil Corporation Limited	7.33%
8.88% West Bengal SDL (MD 24/02/2026)	5.47%
8.51% Maharashtra SDL (MD 09/03/2026)	4.92%
Export Import Bank of India	4.45%
NTPC Limited	4.11%
8.16% Karnataka SDL (MD 26/11/2025)	4.06%

## Quantitative Data:

Tracking Difference :	-0.22%
Since Inception:	

(\*As compared to Nifty AAA Bond Plus SDL Apr 2026 50:50 Index)

Tracking Error is computed using Total Returns Index for 1-Year Period ending May 31, 2022, based on day-end and month-end NAV respectively.

## About Pricing

Details regarding the pricing calculations please log on to <http://axismf.cmots.com/axis-aaa-bond-plus-sdl-etf-2026-Maturity.asp>

## Scheme Details:

Inception Date:	11-May-2021
AAUM for the month of :	₹997.71 cr.
AUM as on 31 <sup>st</sup> May, 2022:	₹ 997.41 cr.
Benchmark:	Nifty AAA Bond Plus SDL Apr 2026 50:50 Index
Underlying Index:	NIFTY AAA Bond Plus SDL Apr 2026
Exchange Listed:	NSE
Exchange Symbol/Scrip Code:	AXISBPSETF
ISIN:	INF846K01Z04
Bloomberg Code:	AXBPSETF
Creation Unit Size:	2500000 units and in multiples thereof
Entry Load:	NA
Load Structure:	Nil

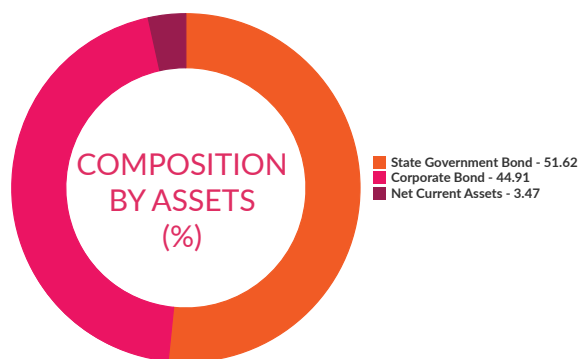
Basket Size (As on 31<sup>st</sup> May, 2022): 25656250

## Total Expense Ratio

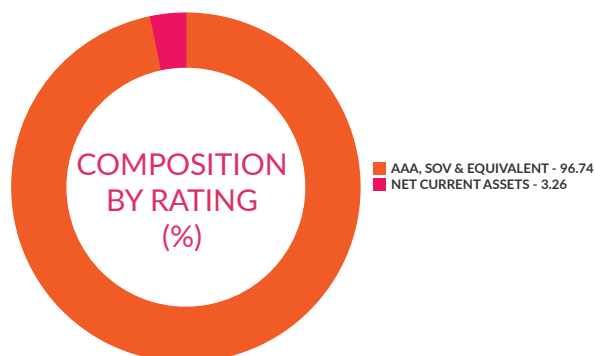
0.13%

Note: All expense ratios are inclusive of GST on Management Fees.

## Composition by Assets (%)



## Composition By Rating (%)



## Net Asset Value:

Axis AAA Bond Plus SDL ETF - 2026 Maturity

₹10.2625

## AXIS AAA BOND PLUS SDL ETF - 2026 MATURITY

This product is suitable for investors who are seeking\*:

- Income over long term
- Investment in AAA rated Corporate Bonds & State Development Loans (SDLs) as represented by Nifty AAA Bond Plus SDL Apr 2026 50:50 Index, subject to tracking errors.

\*Investors should consult their financial advisers if in doubt about whether the product is suitable for them.



# Axis AAA Bond Plus SDL ETF - 2026 Maturity Fund of Fund

MONTHLY FACTSHEET - MAY 31, 2022

## Investment Objective:

To invest in units of Axis AAA Bond Plus SDL ETF - 2026 Maturity ETF, an open-ended Target Maturity Exchange Traded Fund with objective to replicate Nifty AAA Bond Plus SDL Apr 2026 50:50 Index by investing in bonds of issuers rated AAA and state development loans (SDL), subject to tracking errors. However, there can be no assurance that the investment objective of the Scheme will be achieved.

## Fund Manager:



### Mr. Aditya Pagaria

Work experience: 14 years. He has been managing this fund since 20th October 2021

## Portfolio Holdings:

Stock Name	(%) of Total AUM
Axis AAA Bond Plus SDL ETF - 2026	99.06%

## Quantitative Data:

Tracking Error:	
Since Inception:	NA

(\*As compared to Nifty AAA Bond Plus SDL Apr 2026 50:50 Index)

Tracking Error is computed using Total Returns Index for Since Inception Period ending May 31, 2022, based on day-end and month-end NAV respectively. Scheme inception date is 20-Oct-21.

Note: Investors will be bearing the recurring expenses of the s

## Scheme Details:

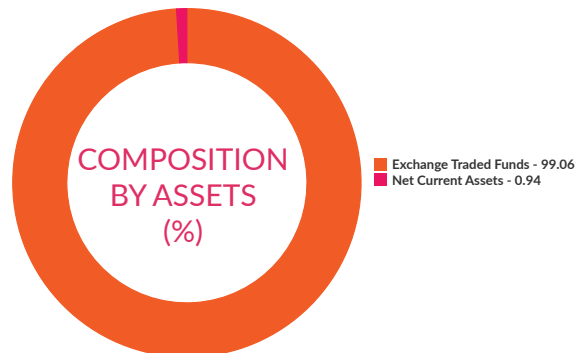
Inception Date:	20-Oct-2021
AAUM for the month of :	₹167.87 cr.
AUM as on 31 <sup>st</sup> May, 2022:	₹ 170.31 cr.
Benchmark:	Nifty AAA Bond Plus SDL Apr 2026 50:50 Index
Entry Load:	NA
Load Structure:	Nil
Minimum Investment:	₹5000 and ₹1 thereafter

## Total Expense Ratio

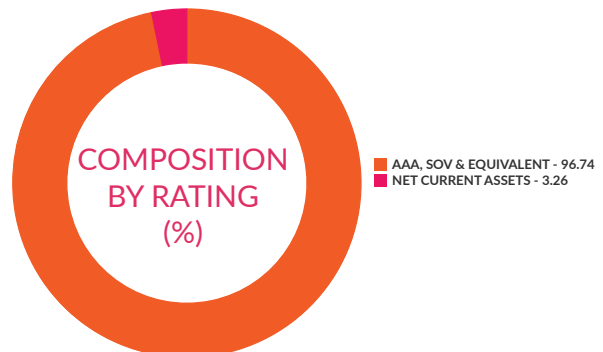
Regular:	0.22%
Direct:	0.07%

Note: All expense ratios are inclusive of GST on Management Fees.

## Composition by Assets (%)



## Composition By Rating (%)



## Net Asset Value:

Regular Growth	₹9.9771
Regular IDCW	₹9.9771
Direct Growth	₹9.9862
Direct IDCW	₹9.9862

## AXIS AAA BOND PLUS SDL ETF - 2026 MATURITY FUND OF FUND

This product is suitable for investors who are seeking\*:

- Income over long term
- Investments in units of Axis AAA Bond Plus SDL ETF - 2026 Maturity ETF, an open ended Target Maturity ETF investing predominantly in constituents of Nifty AAA Bond Plus SDL Apr 2026 50:50 Index.

\*Investors should consult their financial advisers if in doubt about whether the product is suitable for them.



# Axis CPSE Plus SDL 2025 70:30 Debt Index Fund

MONTHLY FACTSHEET - MAY 31,2022

## Investment Objective:

The investment objective of the scheme is to provide investment returns closely corresponding to the total returns of the securities as represented by the CRISIL IBX 70:30 CPSE Plus SDL April 2025 before expenses, subject to tracking errors.

## Type of Scheme:

An open-ended Target Maturity Index Fund investing in constituents of CRISIL IBX 70:30 CPSE Plus SDL - April 2025. A moderate interest rate risk and relatively low credit risk

## Fund Manager:



### Mr. Devang Shah

Work experience: 17 years. He has been managing this fund since 28th January 2022



### Mr. Kaustubh Sule

Work experience: 16 years. He has been managing this fund since 28th January 2022

## Debt Quants:

Average Maturity :	2.7 years
Modified Duration :	2.35 years
Portfolio Yield (Yield To Maturity):	7.07%

## Portfolio Holdings:

Stock Name	(%) of Total AUM
NABARD	12.96%
REC Limited	12.47%
6.69% Madhya Pradesh SDL (MD 17/03/2025)	11.76%
Indian Oil Corporation Limited	9.17%
8.1% West Bengal SDL (MD 28/01/2025)	8.68%
8.03% Gujarat SDL (MD 16/04/2025)	8.66%
Power Finance Corporation Limited	8.42%
Power Grid Corporation of India Limited	5.08%
National Housing Bank	4.24%
8.05% Karnataka SDL (MD 25/02/2025)	3.47%

## Quantitative Data:

### Tracking Difference:

Since Inception: NA

(\*As compared to CRISIL IBX 70:30 CPSE Plus SDL - April 2025)

Tracking Error is computed using Total Returns Index for Since Inception Period ending May 31,2022, based on day-end and month-end NAV respectively. Scheme inception date is 28-Jan-22.

## Scheme Details:

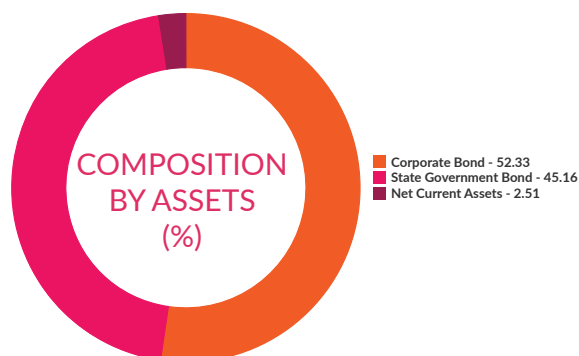
Inception Date:	28-Jan-2022
AAUM for the month of :	₹588.76 cr.
AUM as on 31 <sup>st</sup> May, 2022:	₹ 589.37 cr.
Benchmark:	CRISIL IBX 70:30 CPSE Plus SDL - April 2025
Entry Load:	NA
Load Structure:	Nil
Minimum Investment:	₹5000 and ₹1 thereafter

## Total Expense Ratio

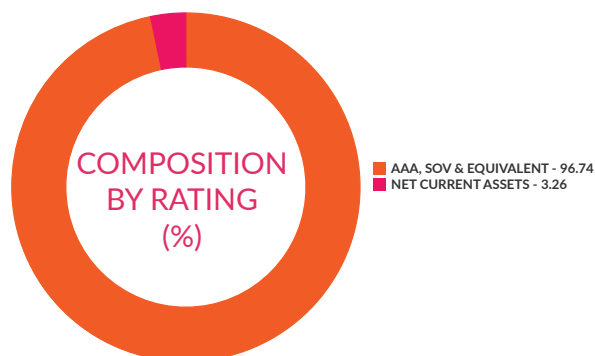
Regular:	0.30%
Direct:	0.15%

Note: All expense ratios are inclusive of GST on Management Fees.

## Composition by Assets (%)



## Composition By Rating (%)



## Net Asset Value:

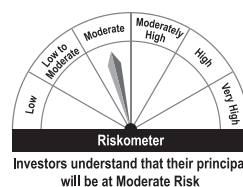
Regular IDCW	₹9.8483
Regular Growth	₹9.8483
Direct Growth	₹9.8533
Direct IDCW	₹9.8533

## AXIS CPSE PLUS SDL 2025 70:30 DEBT INDEX FUND

This product is suitable for investors who are seeking\*:

- Income over long term
- Investments in state government securities (SDLs) similar to the composition of CRISIL IBX 70:30 CPSE Plus SDL - April 2025, subject to tracking errors

\*Investors should consult their financial advisers if in doubt about whether the product is suitable for them.



# AXIS CRISIL SDL 2027 Debt Index Fund

MONTHLY FACTSHEET - MAY 31, 2022

## Investment Objective:

The investment objective of the scheme is to provide investment returns closely corresponding to the total returns of the securities as represented by the CRISIL IBX SDL Index May 2027 before expenses, subject to tracking errors. However, there can be no assurance that the investment objective of the Scheme will be achieved.

## Type of Scheme:

An open-ended Target Maturity Index Fund investing in constituents of CRISIL IBX SDL Index - May 2027 A Relatively High Interest Rate Risk and Relatively Low Credit risk

## Fund Manager:



### Mr. Hardik Shah

Work experience: 13 years. He has been managing this fund since 23rd February 2022



### Mr. Kaustubh Sule

Work experience: 16 years. He has been managing this fund since 23rd February 2022

## Debt Quants:

Average Maturity :	4.79 years
Modified Duration :	3.91 years
Portfolio Yield (Yield To Maturity):	7.47%

## Portfolio Holdings:

Stock Name	(%) of Total AUM
7.86% Karnataka SDL (MD 15/03/2027)	10.48%
7.52% Gujarat SDL (MD 24/05/2027)	10.34%
7.51% Maharashtra SDL (MD 24/05/2027)	10.33%
7.52% Tamilnadu SDL (MD 24/05/2027)	10.33%
8.31% Rajasthan SDL (MD 08/04/2027)	8.66%
7.53% Haryana SDL (MD 24/05/2027)	8.14%
7.52% UP SDL (MD 24/05/2027)	8.13%
7.92% WB SDL (MD 15/03/2027)	6.95%
7.76% Madhya Pradesh SDL (MD 01/03/2027)	6.52%
6.72% Kerala SDL (MD 24/03/2027)	6.26%

## Quantitative Data:

Tracking Difference:	NA
Since Inception:	

(\*As compared to CRISIL IBX SDL Index May 2027)

Tracking Error is computed using Total Returns Index for Since Inception Period ending May 31, 2022, based on day-end and month-end NAV respectively. Scheme inception date is 23-Feb-22.

## Scheme Details:

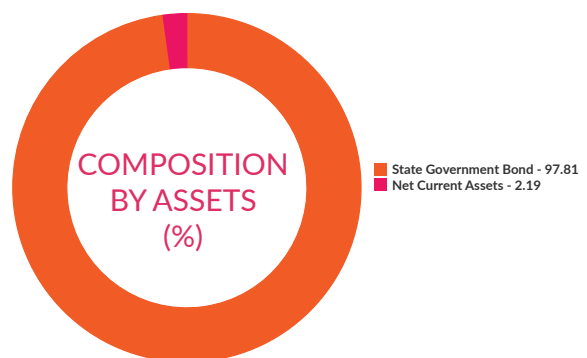
Inception Date:	23-Feb-2022
AAUM for the month of :	₹762.66 cr.
AUM as on 31 <sup>st</sup> May, 2022:	₹ 773.16 cr.
Benchmark:	CRISIL IBX SDL Index May 2027
Entry Load:	NA
Load Structure:	Nil
Minimum Investment:	₹5000 and ₹1 thereafter

## Total Expense Ratio

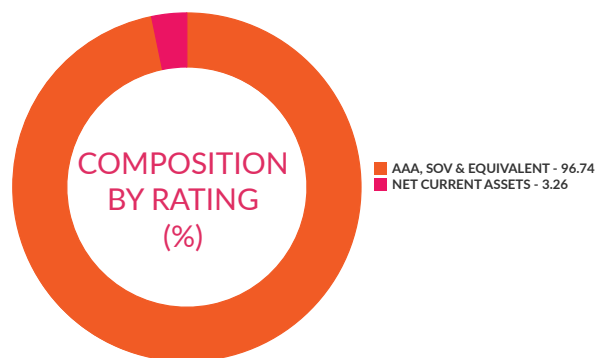
Regular:	0.30%
Direct:	0.15%

Note: All expense ratios are inclusive of GST on Management Fees.

## Composition by Assets (%)



## Composition By Rating (%)



## Net Asset Value:

Regular Growth	₹9.688
Regular IDCW	₹9.688
Direct Growth	₹9.6919
Direct IDCW	₹9.6918

## AXIS CRISIL SDL 2027 DEBT INDEX FUND

This product is suitable for investors who are seeking\*:

- Income over long term
- Investments in state government securities (SDLs) replicating the composition of CRISIL IBX SDL Index - May 2027, subject to tracking errors

\*Investors should consult their financial advisers if in doubt about whether the product is suitable for them.



## PERFORMANCE (AS ON 31ST MAY, 2022)

## Axis Nifty 100 Index Fund

	1 Year		3 Years		5 Years		Since Inception		Date of Inception
	CAGR(%)	Current Value of Investment of ₹10,000/-	CAGR(%)	Current Value of Investment of ₹10,000/-	CAGR(%)	Current Value of Investment of ₹10,000/-	CAGR(%)	Current Value of Investment of ₹10,000/-	
Axis Nifty 100 Index Fund - Regular - Growth	6.38%	10638	NA	NA	NA	NA	14.27%	14181	18-Oct-19
NIFTY 100 Index TRI (Benchmark)	7.56%	10756	NA	NA	NA	NA	15.60%	14620	
Nifty 50 TRI (Additional Benchmark)	7.90%	10790	NA	NA	NA	NA	15.70%	14652	
Axis Nifty 100 Index Fund - Direct - Growth	7.34%	10734	NA	NA	NA	NA	15.21%	14490	18-Oct-19
NIFTY 100 Index TRI (Benchmark)	7.56%	10756	NA	NA	NA	NA	15.60%	14620	
Nifty 50 TRI (Additional Benchmark)	7.90%	10790	NA	NA	NA	NA	15.70%	14652	

Past performance may or may not be sustained in future. Different plans have different expense structure. Ashish Naik is managing the scheme since 18th October 2019 and he manages 11 schemes of Axis Mutual Fund . Please refer to annexure on Page 26 for performance of all schemes managed by the fund manager. Returns greater than 1 year period are compounded annualised (CAGR). Face Value per unit : ₹10.

## Axis Nifty ETF

	1 Year		3 Years		5 Years		Since Inception		Date of Inception
	CAGR(%)	Current Value of Investment of ₹10,000/-	CAGR(%)	Current Value of Investment of ₹10,000/-	CAGR(%)	Current Value of Investment of ₹10,000/-	CAGR(%)	Current Value of Investment of ₹10,000/-	
Axis Nifty ETF	7.82%	10782	12.85%	14375	NA	NA	13.23%	18411	03-Jul-17
Nifty 50 TRI Index (Benchmark)	7.90%	10790	13.03%	14447	NA	NA	13.15%	18344	
S&P BSE Sensex TRI Index (Additional Benchmark)	8.39%	10839	13.22%	14518	NA	NA	13.79%	18863	

Past performance may or may not be sustained in future. Different plans have different expense structure. Ashish Naik is managing the scheme since 3rd July 2017 and he manages 11 schemes of Axis Mutual Fund . Please refer to annexure on Page 26 for performance of all schemes managed by the fund manager. Returns greater than 1 year period are compounded annualised (CAGR). Face Value per unit : ₹10.

## Axis Banking ETF

	1 Year		3 Years		5 Years		Since Inception		Date of Inception
	CAGR(%)	Current Value of Investment of ₹10,000/-	CAGR(%)	Current Value of Investment of ₹10,000/-	CAGR(%)	Current Value of Investment of ₹10,000/-	CAGR(%)	Current Value of Investment of ₹10,000/-	
Axis Banking ETF	0.54%	10054	NA	NA	NA	NA	25.48%	14290	03-Nov-20
Nifty Bank TRI (Benchmark)	0.74%	10074	NA	NA	NA	NA	23.50%	13936	
Nifty 50 TRI Index (Additional Benchmark)	7.90%	10790	NA	NA	NA	NA	25.57%	14306	

Past performance may or may not be sustained in future. Different plans have different expense structure. Ashish Naik is managing the scheme since 4th May 2022 and he manages 11 schemes of Axis Mutual Fund . Please refer to annexure on Page 26 for performance of all schemes managed by the fund manager. Returns greater than 1 year period are compounded annualised (CAGR). Face Value per unit : ₹10.

## PERFORMANCE (AS ON 31ST MAY, 2022)

## Axis Technology ETF

	1 Year		3 Years		5 Years		Since Inception		Date of Inception
	CAGR(%)	Current Value of Investment of ₹10,000/-	CAGR(%)	Current Value of Investment of ₹10,000/-	CAGR(%)	Current Value of Investment of ₹10,000/-	CAGR(%)	Current Value of Investment of ₹10,000/-	
Axis Technology ETF	11.20%	11120	NA	NA	NA	NA	14.69%	11761	25-Mar-21
Nifty IT TRI (Benchmark)	11.57%	11157	NA	NA	NA	NA	17.10%	12054	
Nifty 50 TRI Index (Additional Benchmark)	7.90%	10790	NA	NA	NA	NA	14.71%	11764	

Past performance may or may not be sustained in future. Different plans have different expense structure. Jinesh Gopani is managing the scheme since 25th March 2021 and he manages 14 schemes of Axis Mutual Fund . Please refer to annexure on Page 26 for performance of all schemes managed by the fund manager. Returns greater than 1 year period are compounded annualised (CAGR). Face Value per unit : ₹10~.

## Axis Healthcare ETF

	1 Year		3 Years		5 Years		Since Inception		Date of Inception
	CAGR(%)	Current Value of Investment of ₹10,000/-	CAGR(%)	Current Value of Investment of ₹10,000/-	CAGR(%)	Current Value of Investment of ₹10,000/-	CAGR(%)	Current Value of Investment of ₹10,000/-	
AXIS Healthcare ETF	-6.93%	9307	NA	NA	NA	NA	-6.27%	9350	17-May-21
Nifty Healthcare TRI (Benchmark)	-6.66%	9334	NA	NA	NA	NA	-4.94%	9488	
Nifty 50 TRI Index (Additional Benchmark)	7.90%	10790	NA	NA	NA	NA	12.37%	11287	

Past performance may or may not be sustained in future. Different plans have different expense structure. Jinesh Gopani is managing the scheme since 17th May 2021 and he manages 14 schemes of Axis Mutual Fund . Please refer to annexure on Page 26 for performance of all schemes managed by the fund manager. Returns greater than 1 year period are compounded annualised (CAGR). Face Value per unit : ₹10~.

## Axis Consumption ETF

	6 Months Returns		Since Inception		Date of Inception
	Simple Annualized ((%)	Current Value of Investment of ₹10,000/-	Simple Annualized (%)	Current Value of Investment of ₹10,000/-	
Axis Consumption ETF	-1.72%	9913	-5.36%	9624	17-Sep-21
Nifty India Consumption TRI (Benchmark)	-1.33%	9933	-5.61%	9607	
Nifty 50 TRI Index (Additional Benchmark)	-3.38%	9830	-6.96%	9512	

Past performance may or may not be sustained in future. Different plans have different expense structure. Ashish Naik is managing the scheme since 4th May 2022 and he manages 11 schemes of Axis Mutual Fund . Please refer to annexure on Page 26 for performance of all schemes managed by the fund manager. Returns greater than 1 year period are compounded annualised (CAGR). Face Value per unit : ₹10~.

## Axis Gold ETF

	1 Year		3 Years		5 Years		Since Inception		Date of Inception
	CAGR(%)	Current Value of Investment of ₹10,000/-	CAGR(%)	Current Value of Investment of ₹10,000/-	CAGR(%)	Current Value of Investment of ₹10,000/-	CAGR(%)	Current Value of Investment of ₹10,000/-	
Axis Gold ETF	4.40%	10440	16.14%	15674	11.00%	16853	6.97%	21800	10-Nov-10
Domestic price of gold (Benchmark)	5.08%	10508	16.88%	15976	11.80%	17468	8.33%	25229	

Past performance may or may not be sustained in future. Different plans have different expense structure. Hardik Satra is managing the scheme since 23rd February 2022 and he manages 1 schemes of Axis Mutual Fund . Please refer to annexure on Page 26 for performance of all schemes managed by the fund manager. Returns greater than 1 year period are compounded annualised (CAGR). Face Value per unit : ₹1~.

## PERFORMANCE (AS ON 31ST MAY, 2022)

## Axis Gold Fund

	1 Year		3 Years		5 Years		Since Inception		Date of Inception
	CAGR(%)	Current Value of Investment of ₹10,000/-	CAGR(%)	Current Value of Investment of ₹10,000/-	CAGR(%)	Current Value of Investment of ₹10,000/-	CAGR(%)	Current Value of Investment of ₹10,000/-	
Axis Gold Fund - Growth	3.56%	10356	15.87%	15562	10.99%	16844	4.28%	15610	20-Oct-11
Domestic price of gold (Benchmark)	5.08%	10508	16.88%	15976	11.80%	17468	6.47%	19460	
Axis Gold Fund - Direct - Growth	3.82%	10382	16.17%	15686	11.42%	17180	4.19%	14725	01-Jan-13
Domestic price of gold (Benchmark)	5.08%	10508	16.88%	15976	11.80%	17468	5.65%	16773	

Past performance may or may not be sustained in future. Different plans have different expense structure. Aditya Pagaria is managing the scheme since 9th November 2021 and he manages 10 schemes of Axis Mutual Fund . Please refer to annexure on Page 26 for performance of all schemes managed by the fund manager. Returns greater than 1 year period are compounded annualised (CAGR). Face Value per unit : ₹10.

## Axis AAA Bond Plus SDL ETF - 2026 Maturity

	1 Year		3 Years		5 Years		Since Inception		Date of Inception
	CAGR(%)	Current Value of Investment of ₹10,000/-	CAGR(%)	Current Value of Investment of ₹10,000/-	CAGR(%)	Current Value of Investment of ₹10,000/-	CAGR(%)	Current Value of Investment of ₹10,000/-	
Axis AAA Bond Plus SDL ETF - 2026 Maturity	1.32%	10132	NA	NA	NA	NA	1.72%	10181	11-May-21
Nifty AAA Bond Plus SDL Apr 2026 50:50 Index (Benchmark)	1.54%	10154	NA	NA	NA	NA	1.78%	10188	
NIFTY 10 yr Benchmark G-Sec (Additional Benchmark)	-3.93%	9607	NA	NA	NA	NA	-3.51%	9630	

Past performance may or may not be sustained in future. Different plans have different expense structure. Aditya Pagaria is managing the scheme since 11th May 2021 and he manages 10 schemes of Axis Mutual Fund & Kaustubh Sule is managing the scheme since 9th November 2021 and he manages 9 schemes of Axis Mutual Fund . Please refer to annexure on Page 26 for performance of all schemes managed by the fund manager. Returns greater than 1 year period are compounded annualised (CAGR). Face Value per unit : ₹10.

## Axis AAA Bond Plus SDL ETF - 2026 Maturity Fund of Fund

	6 Months Returns		Since Inception		Date of Inception
	Simple Annualized (%)	Current Value of Investment of ₹10,000/-	Simple Annualized (%)	Current Value of Investment of ₹10,000/-	
Axis AAA Bond Plus SDL ETF - 2026 Maturity Fund of Fund - Regular - Growth	-1.66%	9917	-0.37%	9977	20-Oct-21
Nifty AAA Bond Plus SDL Apr 2026 50:50 Index (Benchmark)	-2.73%	9862	-1.15%	9930	
NIFTY 10 yr Benchmark G-Sec (Additional Benchmark)	-8.55%	9563	-5.42%	9669	
Axis AAA Bond Plus SDL ETF - 2026 Maturity Fund of Fund - Direct - Growth	-1.51%	9924	-0.23%	9986	20-Oct-21
Nifty AAA Bond Plus SDL Apr 2026 50:50 Index (Benchmark)	-2.73%	9862	-1.15%	9930	
NIFTY 10 yr Benchmark G-Sec (Additional Benchmark)	-8.55%	9563	-5.42%	9669	

Past performance may or may not be sustained in future. Different plans have different expense structure. Aditya Pagaria is managing the scheme since 20th October 2021 and he manages 10 schemes of Axis Mutual Fund . Please refer to annexure on Page 26 for performance of all schemes managed by the fund manager. Returns greater than 1 year period are compounded annualised (CAGR). Face Value per unit : ₹10.

# ANNEXURE FOR RETURNS OF ALL THE SCHEMES

MONTHLY FACTSHEET -  
31st May, 2022

		1 Year		3 Years		5 Years		Since Inception	
	Date of inception	CAGR (%)	Current Value of Investment of ₹ 10,000	CAGR (%)	CURRENT VALUE OF INVESTMENT OF ₹ 10,000	CAGR (%)	CURRENT VALUE OF INVESTMENT OF ₹ 10,000	CAGR (%)	Current Value Of Investment Of ₹ 10,000 Was Invested On Inception Date
TOP 3 FUNDS MANAGED BY ADITYA PAGARIA (TOTAL SCHEMES MANAGED : 10 SCHEMES)									
Axis Money Market Fund - Regular Plan - Growth Option	06-Aug-19	3.59%	10,359	NA	NA	NA	NA	5.12%	11,511
NIFTY Money Market Index B-I (Benchmark)		3.47%	10,347	NA	NA	NA	NA	4.40%	11,290
NIFTY 1 Year T-Bill Index (Additional Benchmark)		3.25%	10,325	NA	NA	NA	NA	4.97%	11,466
Axis Money Market Fund - Direct Plan - Growth Option	06-Aug-19	3.75%	10,375	NA	NA	NA	NA	5.28%	11,560
NIFTY Money Market Index B-I (Benchmark)		3.47%	10,347	NA	NA	NA	NA	4.40%	11,290
NIFTY 1 Year T-Bill Index (Additional Benchmark)		3.25%	10,325	NA	NA	NA	NA	4.97%	11,466
Axis Gold Fund - Regular Plan - Growth Option	20-Oct-11	3.56%	10,356	15.87%	15,562	10.99%	16,844	4.28%	15,610
Domestic price of gold (Benchmark)		5.08%	10,508	16.88%	15,976	11.80%	17,468	6.47%	19,460
Axis Gold Fund - Direct Plan - Growth Option		3.82%	10,382	16.17%	15,686	11.42%	17,180	4.19%	14,725
Domestic price of gold (Benchmark)	01-Jan-13	5.08%	10,508	16.88%	15,976	11.80%	17,468	5.65%	16,773
Axis Liquid Fund - Regular Plan - Growth Option	09-Oct-09	3.49%	10,349	4.19%	11,313	5.40%	13,008	7.04%	23,643
Nifty Liquid Index B-I (Benchmark)		3.63%	10,363	4.28%	11,342	5.38%	13,000	7.08%	23,755
NIFTY 1 Year T-Bill Index (Additional Benchmark)		3.25%	10,325	5.12%	11,619	5.92%	13,332	6.48%	22,118
Axis Liquid Fund - Retail Plan - Growth Option	02-Mar-10	2.97%	10,297	3.69%	11,151	4.86%	12,679	6.64%	21,984
Nifty Liquid Index B-I (Benchmark)		3.63%	10,363	4.28%	11,342	5.38%	13,000	7.20%	23,443
NIFTY 1 Year T-Bill Index (Additional Benchmark)		3.25%	10,325	5.12%	11,619	5.92%	13,332	6.56%	21,797
Axis Liquid Fund - Direct Plan - Growth Option	01-Jan-13	3.56%	10,356	4.26%	11,335	5.46%	13,048	6.86%	18,683
Nifty Liquid Index B-I (Benchmark)		3.63%	10,363	4.28%	11,342	5.38%	13,000	6.79%	18,571
NIFTY 1 Year T-Bill Index (Additional Benchmark)		3.25%	10,325	5.12%	11,619	5.92%	13,332	6.77%	18,533
BOTTOM 3 FUNDS MANAGED BY ADITYA PAGARIA (TOTAL SCHEMES MANAGED : 10 SCHEMES)									
Axis Banking & PSU Debt Fund - Regular Plan - Growth Option	08-Jun-12	3.04%	10,304	6.50%	12,081	7.19%	14,153	7.93%	21,414
NIFTY Banking & PSU Debt Index (Benchmark)		2.18%	10,218	6.53%	12,091	6.51%	13,709	7.77%	21,112
NIFTY 10 yr Benchmark G-Sec (Additional Benchmark)		-3.93%	9,607	3.83%	11,196	4.08%	12,217	6.20%	18,232
Axis Banking & PSU Debt Fund - Direct Plan - Growth Option	01-Jan-13	3.34%	10,334	6.82%	12,190	7.49%	14,352	8.08%	20,790
NIFTY Banking & PSU Debt Index (Benchmark)		2.18%	10,218	6.53%	12,091	6.51%	13,709	7.59%	19,920
NIFTY 10 yr Benchmark G-Sec (Additional Benchmark)		-3.93%	9,607	3.83%	11,196	4.08%	12,217	5.95%	17,234
Axis Ultra Short Term Fund - Regular Plan - Growth Option	10-Sep-18	2.97%	10,297	4.59%	11,443	NA	NA	5.28%	12,113
NIFTY Ultra Short Duration Debt Index B-I (Benchmark)		3.92%	10,392	5.29%	11,673	NA	NA	5.93%	12,393
NIFTY 1 Year T-Bill Index (Additional Benchmark)		3.25%	10,325	5.12%	11,619	NA	NA	5.75%	12,314
Axis Ultra Short Term Fund - Direct Plan - Growth Option	10-Sep-18	3.87%	10,387	5.53%	11,754	NA	NA	6.22%	12,520
NIFTY Ultra Short Duration Debt Index B-I (Benchmark)		3.92%	10,392	5.29%	11,673	NA	NA	5.93%	12,393
NIFTY 1 Year T-Bill Index (Additional Benchmark)		3.25%	10,325	5.12%	11,619	NA	NA	5.75%	12,314
Axis AAA Bond Plus SDL ETF - 2026 Maturity	11-May-21	1.32%	10,132	NA	NA	NA	NA	1.72%	10,181
Nifty AAA Bond Plus SDL Apr 2026 50:50 Index (Benchmark)		1.54%	10,154	NA	NA	NA	NA	1.78%	10,188
NIFTY 10 yr Benchmark G-Sec (Additional Benchmark)		-3.93%	9,607	NA	NA	NA	NA	-3.51%	9,630
TOP 3 FUNDS MANAGED BY ASHISH NAIK (TOTAL SCHEMES MANAGED : 11 SCHEMES)									
Axis Nifty ETF	03-Jul-17	7.82%	10,782	12.85%	14,375	NA	NA	13.23%	18,411
Nifty 50 TRI Index (Benchmark)		7.90%	10,790	13.03%	14,447	NA	NA	13.15%	18,344
S&P BSE Sensex TRI Index (Additional Benchmark)		8.39%	10,839	13.22%	14,518	NA	NA	13.79%	18,863
Axis Nifty 100 Index Fund - Regular Plan - Growth Option	18-Oct-19	6.38%	10,638	NA	NA	NA	NA	14.27%	14,181
Nifty 100 Index TRI (Benchmark)		7.56%	10,756	NA	NA	NA	NA	15.60%	14,620
Nifty 50 TRI (Additional Benchmark)		7.90%	10,790	NA	NA	NA	NA	15.70%	14,652
Axis Nifty 100 Index Fund - Direct Plan - Growth Option	18-Oct-19	7.34%	10,734	NA	NA	NA	NA	15.21%	14,490
NIFTY 100 Index TRI (Benchmark)		7.56%	10,756	NA	NA	NA	NA	15.60%	14,620
Nifty 50 TRI (Additional Benchmark)		7.90%	10,790	NA	NA	NA	NA	15.70%	14,652
Axis Special Situations Fund - Regular Plan - Growth Option	24-Dec-20	6.11%	10,611	NA	NA	NA	NA	11.11%	11,630
Nifty 500 TRI (Benchmark)		8.08%	10,808	NA	NA	NA	NA	17.96%	12,671
Nifty 50 TRI (Additional Benchmark)		7.90%	10,790	NA	NA	NA	NA	15.44%	12,284
Axis Special Situations Fund - Direct Plan - Growth Option	24-Dec-20	7.70%	10,770	NA	NA	NA	NA	12.84%	11,890
Nifty 500 TRI (Benchmark)		8.08%	10,808	NA	NA	NA	NA	17.96%	12,671
Nifty 50 TRI (Additional Benchmark)		7.90%	10,790	NA	NA	NA	NA	15.44%	12,284
BOTTOM 3 FUNDS MANAGED BY ASHISH NAIK (TOTAL SCHEMES MANAGED : 11 SCHEMES)									
Axis Triple Advantage Fund - Regular Plan - Growth Option	23-Aug-10	3.59%	10,359	12.48%	14,234	10.50%	16,477	9.21%	28,238
65% of Nifty 50 TRI + 20% of NIFTY Composite Debt Index + 15% of INR Price of Gold (Benchmark)		6.58%	10,658	13.17%	14,497	12.10%	17,710	10.66%	32,974
Nifty 50 TRI Index (Additional Benchmark)		7.90%	10,790	13.03%	14,447	12.97%	18,403	11.10%	34,534
Axis Triple Advantage Fund - Direct Plan - Growth Option	01-Jan-13	5.33%	10,533	14.17%	14,886	11.95%	17,586	10.18%	24,905
65% of Nifty 50 TRI + 20% of NIFTY Composite Debt Index + 15% of INR Price of Gold (Benchmark)		6.58%	10,658	13.17%	14,497	12.10%	17,710	11.28%	27,353
Nifty 50 TRI Index (Additional Benchmark)		7.90%	10,790	13.03%	14,447	12.97%	18,403	12.89%	31,314
Axis Regular Saver Fund - Regular Plan - Growth Option	16-Jul-10	3.43%	10,343	6.35%	12,031	6.35%	13,609	7.55%	23,575
NIFTY 50 Hybrid Composite Debt 15:85 Index (Benchmark)		2.23%	10,223	8.23%	12,681	7.91%	14,637	8.48%	26,291
NIFTY 10 yr Benchmark G-Sec (Additional Benchmark)		-3.93%	9,607	3.83%	11,196	4.08%	12,217	6.04%	20,074
Axis Regular Saver Fund - Direct Plan - Growth Option	04-Jan-13	4.78%	10,478	7.55%	12,442	7.53%	14,382	9.08%	22,654
NIFTY 50 Hybrid Composite Debt 15:85 Index (Benchmark)		2.23%	10,223	8.23%	12,681	7.91%	14,637	8.68%	21,890
NIFTY 10 yr Benchmark G-Sec (Additional Benchmark)		-3.93%	9,607	3.83%	11,196	4.08%	12,217	5.90%	17,152
Axis Banking ETF	03-Nov-20	0.54%	10,054	NA	NA	NA	NA	25.48%	14,290
Nifty Bank TRI (Benchmark)		0.74%	10,074	NA	NA	NA	NA	23.50%	13,936
Nifty 50 TRI Index (Additional Benchmark)		7.90%	10,790	NA	NA	NA	NA	25.57%	14,306
TOP 3 FUNDS MANAGED BY DEVANG SHAH (TOTAL SCHEMES MANAGED : 12 SCHEMES)									
Axis Arbitrage Fund - Regular Plan - Growth Option	14-Aug-14	4.03%	10,403	4.27%	11,338	5.02%	12,779	5.65%	15,357
Nifty 50 Arbitrage Index (Benchmark)		3.73%	10,373	3.87%	11,208	4.46%	12,441	5.25%	14,902
NIFTY 1 Year T-Bill Index (Additional Benchmark)		3.25%	10,325	5.12%	11,619	5.92%	13,332	6.61%	16,475
Axis Arbitrage Fund - Direct Plan - Growth Option	14-Aug-14	4.80%	10,480	5.04%	11,592	5.82%	13,273	6.49%	16,328
Nifty 50 Arbitrage Index (Benchmark)		3.73%	10,373	3.87%	11,208	4.46%	12,441	5.25%	14,902
NIFTY 1 Year T-Bill Index (Additional Benchmark)		3.25%	10,325	5.12%	11,619	5.92%	13,332	6.61%	16,475
Axis Money Market Fund - Regular Plan - Growth Option	06-Aug-19	3.59%	10,359	NA	NA	NA	NA	5.12%	11,511
NIFTY Money Market Index B-I (Benchmark)		3.47%	10,347	NA	NA	NA	NA	4.40%	11,290
NIFTY 1 Year T-Bill Index (Additional Benchmark)		3.25%	10,325	NA	NA	NA	NA	4.97%	11,466
Axis Money Market Fund - Direct Plan - Growth Option	06-Aug-19	3.75%	10,375	NA	NA	NA	NA	5.28%	11,560
NIFTY Money Market Index B-I (Benchmark)		3.47%	10,347	NA	NA	NA	NA	4.40%	11,290
NIFTY 1 Year T-Bill Index (Additional Benchmark)		3.25%	10,325	NA	NA	NA	NA	4.97%	11,466
Axis Credit Risk Fund - Regular Plan - Growth	15-Jul-14	3.56%	10,356	5.22%	11,652	5.69%	13,191	7.06%	17,119
NIFTY Credit Risk Bond Index C III (Benchmark)		5.77%	10,577	8.53%	12,785	8.22%	14,847	9.15%	19,943
NIFTY 10 yr Benchmark G-Sec (Additional Benchmark)		-3.93%	9,607	3.83%	11,196	4.08%	12,217	6.61%	16,562
Axis Credit Risk Fund - Direct Plan - Growth Option	15-Jul-14	4.48%	10,448	6.32%	12,020	6.90%	13,962	8.25%	18,682
NIFTY Credit Risk Bond Index C III (Benchmark)		5.77%	10,577	8.53%	12,785	8.22%	14,847	9.15%	19,943
NIFTY 10 yr Benchmark G-Sec (Additional Benchmark)		-3.93%	9,607	3.83%	11,196	4.08%	12,217	6.61%	16,562

# ANNEXURE FOR RETURNS OF ALL THE SCHEMES

MONTHLY FACTSHEET -  
31st May, 2022

		1 Year		3 Years		5 Years		Since Inception	
		Date of inception	CAGR (%)	Current Value Of Investment of ₹ 10,000	CAGR (%)	CURRENT VALUE OF INVESTMENT OF ₹ 10,000	CAGR (%)	CURRENT VALUE OF INVESTMENT OF ₹ 10,000	CAGR (%)
BOTTOM 3 FUNDS MANAGED BY DEVANG SHAH (TOTAL SCHEMES MANAGED : 12 SCHEMES)									
Axis Corporate Debt Fund - Regular Plan - Growth	13-Jul-17	2.56%	10,256	5.69%	11,807	NA	NA	6.61%	13,673
NIFTY Corporate Bond Index B-III (Benchmark)		3.20%	10,320	7.39%	12,387	NA	NA	7.10%	13,978
NIFTY 10 yr Benchmark G-Sec (Additional Benchmark)		-3.93%	9,607	3.83%	11,196	NA	NA	3.71%	11,947
Axis Corporate Debt Fund - Direct Plan - Growth Option	13-Jul-17	3.25%	10,325	6.44%	12,060	NA	NA	7.43%	14,190
NIFTY Corporate Bond Index B-III (Benchmark)		3.20%	10,320	7.39%	12,387	NA	NA	7.10%	13,978
NIFTY 10 yr Benchmark G-Sec (Additional Benchmark)		-3.93%	9,607	3.83%	11,196	NA	NA	3.71%	11,947
Axis Gilt Fund - Regular Plan - Growth Option	23-Jan-12	1.26%	10,126	7.15%	12,303	6.41%	13,646	7.04%	20,237
NIFTY All Duration G-Sec Index (Benchmark)		-0.31%	9,969	5.82%	11,850	6.12%	13,463	7.24%	20,630
NIFTY 10 yr Benchmark G-Sec (Additional Benchmark)		-3.93%	9,607	3.83%	11,196	4.08%	12,217	6.17%	18,596
Axis Gilt Fund - Direct Plan - Growth Option	01-Jan-13	1.87%	10,187	7.73%	12,504	6.97%	14,012	7.58%	19,892
NIFTY All Duration G-Sec Index (Benchmark)		-0.31%	9,969	5.82%	11,850	6.12%	13,463	7.06%	19,003
NIFTY 10 yr Benchmark G-Sec (Additional Benchmark)		-3.93%	9,607	3.83%	11,196	4.08%	12,217	5.95%	17,234
Axis Dynamic Bond Fund - Regular Plan - Growth Option	27-Apr-11	0.41%	10,041	6.43%	12,058	6.50%	13,701	7.96%	23,414
NIFTY Composite Debt Index B-III (Benchmark)		2.14%	10,214	7.42%	12,399	6.77%	13,876	8.13%	23,821
NIFTY 10 yr Benchmark G-Sec (Additional Benchmark)		-3.93%	9,607	3.83%	11,196	4.08%	12,217	6.27%	19,637
Axis Dynamic Bond Fund - Direct Plan - Growth Option	01-Jan-13	0.81%	10,081	6.93%	12,229	7.16%	14,135	8.65%	21,836
NIFTY Composite Debt Index B-III (Benchmark)		2.14%	10,214	7.42%	12,399	6.77%	13,876	7.94%	20,540
NIFTY 10 yr Benchmark G-Sec (Additional Benchmark)		-3.93%	9,607	3.83%	11,196	4.08%	12,217	5.95%	17,234
FUNDS MANAGED BY HARDIK SATRA (TOTAL SCHEMES MANAGED : 1 SCHEMES)									
Axis Gold ETF	10-Nov-10	4.40%	10,440	16.14%	15,674	11.00%	16,853	6.97%	21,800
Domestic price of gold (Benchmark)		5.08%	10,508	16.88%	15,976	11.80%	17,468	8.33%	25,229
FUNDS MANAGED BY HARDIK SHAH (TOTAL SCHEMES MANAGED : 5 SCHEMES)									
Axis Balanced Advantage Fund - Regular Plan - Growth Option	01-Aug-17	4.59%	10,459	6.82%	12,193	NA	NA	6.70%	13,680
NIFTY 50 Hybrid Composite Debt 50:50 Index (Benchmark)		4.65%	10,465	10.80%	13,606	NA	NA	9.87%	15,759
Nifty 50 TRI (Additional Benchmark)		7.90%	10,790	13.03%	14,447	NA	NA	12.13%	17,392
Axis Balanced Advantage Fund - Direct Plan - Growth Option	01-Aug-17	6.00%	10,600	8.20%	12,671	NA	NA	8.24%	14,660
NIFTY 50 Hybrid Composite Debt 50:50 Index (Benchmark)		4.65%	10,465	10.80%	13,606	NA	NA	9.87%	15,759
Nifty 50 TRI (Additional Benchmark)		7.90%	10,790	13.03%	14,447	NA	NA	12.13%	17,392
Axis Triple Advantage Fund - Regular Plan - Growth Option	23-Aug-10	3.59%	10,359	12.48%	14,234	10.50%	16,477	9.21%	28,238
65% of Nifty 50 TRI + 20% of NIFTY Composite Debt Index + 15% of INR Price of Gold (Benchmark)		6.58%	10,658	13.17%	14,497	12.10%	17,710	10.66%	32,974
Nifty 50 TRI Index (Additional Benchmark)		7.90%	10,790	13.03%	14,447	12.97%	18,403	11.10%	34,534
"Axis Triple Advantage Fund - Direct Plan - Growth Option"	01-Jan-13	5.33%	10,533	14.17%	14,886	11.95%	17,586	10.18%	24,905
65% of Nifty 50 TRI + 20% of NIFTY Composite Debt Index + 15% of INR Price of Gold (Benchmark)		6.58%	10,658	13.17%	14,497	12.10%	17,710	11.28%	27,353
Nifty 50 TRI Index (Additional Benchmark)		7.90%	10,790	13.03%	14,447	12.97%	18,403	12.89%	31,314
Axis Corporate Debt Fund - Regular Plan - Growth	13-Jul-17	2.56%	10,256	5.69%	11,807	NA	NA	6.61%	13,673
NIFTY Corporate Bond Index B-III (Benchmark)		3.20%	10,320	7.39%	12,387	NA	NA	7.10%	13,978
NIFTY 10 yr Benchmark G-Sec (Additional Benchmark)		-3.93%	9,607	3.83%	11,196	NA	NA	3.71%	11,947
Axis Corporate Debt Fund - Direct Plan - Growth Option	13-Jul-17	3.25%	10,325	6.44%	12,060	NA	NA	7.43%	14,190
NIFTY Corporate Bond Index B-III (Benchmark)		3.20%	10,320	7.39%	12,387	NA	NA	7.10%	13,978
NIFTY 10 yr Benchmark G-Sec (Additional Benchmark)		-3.93%	9,607	3.83%	11,196	NA	NA	3.71%	11,947
TOP 3 FUNDS MANAGED BY JINESH GOPANI (TOTAL SCHEMES MANAGED : 14 SCHEMES)									
Axis Technology ETF	25-Mar-21	11.20%	11,120	NA	NA	NA	NA	14.69%	11,761
Nifty IT TRI (Benchmark)		11.57%	11,157	NA	NA	NA	NA	17.10%	12,054
Nifty 50 TRI Index (Additional Benchmark)		7.90%	10,790	NA	NA	NA	NA	14.71%	11,764
Axis Growth Opportunities Fund - Regular Plan - Growth Option	22-Oct-18	8.65%	10,865	19.82%	17,213	NA	NA	18.96%	18,710
NIFTY Large Midcap 250 TRI (Benchmark)		8.99%	10,899	16.22%	15,705	NA	NA	17.44%	17,863
Nifty 50 TRI (Additional Benchmark)		7.90%	10,790	13.03%	14,447	NA	NA	15.68%	16,912
Axis Growth Opportunities Fund - Direct Plan - Growth Option	22-Oct-18	10.27%	11,027	21.77%	18,064	NA	NA	20.96%	19,870
NIFTY Large Midcap 250 TRI (Benchmark)		8.99%	10,899	16.22%	15,705	NA	NA	17.44%	17,863
Nifty 50 TRI (Additional Benchmark)		7.90%	10,790	13.03%	14,447	NA	NA	15.68%	16,912
Axis Retirement Savings Fund - Conservative Plan - Regular Plan - Growth Option	20-Dec-19	1.96%	10,196	NA	NA	NA	NA	8.24%	12,138
NIFTY 50 Hybrid Short Duration Debt 25:75 Index (Benchmark)		4.13%	10,413	NA	NA	NA	NA	8.69%	12,262
NIFTY 10 yr Benchmark G-Sec (Additional Benchmark)		-3.93%	9,607	NA	NA	NA	NA	2.58%	10,643
Axis Retirement Savings Fund - Conservative Plan - Direct Plan - Growth Option	20-Dec-19	3.70%	10,370	NA	NA	NA	NA	10.15%	12,668
NIFTY 50 Hybrid Short Duration Debt 25:75 Index (Benchmark)		4.13%	10,413	NA	NA	NA	NA	8.69%	12,262
NIFTY 10 yr Benchmark G-Sec (Additional Benchmark)		-3.93%	9,607	NA	NA	NA	NA	2.58%	10,643
BOTTOM 3 FUNDS MANAGED BY JINESH GOPANI (TOTAL SCHEMES MANAGED : 14 SCHEMES)									
Axis Focused 25 Fund - Regular Plan - Growth Option	29-Jun-12	-2.04%	9,796	11.11%	13,722	11.72%	17,412	14.78%	39,300
Nifty 500 TRI (Benchmark)		8.08%	10,808	14.25%	14,917	12.40%	17,949	14.38%	37,932
Nifty 50 TRI (Additional Benchmark)		7.90%	10,790	13.03%	14,447	12.97%	18,403	13.61%	35,478
Axis Focused 25 Fund - Direct Plan - Growth Option	01-Jan-13	-0.92%	9,908	12.42%	14,212	13.06%	18,480	15.15%	37,736
Nifty 500 TRI (Benchmark)		8.08%	10,808	14.25%	14,917	12.40%	17,949	13.47%	32,874
Nifty 50 TRI (Additional Benchmark)		7.90%	10,790	13.03%	14,447	12.97%	18,403	12.89%	31,314
Axis Long Term Equity Fund - Regular Plan - Growth Option	29-Dec-09	-2.40%	9,760	10.77%	13,595	11.65%	17,356	15.92%	62,692
Nifty 500 TRI (Benchmark)		8.08%	10,808	14.25%	14,917	12.40%	17,949	11.28%	37,728
Nifty 50 TRI (Additional Benchmark)		7.90%	10,790	13.03%	14,447	12.97%	18,403	11.15%	37,198
Axis Long Term Equity Fund - Direct Plan - Growth Option	01-Jan-13	-1.58%	9,842	11.69%	13,938	12.68%	18,171	17.69%	46,354
Nifty 500 TRI (Benchmark)		8.08%	10,808	14.25%	14,917	12.40%	17,949	13.47%	32,874
Nifty 50 TRI (Additional Benchmark)		7.90%	10,790	13.03%	14,447	12.97%	18,403	12.89%	31,314
Axis Healthcare ETF	17-May-21	-6.93%	9,307	NA	NA	NA	NA	-6.27%	9,350
Nifty Healthcare TRI (Benchmark)		-6.66%	9,334	NA	NA	NA	NA	-4.94%	9,488
Nifty 50 TRI Index (Additional Benchmark)		7.90%	10,790	NA	NA	NA	NA	12.37%	11,287
Axis Retirement Savings Fund - Aggressive Plan - Direct Plan - Growth Option	20-Dec-19	9.06%	10,904	NA	NA	NA	NA	12.74%	13,270
NIFTY 50 Hybrid Composite Debt 70:30 Index (Benchmark)		13.77%	11,373	NA	NA	NA	NA	14.34%	13,717
Nifty 50 TRI (Additional Benchmark)		18.29%	11,824	NA	NA	NA	NA	16.33%	14,288

# ANNEXURE FOR RETURNS OF ALL THE SCHEMES

MONTHLY FACTSHEET -  
31st May, 2022

		1 Year		3 Years		5 Years		Since Inception	
	Date of inception	CAGR (%)	Current Value of Investment of ₹ 10,000	CAGR (%)	CURRENT VALUE OF INVESTMENT OF ₹ 10,000	CAGR (%)	CURRENT VALUE OF INVESTMENT OF ₹ 10,000	CAGR (%)	Current Value Of Investment Of ₹ 10,000 Was Invested On Inception Date
TOP 3 FUNDS MANAGED BY KAUSTUBH SULE (TOTAL SCHEMES MANAGED : 9 SCHEMES)									
Axis Childrens Gift Fund - Compulsory Lock-in - Regular Plan - Growth	08-Dec-15	5.49%	10,549	11.65%	13,921	10.68%	16,611	10.29%	18,865
NIFTY 50 Hybrid Composite Debt 65:35 Index (Benchmark)		5.65%	10,565	11.66%	13,925	11.30%	17,085	12.13%	21,005
Nifty 50 TRI (Additional Benchmark)		7.90%	10,790	13.03%	14,447	12.97%	18,403	13.99%	23,374
Axis Childrens Gift Fund - No Lock-in - Regular Plan - Growth	08-Dec-15	5.49%	10,549	11.65%	13,921	10.68%	16,611	10.28%	18,862
NIFTY 50 Hybrid Composite Debt 65:35 Index (Benchmark)		5.65%	10,565	11.66%	13,925	11.30%	17,085	12.13%	21,005
Nifty 50 TRI (Additional Benchmark)		7.90%	10,790	13.03%	14,447	12.97%	18,403	13.99%	23,374
Axis Childrens Gift Fund - Compulsory Lock-in - Direct Plan - Growth	08-Dec-15	6.65%	10,665	13.01%	14,439	12.19%	17,779	11.85%	20,667
NIFTY 50 Hybrid Composite Debt 65:35 Index (Benchmark)		5.65%	10,565	11.66%	13,925	11.30%	17,085	12.13%	21,005
Nifty 50 TRI (Additional Benchmark)		7.90%	10,790	13.03%	14,447	12.97%	18,403	13.99%	23,374
Axis Childrens Gift Fund - No Lock-in - Direct Plan - Growth	08-Dec-15	6.88%	10,688	13.18%	14,503	12.35%	17,908	12.07%	20,935
NIFTY 50 Hybrid Composite Debt 65:35 Index (Benchmark)		5.65%	10,565	11.66%	13,925	11.30%	17,085	12.13%	21,005
Nifty 50 TRI (Additional Benchmark)		7.90%	10,790	13.03%	14,447	12.97%	18,403	13.99%	23,374
Axis Equity Hybrid Fund - Regular Plan - Growth Option	09-Aug-18	5.40%	10,540	11.27%	13,779	NA	NA	10.12%	14,440
CRISIL Hybrid 35+65 - Aggressive Index (Benchmark)		5.63%	10,563	12.38%	14,195	NA	NA	10.90%	14,834
Nifty 50 TRI (Additional Benchmark)		7.90%	10,790	13.03%	14,447	NA	NA	11.48%	15,132
Axis Equity Hybrid Fund - Direct Plan - Growth Option	09-Aug-18	6.93%	10,693	12.82%	14,365	NA	NA	11.75%	15,270
CRISIL Hybrid 35+65 - Aggressive Index (Benchmark)		5.63%	10,563	12.38%	14,195	NA	NA	10.90%	14,834
Nifty 50 TRI (Additional Benchmark)		7.90%	10,790	13.03%	14,447	NA	NA	11.48%	15,132
Axis Equity Saver Fund - Regular Plan - Growth Option	14-Aug-15	4.10%	10,410	7.22%	12,329	7.86%	14,600	7.40%	16,250
NIFTY 50 Equity Savings Index (Benchmark)		5.13%	10,513	8.63%	12,822	8.69%	15,169	8.42%	17,327
NIFTY 10 yr Benchmark G-Sec (Additional Benchmark)		-3.93%	9,607	3.83%	11,196	4.08%	12,217	5.71%	14,589
Axis Equity Saver Fund - Direct Plan - Growth Option	14-Aug-15	5.43%	10,543	8.63%	12,823	9.19%	15,527	8.73%	17,670
NIFTY 50 Equity Savings Index (Benchmark)		5.13%	10,513	8.63%	12,822	8.69%	15,169	8.42%	17,327
NIFTY 10 yr Benchmark G-Sec (Additional Benchmark)		-3.93%	9,607	3.83%	11,196	4.08%	12,217	5.71%	14,589
BOTTOM 3 FUNDS MANAGED BY KAUSTUBH SULE (TOTAL SCHEMES MANAGED : 9 SCHEMES)									
Axis AAA Bond Plus SDL ETF - 2026 Maturity	11-May-21	1.32%	10,132	NA	NA	NA	NA	1.72%	10,181
Nifty AAA Bond Plus SDL Apr 2026 50:50 Index (Benchmark)		1.54%	10,154	NA	NA	NA	NA	1.78%	10,188
NIFTY 10 yr Benchmark G-Sec (Additional Benchmark)		-3.93%	9,607	NA	NA	NA	NA	-3.51%	9,630
Axis Gilt Fund - Regular Plan - Growth Option	23-Jan-12	1.26%	10,126	7.15%	12,303	6.41%	13,646	7.04%	20,237
NIFTY All Duration G-Sec Index (Benchmark)		-0.31%	9,969	5.82%	11,850	6.12%	13,463	7.24%	20,630
NIFTY 10 yr Benchmark G-Sec (Additional Benchmark)		-3.93%	9,607	3.83%	11,196	4.08%	12,217	6.17%	18,596
Axis Gilt Fund - Direct Plan - Growth Option	01-Jan-13	1.87%	10,187	7.73%	12,504	6.97%	14,012	7.58%	19,892
NIFTY All Duration G-Sec Index (Benchmark)		-0.31%	9,969	5.82%	11,850	6.12%	13,463	7.06%	19,003
NIFTY 10 yr Benchmark G-Sec (Additional Benchmark)		-3.93%	9,607	3.83%	11,196	4.08%	12,217	5.95%	17,234
Axis Dynamic Bond Fund - Regular Plan - Growth Option	27-Apr-11	0.41%	10,041	6.43%	12,058	6.50%	13,701	7.96%	23,414
NIFTY Composite Debt Index B-III (Benchmark)		2.14%	10,214	7.42%	12,399	6.77%	13,876	8.13%	23,821
NIFTY 10 yr Benchmark G-Sec (Additional Benchmark)		-3.93%	9,607	3.83%	11,196	4.08%	12,217	6.27%	19,637
Axis Dynamic Bond Fund - Direct Plan - Growth Option	01-Jan-13	0.81%	10,081	6.93%	12,229	7.16%	14,135	8.65%	21,836
NIFTY Composite Debt Index B-III (Benchmark)		2.14%	10,214	7.42%	12,399	6.77%	13,876	7.94%	20,540
NIFTY 10 yr Benchmark G-Sec (Additional Benchmark)		-3.93%	9,607	3.83%	11,196	4.08%	12,217	5.95%	17,234
FUNDS MANAGED BY SHREYASH DEVALKAR (TOTAL SCHEMES MANAGED : 4 SCHEMES)									
Axis Midcap Fund - Regular Plan - Growth Option	18-Feb-11	8.39%	10,839	19.51%	17,077	17.25%	22,167	17.70%	62,910
S&P BSE Midcap 150 TRI (Benchmark)		10.60%	11,060	20.86%	17,663	13.76%	19,056	15.23%	49,553
Nifty 50 TRI (Additional Benchmark)		7.90%	10,790	13.03%	14,447	12.97%	18,403	11.73%	34,955
Axis Midcap Fund - Direct Plan - Growth Option	01-Jan-13	9.82%	10,982	21.13%	17,781	18.74%	23,616	19.04%	51,614
S&P BSE Midcap 150 TRI (Benchmark)		10.60%	11,060	20.86%	17,663	13.76%	19,056	16.96%	43,723
Nifty 50 TRI (Additional Benchmark)		7.90%	10,790	13.03%	14,447	12.97%	18,403	12.89%	31,314
Axis Flexi Cap Fund - Regular Plan - Growth Option	20-Nov-17	3.05%	10,305	12.45%	14,226	NA	NA	12.28%	16,900
Nifty 500 TRI (Benchmark)		8.08%	10,808	14.25%	14,917	NA	NA	11.28%	16,226
Nifty 50 TRI (Additional Benchmark)		7.90%	10,790	13.03%	14,447	NA	NA	12.48%	17,034
Axis Flexi Cap Fund - Direct Plan - Growth Option	20-Nov-17	4.33%	10,433	13.99%	14,815	NA	NA	13.94%	18,060
Nifty 500 TRI (Benchmark)		8.08%	10,808	14.25%	14,917	NA	NA	11.28%	16,226
Nifty 50 TRI (Additional Benchmark)		7.90%	10,790	13.03%	14,447	NA	NA	12.48%	17,034
Axis Bluechip Fund - Regular Plan - Growth Option	05-Jan-10	0.85%	10,085	11.50%	13,867	13.16%	18,558	12.11%	41,310
S&P BSE 100 TRI (Benchmark)		8.29%	10,829	13.44%	14,602	12.71%	18,191	11.08%	36,839
Nifty 50 TRI (Additional Benchmark)		7.90%	10,790	13.03%	14,447	12.97%	18,403	11.01%	36,564
Axis Bluechip Fund - Direct Plan - Growth Option	01-Jan-13	2.06%	10,206	12.84%	14,372	14.61%	19,781	15.20%	37,890
S&P BSE 100 TRI (Benchmark)		8.29%	10,829	13.44%	14,602	12.71%	18,191	13.10%	31,868
Nifty 50 TRI (Additional Benchmark)		7.90%	10,790	13.03%	14,447	12.97%	18,403	12.89%	31,314

## Axis Nifty 100 Index Fund

(An Open Ended Index Fund tracking the NIFTY 100 Index)

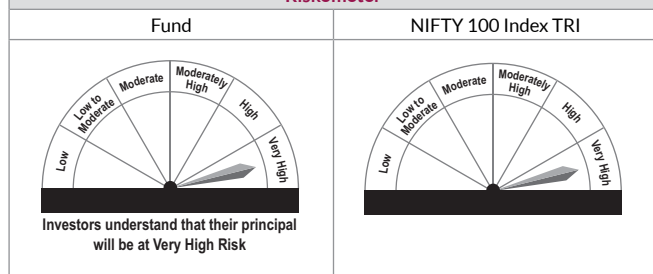
**Benchmark:** NIFTY 100 Index TRI

This product is suitable for investors who are seeking\*

- Long term wealth creation solution
- An index fund that seeks to track returns by investing in a basket of Nifty 100 Index stocks and aims to achieve returns of the stated index, subject to tracking error.

\* Investors should consult their financial advisers if in doubt about whether the product is suitable for them.

### Riskometer



## Axis Technology ETF

(An Open Ended Exchange Traded Fund tracking NIFTY IT Index)

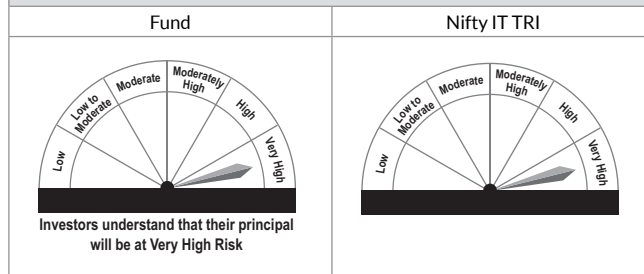
**Benchmark:** Nifty IT TRI

This product is suitable for investors who are seeking\*

- Long term wealth creation solution.
- The fund that seeks to track returns by investing in a basket of NIFTY IT Index stocks and aims to achieve returns of the stated index, subject to tracking error.

\* Investors should consult their financial advisers if in doubt about whether the product is suitable for them.

### Riskometer



## Axis Nifty ETF

(An open ended scheme replicating / tracking Nifty 50 index)

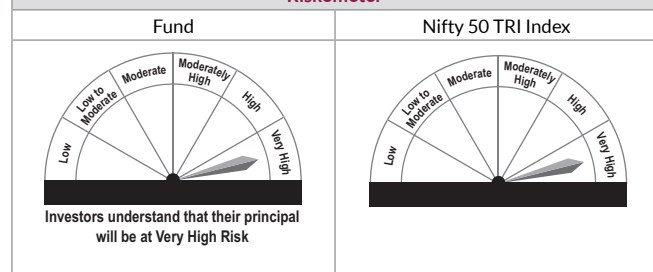
**Benchmark:** Nifty 50 TRI Index

This product is suitable for investors who are seeking\*

- Capital appreciation over medium to long term.
- Investments in Equity & Equity related instruments covered by Nifty 50 Index.

\* Investors should consult their financial advisers if in doubt about whether the product is suitable for them.

### Riskometer



## Axis Healthcare ETF

(An Open Ended Exchange Traded Fund tracking NIFTY Healthcare Index)

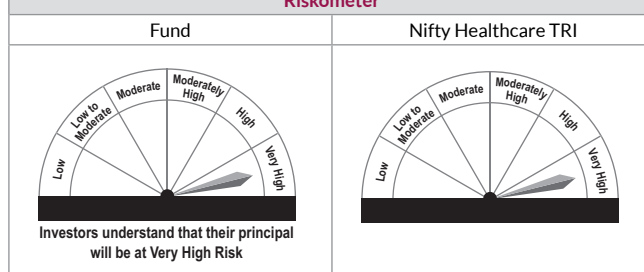
**Benchmark:** Nifty Healthcare TRI

This product is suitable for investors who are seeking\*

- Long term wealth creation solution.
- The Fund that seeks to track returns by investing in a basket of NIFTY Healthcare Index stocks and aims to achieve returns of the stated index, subject to tracking error.

\* Investors should consult their financial advisers if in doubt about whether the product is suitable for them.

### Riskometer



## Axis Banking ETF

(An Open Ended scheme replicating / tracking NIFTY Bank Index)

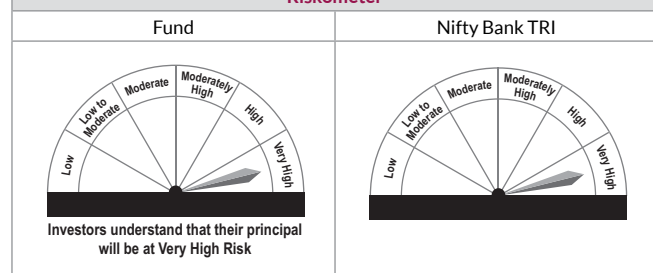
**Benchmark:** Nifty Bank TRI

This product is suitable for investors who are seeking\*

- Long term wealth creation solution.
- An index fund that seeks to track returns by investing in a basket of NIFTY Bank Index stocks and aims to achieve returns of the stated index, subject to tracking error.

\* Investors should consult their financial advisers if in doubt about whether the product is suitable for them.

### Riskometer



## Axis Consumption ETF

(An Open Ended Exchange Traded Fund tracking NIFTY India Consumption Index)

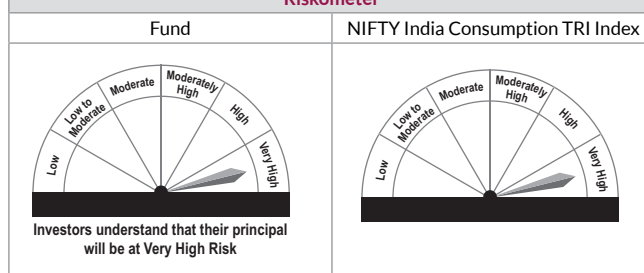
**Benchmark:** Nifty India Consumption TRI

This product is suitable for investors who are seeking\*

- Long term wealth creation solution.
- The fund that seeks to track returns by investing in a basket of NIFTY India Consumption Index stocks and aims to achieve returns of the stated index, subject to tracking error.

\* Investors should consult their financial advisers if in doubt about whether the product is suitable for them.

### Riskometer



## Axis Gold ETF

(An open ended scheme replicating/tracking Domestic Price of Gold)

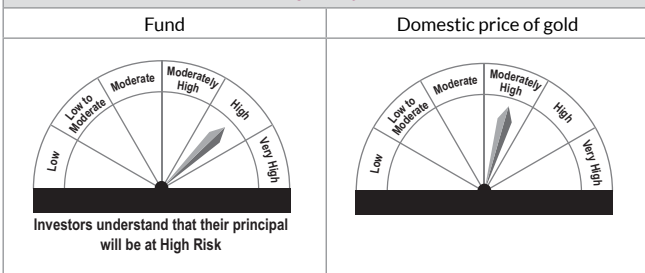
**Benchmark:** Domestic price of gold

This product is suitable for investors who are seeking\*

- Capital Appreciation over medium to long term.
- Invests predominantly in gold in order to generate returns similar to the performance of gold, subject to tracking error.

\* Investors should consult their financial advisers if in doubt about whether the product is suitable for them.

### Riskometer



## Axis Gold Fund

(An open ended fund of fund scheme investing in Axis Gold ETF)

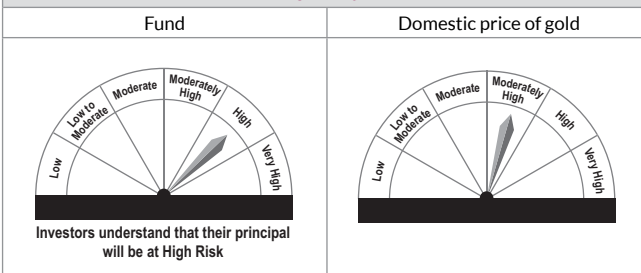
**Benchmark:** Domestic price of gold

This product is suitable for investors who are seeking\*

- Capital Appreciation over medium to long term.
- Invests predominantly in Axis Gold ETF in order to generate returns similar to the underlying fund, subject to tracking error.

\* Investors should consult their financial advisers if in doubt about whether the product is suitable for them.

### Riskometer



## Axis AAA Bond Plus SDL ETF - 2026 Maturity Fund of Fund

(An Open ended Target Maturity Fund of Fund Scheme investing in units of Axis AAA Bond Plus SDL ETF - 2026 Maturity)

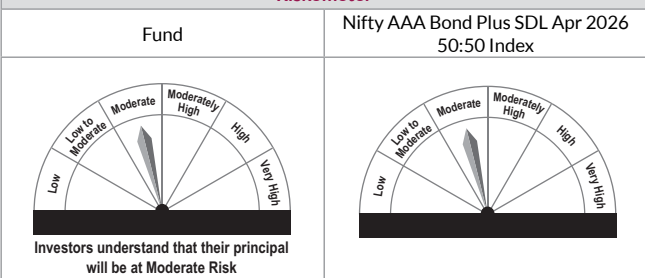
**Benchmark:** Nifty AAA Bond Plus SDL Apr 2026 50:50 Index

This product is suitable for investors who are seeking\*

- Income over long term
- Investments in units of Axis AAA Bond Plus SDL ETF - 2026 Maturity ETF, an open ended Target Maturity ETF investing predominantly in constituents of Nifty AAA Bond Plus SDL Apr 2026 50:50 Index.

\* Investors should consult their financial advisers if in doubt about whether the product is suitable for them.

### Riskometer



## AXIS NIFTY 50 INDEX FUND

(An Open Ended Index Fund tracking the NIFTY 50 Index)

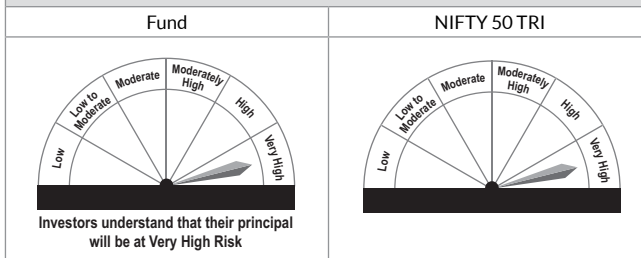
**Benchmark:** NIFTY 50 TRI

This product is suitable for investors who are seeking\*

- Long term wealth creation solution
- An index fund that seeks to track returns by investing in a basket of Nifty 50 Index stocks and aims to achieve returns of the stated index, subject to tracking error.

\* Investors should consult their financial advisers if in doubt about whether the product is suitable for them.

### Riskometer



## Axis Nifty Next 50 Index Fund

(An Open Ended Index Fund tracking the NIFTY NEXT 50 Index)

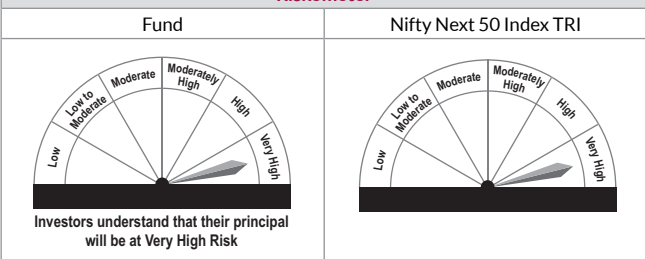
**Benchmark:** Nifty Next 50 Index TRI

This product is suitable for investors who are seeking\*

- Long term wealth creation solution.
- An index fund that seeks to track returns by investing in a basket of Nifty Next 50 Index stocks and aims to achieve returns of the stated index, subject to tracking error.

\* Investors should consult their financial advisers if in doubt about whether the product is suitable for them.

### Riskometer



## Axis Nifty Smallcap 50 Index Fund

(An Open Ended Index Fund tracking the NIFTY SMALLCAP 50 Index)

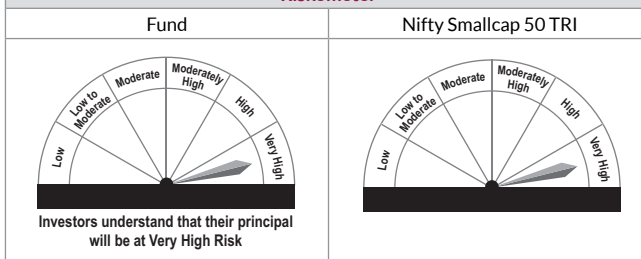
**Benchmark:** Nifty Smallcap 50 TRI

This product is suitable for investors who are seeking\*

- Long term wealth creation solution
- An index fund that seeks to track returns by investing in a basket of Nifty Smallcap 50 Index stocks and aims to achieve returns of the stated index, subject to tracking error.

\* Investors should consult their financial advisers if in doubt about whether the product is suitable for them.

### Riskometer



## Axis Nifty Midcap 50 Index Fund

(An Open Ended Index Fund tracking the NIFTY MIDCAP 50 Index)

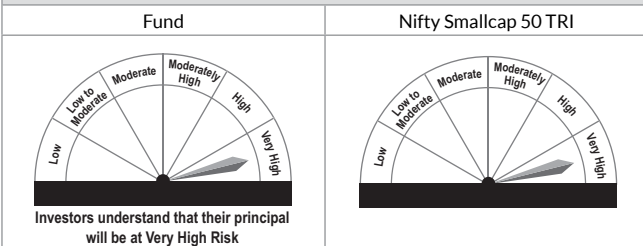
**Benchmark:** Nifty Midcap 50 TRI

This product is suitable for investors who are seeking\*

- Long term wealth creation solution
- An index fund that seeks to track returns by investing in a basket of Nifty Midcap 50 Index stocks and aims to achieve returns of the stated index, subject to tracking error.

\* Investors should consult their financial advisers if in doubt about whether the product is suitable for them.

### Riskometer



## Axis Equity ETFs FoF

(An open ended fund of fund scheme predominantly investing in units of domestic equity ETFs)

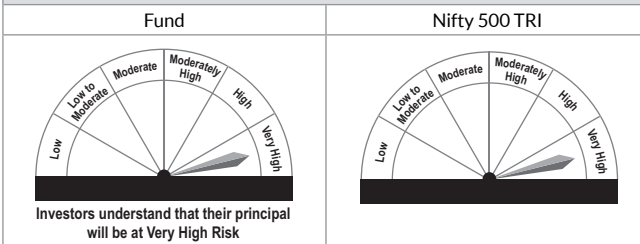
**Benchmark:** Nifty 500 TRI

This product is suitable for investors who are seeking\*

- Capital appreciation over long term
- Investments predominantly in units of domestic Equity Exchange Traded Funds.

\* Investors should consult their financial advisers if in doubt about whether the product is suitable for them.

### Riskometer



Fund Name & Benchmark	Product Labelling	Product Riskometer	Benchmark Riskometer	Potential Risk Matrix (PRC)																								
<b>AXIS AAA BOND PLUS SDL ETF - 2026 MATURITY</b>  (An open-ended Target Maturity Exchange Traded Fund investing predominantly in constituents of Nifty AAA Bond Plus SDL Apr 2026 50:50 Index. A relatively high interest rate risk and relatively low credit risk.)  <b>Benchmark:</b> Nifty AAA Bond Plus SDL Apr 2026 50:50 Index	<p>This product is suitable for investors who are seeking*</p> <ul style="list-style-type: none"><li>• Income over long term</li><li>• Investment in AAA rated Corporate Bonds &amp; State Development Loans (SDLs) as represented by Nifty AAA Bond Plus SDL Apr 2026 50:50 Index, subject to tracking errors.</li></ul> <p>*Investors should consult their financial advisers if in doubt about whether the product is suitable for them.</p>	<p>Investors understand that their principal will be at Moderate Risk</p>	<p></p>	<table><tr><th colspan="4">Potential Risk Class</th></tr><tr><td>Credit Risk →</td><td>Relatively Low (Class A)</td><td>Moderate (Class B)</td><td>Relatively High (Class C)</td></tr><tr><td>Interest Rate Risk ↓</td><td></td><td></td><td></td></tr><tr><td>Relatively Low (Class I)</td><td></td><td></td><td></td></tr><tr><td>Moderate (Class II)</td><td></td><td></td><td></td></tr><tr><td>Relatively High (Class III)</td><td>A-III</td><td></td><td></td></tr></table>	Potential Risk Class				Credit Risk →	Relatively Low (Class A)	Moderate (Class B)	Relatively High (Class C)	Interest Rate Risk ↓				Relatively Low (Class I)				Moderate (Class II)				Relatively High (Class III)	A-III		
Potential Risk Class																												
Credit Risk →	Relatively Low (Class A)	Moderate (Class B)	Relatively High (Class C)																									
Interest Rate Risk ↓																												
Relatively Low (Class I)																												
Moderate (Class II)																												
Relatively High (Class III)	A-III																											

Fund Name & Benchmark	Product Labelling	Product Riskometer	Benchmark Riskometer	Potential Risk Matrix (PRC)																								
<b>Axis CPSE Plus SDL 2025 70:30 Debt Index Fund</b>  (An open-ended Target Maturity Index Fund investing in constituents of CRISIL IBX 70:30 CPSE Plus SDL - April 2025. A moderate interest rate risk and relatively low credit risk)  <b>Benchmark:</b> CRISIL IBX 70:30 CPSE Plus SDL - April 2025	<p>This product is suitable for investors who are seeking*</p> <ul style="list-style-type: none"><li>• Income over long term</li><li>• Investments in state government securities (SDLs) similar to the composition of CRISIL IBX 70:30 CPSE Plus SDL – April 2025, subject to tracking errors</li></ul> <p>*Investors should consult their financial advisers if in doubt about whether the product is suitable for them.</p>	<p>Investors understand that their principal will be at Low to Moderate Risk</p>		<table><tr><th colspan="4">Potential Risk Class</th></tr><tr><td>Credit Risk →</td><td>Relatively Low (Class A)</td><td>Moderate (Class B)</td><td>Relatively High (Class C)</td></tr><tr><td>Interest Rate Risk ↓</td><td></td><td></td><td></td></tr><tr><td>Relatively Low (Class I)</td><td></td><td></td><td></td></tr><tr><td>Moderate (Class II)</td><td>A-II</td><td></td><td></td></tr><tr><td>Relatively High (Class III)</td><td></td><td></td><td></td></tr></table>	Potential Risk Class				Credit Risk →	Relatively Low (Class A)	Moderate (Class B)	Relatively High (Class C)	Interest Rate Risk ↓				Relatively Low (Class I)				Moderate (Class II)	A-II			Relatively High (Class III)			
Potential Risk Class																												
Credit Risk →	Relatively Low (Class A)	Moderate (Class B)	Relatively High (Class C)																									
Interest Rate Risk ↓																												
Relatively Low (Class I)																												
Moderate (Class II)	A-II																											
Relatively High (Class III)																												

Fund Name & Benchmark	Product Labelling	Product Riskometer	Benchmark Riskometer	Potential Risk Matrix (PRC)																								
<b>AXIS CRISIL SDL 2027 Debt Index Fund</b>  (An open-ended Target Maturity Index Fund investing in constituents of CRISIL IBX SDL Index – May 2027. A Relatively High Interest Rate Risk and Relatively Low Credit risk)  <b>Benchmark:</b> CRISIL IBX SDL Index - May 2027	<p>This product is suitable for investors who are seeking*</p> <ul style="list-style-type: none"><li>• Income over long term</li><li>• Investments in state government securities (SDLs) replicating the composition of CRISIL IBX SDL Index – May 2027, subject to tracking errors.</li></ul> <p>*Investors should consult their financial advisers if in doubt about whether the product is suitable for them.</p>	<p>Investors understand that their principal will be at Moderate Risk</p>	<p></p>	<table><tr><th colspan="4">Potential Risk Class</th></tr><tr><td>Credit Risk →</td><td>Relatively Low (Class A)</td><td>Moderate (Class B)</td><td>Relatively High (Class C)</td></tr><tr><td>Interest Rate Risk ↓</td><td></td><td></td><td></td></tr><tr><td>Relatively Low (Class I)</td><td></td><td></td><td></td></tr><tr><td>Moderate (Class II)</td><td></td><td></td><td></td></tr><tr><td>Relatively High (Class III)</td><td>A-III</td><td></td><td></td></tr></table>	Potential Risk Class				Credit Risk →	Relatively Low (Class A)	Moderate (Class B)	Relatively High (Class C)	Interest Rate Risk ↓				Relatively Low (Class I)				Moderate (Class II)				Relatively High (Class III)	A-III		
Potential Risk Class																												
Credit Risk →	Relatively Low (Class A)	Moderate (Class B)	Relatively High (Class C)																									
Interest Rate Risk ↓																												
Relatively Low (Class I)																												
Moderate (Class II)																												
Relatively High (Class III)	A-III																											

# An opportunity to *turn health into wealth.*

Invest in the largest healthcare-oriented companies in India.

## **AXIS HEALTHCARE ETF**

(An Open Ended Exchange Traded Fund tracking NIFTY Healthcare Index)

\*The details of sectors mentioned in the prescription are for illustration purpose only and should not be construed as recommendations/advice.



Scan the QR code  
to download the  
new **AxisMF App**

**Visit us at [Axismf.com](https://www.axismf.com)**



[Facebook.com/AxisMutualFund](https://www.facebook.com/AxisMutualFund)



[LinkedIn.com/company/Axis-Mutual-Fund](https://www.linkedin.com/company/Axis-Mutual-Fund)



[Twitter.com/AxisMutualFund](https://twitter.com/AxisMutualFund)



[YouTube.com/AxisMutualFund](https://www.youtube.com/AxisMutualFund)



### **Axis Healthcare ETF**

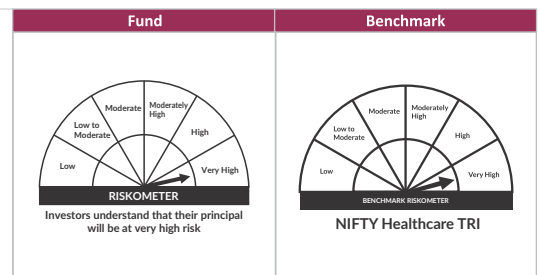
(An Open Ended Exchange Traded Fund tracking NIFTY Healthcare Index)

**Benchmark: NIFTY Healthcare TRI**

This product is suitable for investors who are seeking\*:

- Long term wealth creation solution
- The fund that seeks to track returns by investing in a basket of NIFTY Healthcare Index stocks and aims to achieve returns of the stated index, subject to tracking error

\*Investors should consult their financial advisers if in doubt about whether the product is suitable for them.



**Statutory Details:** Axis Mutual Fund has been established as a Trust under the Indian Trusts Act, 1882, sponsored by Axis Bank Ltd. (liability restricted to ₹ 1 Lakh). **Trustee:** Axis Mutual Fund Trustee Ltd. **Investment Manager:** Axis Asset Management Co. Ltd. (the AMC). **Risk Factors:** Axis Bank Limited is not liable or responsible for any loss or shortfall resulting from the operation of the scheme.

**Mutual Fund Investments are subject to market risks, read all scheme related documents carefully.**