

Axis Momentum Fund

(An open-ended equity scheme following the momentum theme)



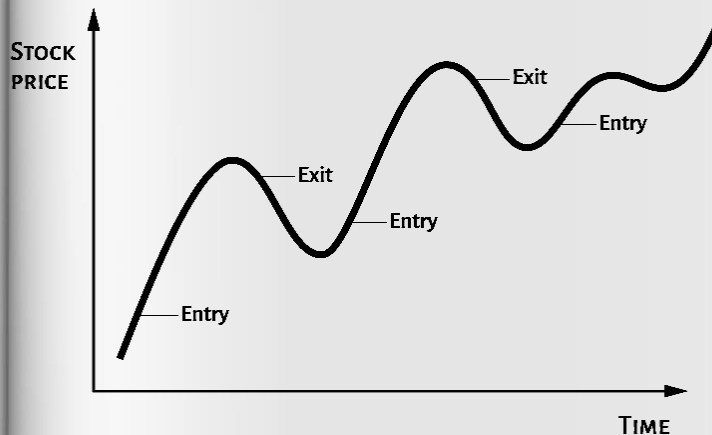
**For Riskometer and Product Labelling please refer slide 17.*



What is Momentum?

Momentum is all about keeping a winning streak going just like that of a cricket batsman in great form

Understanding Momentum investing



Buy High, Sell Higher

For illustration purpose only

Recent winners in stock markets will continue to remain winners in the near term, and similarly losers will remain losers.

Momentum factor investing refers to taking advantage of this market behaviour to generate better returns than markets.

It is essentially based on owning securities that have shown favourable price trends.

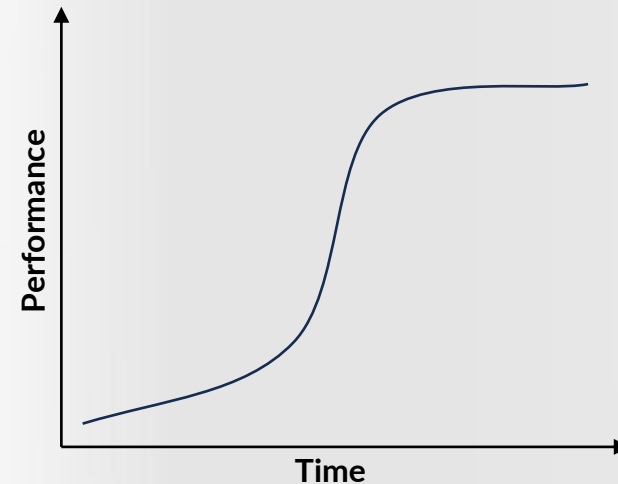
Why Momentum strategy works?

A strategy that persists across asset classes and geographies

Investor behaviour at the center

- Overreact / Underreact to important information
- Investors react properly to news that confirms to their belief and underreact to news that disconfirms their belief

Momentum Adoption Effect



The curve shows how investment adoption often starts slow but rises quickly in a short time.

Highlights of Momentum investing



Momentum adapts to different styles



Momentum strategy has generated better risk adjusted return



Momentum adapts to different market caps



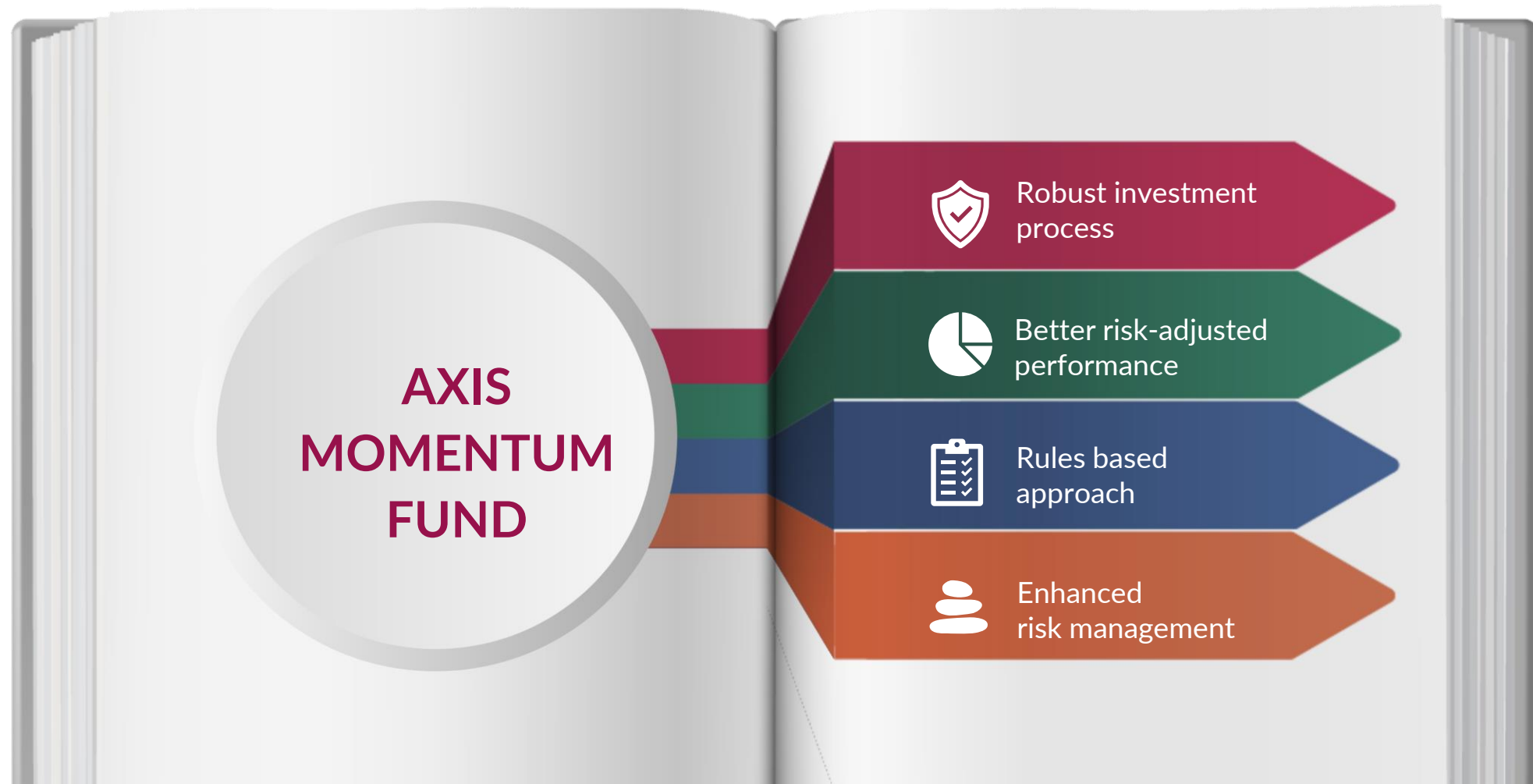
Momentum need not significantly underperform in negative market phases

Axis Momentum Fund

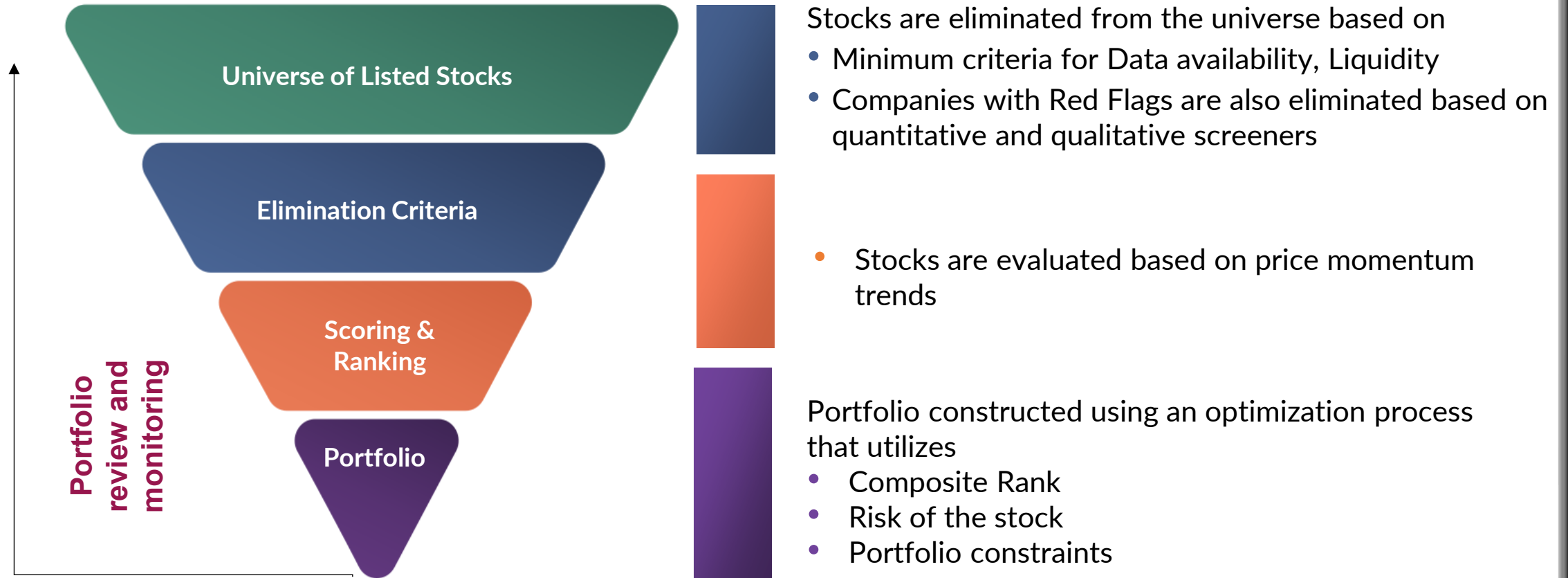


The parameters given above are for explaining quantitative model proposed to be used by the Scheme. The fund manager at his discretion may modify parameters to be used in quantitative model. Investors are requested to refer to detailed asset allocation and investment strategy given in Scheme Information Document for complete details.

Model based approach for a strong framework

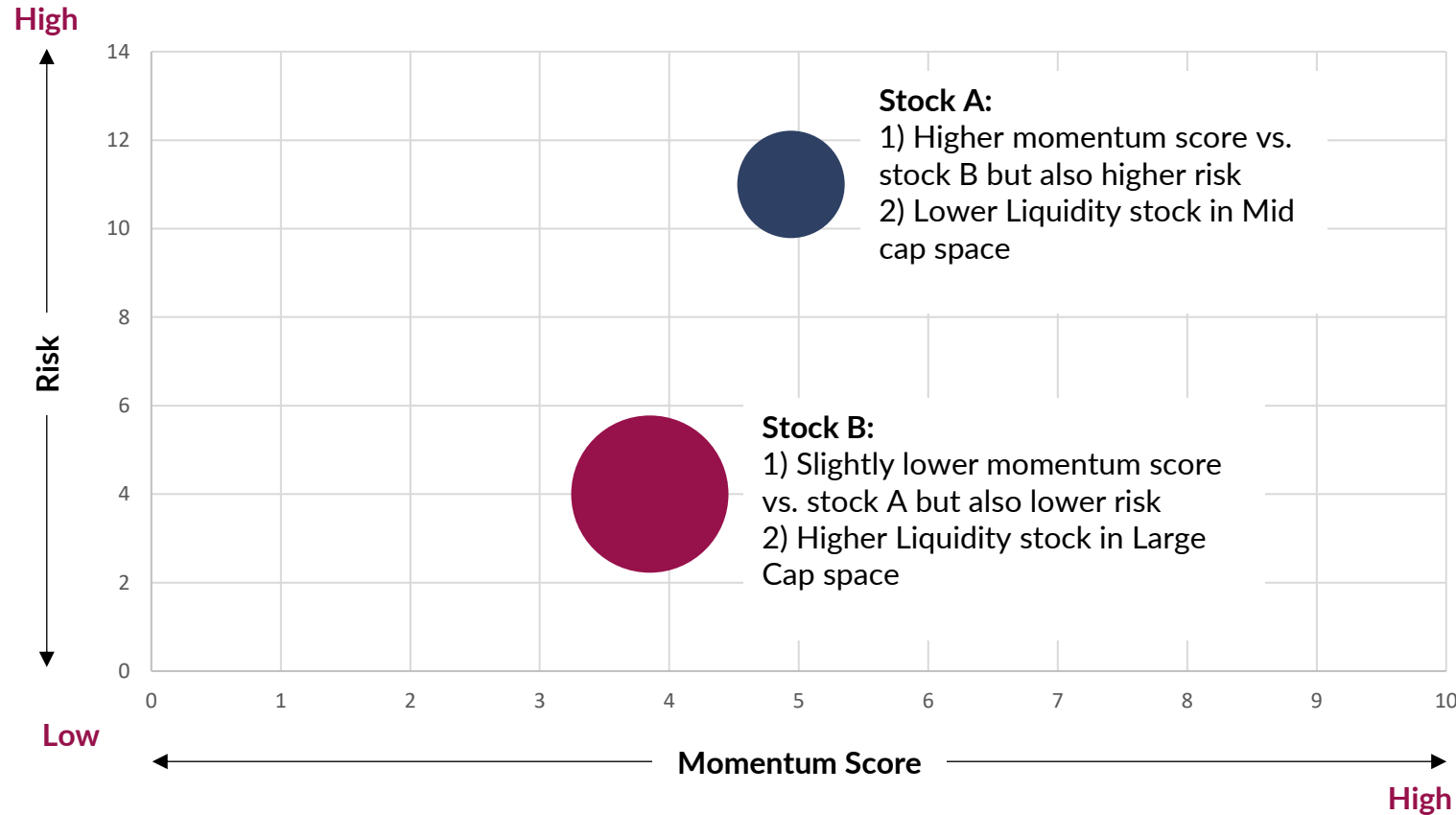


Portfolio construction approach



For detailed asset allocation and investment strategy, please refer Scheme Information Document of the Scheme.

Efficient risk management



Stock A:
 1) Higher momentum score vs. stock B but also higher risk
 2) Lower Liquidity stock in Mid cap space

Stock B:
 1) Slightly lower momentum score vs. stock A but also lower risk
 2) Higher Liquidity stock in Large Cap space

Stock A

- Has higher risk and higher score

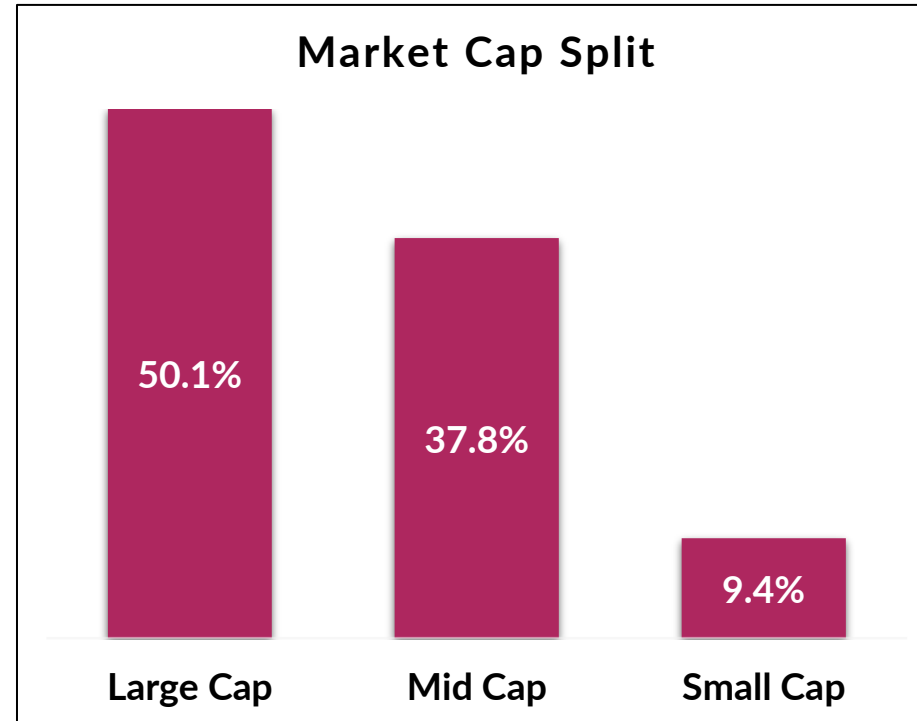
Stock B

- Has lower risk and slightly lower score
- Hence, may have higher portfolio exposure

The risk of the stock is a function of its volatility. Size of the circle represents the expected exposure of the stock. The parameters given above are for explaining quantitative model proposed to be used by the Scheme. The above graph is used to explain the concept and is for illustration purpose only and should not be used for development or implementation of an investment strategy. Past performance may or may not be sustained in future

Portfolio Snapshot

Quants	%NAV
Fund Size	1,198 Cr
Total Stock Count	36
Active Share %	78.38%
Top 10 Stocks %	47.60%
Top 5 Sector %	51.64%



Portfolio Snapshot

Top 10 Stocks

Stock Name	%NAV
HDFC Bank Limited	9.05%
Bharti Airtel Limited	6.68%
Bajaj Finance Limited	4.47%
Bharat Electronics Limited	4.17%
Laurus Labs Limited	4.09%
Eicher Motors Limited	3.99%
Maruti Suzuki India Limited	3.97%
Multi Commodity Exchange of India Limited	3.76%
One 97 Communications Limited	3.74%
InterGlobe Aviation Limited	3.67%

Active Stock position w.r.t Benchmark

Top 5 Overweight Positions	Holding %	Act. Wt %
Laurus Labs Ltd.	4.20	3.99
Bharti Airtel Limited	6.85	3.93
Eicher Motors Limited	4.10	3.59
One 97 Communications Ltd.	3.84	3.58
Multi Commodity Exchange of India	3.86	3.58
Top 5 Underweight Positions	Holding %	Act. Wt %
Reliance Industries Limited	0.00	-5.28
ICICI Bank Limited	0.00	-4.77
Infosys Limited	0.00	-2.82
Larsen & Toubro Limited	0.00	-2.39
State Bank of India	0.00	-2.03

Portfolio Snapshot

Top 5 Sector allocation

Sector Name	%NAV
Financial Services	34.83%
Automobile and Auto Components	14.57%
Capital Goods	11.16%
Healthcare	7.71%
Chemicals	6.96%

Active Sector position w.r.t Benchmark

Top 5 Overweight Positions	% Holding	Act. Wt %
Automobile And Auto Components	14.95	7.71
Capital Goods	11.47	5.77
Chemicals	7.15	5.11
Financial Services	35.76	4.32
Telecommunication	6.85	3.24
Top 5 Underweight Positions	% Holding	Act. Wt %
Information Technology	0.62	-7.50
Metals & Mining	0.00	-3.85
Consumer Services	0.00	-3.60
Oil, Gas & Consumable Fuels	4.55	-3.41
Construction	0.00	-2.87

Performance

31st December 2025

Particulars	Date of Inception	1 Year		Since Inception	
		CAGR (%)	Point-to-Point returns on Standard Investment of Rs. 10,000/-	CAGR (%)	Point-to-Point returns on Standard Investment of Rs. 10,000/-
Axis Momentum Fund - Regular Plan - Growth	12-12-2024	-4.69%	9,531	-6.28%	9,340
Nifty 500 TRI (Benchmark)		7.76%	10,776	3.50%	10,368
Nifty 50 TRI (Additional Benchmark)		11.88%	11,188	7.37%	10,776

- Past performance may or may not be sustained in future.** Since inception (12th December 2024) returns is calculated on Rs. 10000 invested at inception. Different plans have different expense structure. Plan of the scheme for which performance is given is indicated above Karthik Kumar is managing the scheme since 12th December 2024 and he manages 25 schemes of Axis Mutual Fund. Mayank Hyanki is managing the scheme since 12th December 2024 and he manages 04 schemes of Axis Mutual Fund. Returns greater than 1 year period are compounded annualised (CAGR). Please click on link https://www.axismf.com/cms/sites/default/files/Statutory/WDP_Annexure_Dec.pdf to view the performance of other schemes currently managed by the fund manager. Note: In case you require physical copy of this document request you to kindly take the printout to review the fund managers performance of other schemes managed by him from the above link given.

SIP Performance

31st December 2025

SIP Investments	Since Inception SIP	1 Year SIP
Total Amount Invested	1,30,000	1,20,000
Market value as on 31 st December 2025	1,34,881	1,25,541
Returns (Annualized)	6.54%	8.68%
Benchmark Returns (Annualized)	11.99%	13.43%
Additional Benchmark Returns (Annualized)	13.80%	14.90%

Past performance may or may not be sustained in future. . Since Inception – 12th December 2024. Different plans have different expense structure. Returns greater than 1 year are Compounded Annual Growth Rates(CAGR). Above investment simulation is for illustration purpose only and should not be construed as a promise on minimum returns and safeguard of capital. Above calculation is based on Regular Plan - Growth Option NAV. Assuming Rs. 10,000 invested systematically on the first business day of every month over a period of time. SIP returns are computed after accounting for the cash flow by using XIRR method (investment internal rate of return). Please click on link https://www.axismf.com/cms/sites/default/files/Statutory/WDP_Annexure_Dec.pdf to view the performance of other schemes currently managed by the fund manager. SIP returns are computed after accounting for the cash flow by using XIRR method (investment internal rate of return).

Why Axis Momentum Fund?

1

Unlock the potential for higher returns

Benefit from agile re-adjustments and rebalancing to capture new opportunities

2

3

Controls exposure to sector/stock concentration, market cap skewness, and liquidity risk.

Complements other strategies, enhancing your portfolio's overall potential.

4

Ensures the portfolio remains responsive to market changes, potentially leading to better performance and risk management.

Fund Facts

AXIS MOMENTUM FUND

(An open-ended equity scheme following the momentum theme)



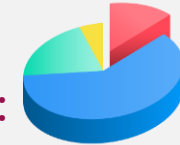
Minimum application:

₹100 & in multiples of ₹1 thereafter

Benchmark:
NIFTY
500 TRI



Asset Allocation:



80% to 100%

Equity & Equity related instruments of companies selected based on momentum theme

0% to 20%

Other Equity & Equity related instruments

0% to 20%

Debt & Money Market Instruments

0% to 10%

Units issued by REITs & InvITs



Investment Objective:

The Scheme aims to provide long-term capital growth from an actively managed diversified portfolio of equity & equity-related securities of companies that exhibit strong momentum. The selection of securities will be based on a quantitative model that will aim to maximize momentum exposure based on various parameters. There is no assurance that the investment objective of the scheme will be achieved.

Fund Managers:

Karthik Kumar & Mayank Hyanki



Exit Load:

If redeemed / switched - out within 12 months - For 10% of investment: Nil, For remaining investments: 1%

If redeemed/switched out after 12 months from the date of allotment: Nil . For complete details refer to the SID of the scheme available on our website

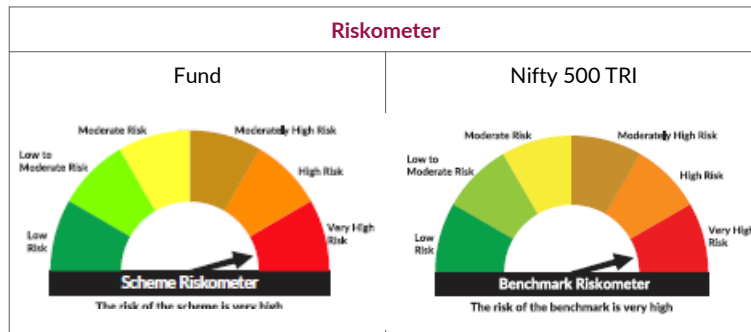
Product Labelling:
Axis Momentum Fund

(An open-ended equity scheme following the momentum theme)

Benchmark: NIFTY 500 TRI

This product is suitable for investors who are seeking*:

- Capital appreciation over long term
- An equity scheme investing in equity & equity related securities selected based on the momentum theme.



*Investors should consult their financial advisers if in doubt about whether the product is suitable for them.

Statutory Details and Risk Factors

Data updated As on 31st December 2025.

Past performance may or may not be sustained in the future. Sector(s) / Stock(s) / Issuer(s) mentioned above are for the purpose of disclosure of the portfolio of the Scheme(s) and should not be construed as recommendation. The fund manager(s) may or may not choose to hold the stock mentioned, from time to time.

Axis Bank Ltd. Is not liable or responsible for any loss or shortfall resulting from the operation of the scheme.

Mutual Fund Investments are subject to market risks, read all scheme related documents carefully.

Performance Disclaimer and Risk factors

Past performance may or may not be sustained in the future.

The data/statistics / information given are to explain various concepts and general market trends in the securities market. The information on sector(s)/stock(s)/issuer(s) mentioned in this presentation is provided on the basis of publicly available information illustration purpose only and should not be construed as any investment advice / research report / recommendation to buy / sell / hold securities by Axis AMC / Axis Mutual Fund. The Fund manager may or may not choose to have any present / future position in these sector(s)/stock(s)/issuer(s).

Axis Bank Ltd. Is not liable or responsible for any loss or shortfall resulting from the operation of the scheme.

Mutual Fund Investments are subject to market risks, read all scheme related documents carefully.

Thank you