

**Pillars of the
financial economy,
now the pillars of
your portfolio.**
Invest in the biggest banks in India.

AXIS BANKING ETF

An Open Ended scheme replicating/
tracking NIFTY Bank Index



Scan the QR code
to download the
new **AxisMF App**



Visit us at Axismf.com



[Facebook.com/AxisMutualFund](https://www.facebook.com/AxisMutualFund)



[Twitter.com/AxisMutualFund](https://twitter.com/AxisMutualFund)



[LinkedIn.com/company/Axis-Mutual-Fund](https://www.linkedin.com/company/Axis-Mutual-Fund)



[YouTube.com/AxisMutualFund](https://www.youtube.com/AxisMutualFund)



AXIS MUTUAL FUND

Axis Banking ETF

(An Open Ended scheme replicating / tracking NIFTY Bank Index)

This product is suitable for investors who are seeking*:

- Long term wealth creation solution
- An index fund that seeks to track returns by investing in a basket of NIFTY Bank Index stocks and aims to achieve returns of the stated index, subject to tracking error

*Investors should consult their financial advisers if in doubt about whether the product is suitable for them.



Investors understand that their principal
will be at very high risk

Axis Banking ETF offered by Axis Mutual Fund is not sponsored, endorsed, sold or promoted by NSE INDICES LIMITED (formerly known as India Index Services & Products Limited (IISL)). NSE INDICES LIMITED does not make any representation or warranty, express or implied (including warranties of merchantability or fitness for particular purpose or use) and disclaims all liability to the owners of Axis Banking ETF or any member of the public regarding the advisability of investing in securities generally or in the Axis Banking ETF linked to the NIFTY Bank Index or particularly in the ability of the NIFTY Bank Index to track general stock market performance in India. Please read the full Disclaimers in relation to the NIFTY Bank Index in the in the Offer Document / Prospectus / Information Statement.

Statutory Details: Axis Mutual Fund has been established as a Trust under the Indian Trusts Act, 1882, sponsored by Axis Bank Ltd. (liability restricted to ₹ 1 Lakh). **Trustee:** Axis Mutual Fund Trustee Ltd. **Investment Manager:** Axis Asset Management Co. Ltd. (the AMC). **Risk Factors:** Axis Bank Limited is not liable or responsible for any loss or shortfall resulting from the operation of the scheme.

Mutual Fund Investments are subject to market risks, read all scheme related documents carefully.

SAVE TAX RESPONSIBLY

Don't just save tax but build wealth too.

Invest in ELSS.



Tax Reckoner for Mutual Funds

The rates are applicable for the financial year 2021-22 [as per Finance Act, 2021 (FA 2021)]:

Your Gain	Capital Gains Taxation		
	Individual/HUF	Domestic Company	NRI ^f
	Other Than Equity Oriented Schemes		
Long Term Capital Gains (Holding period > 36 months)	20% [§]	20% [§]	Listed- 20% [§] Unlisted-10%*
Short Term Capital Gains (Holding period ≤ 36 months)	30% [^]	30%/ 25% [§] / 22%** / 15% ^{^^}	30% [^]
Equity Oriented Schemes			
Long Term Capital Gains (Holding period > 12 months)		10% [~]	
Short Term Capital Gains (Holding period ≤ 12 months)		15%	
Tax Deducted at Source (applicable only to NRI Investors) [*]			
	Equity Oriented Schemes	Other than Equity Oriented Schemes	
Long Term Capital Gains	10% [~]	Listed-20% [§] Unlisted-10%*	
Short Term Capital Gains	15%	30% [^]	

Aforementioned tax rates shall be increased by applicable surcharge (mentioned below) and health and education cess.

^f Short term/ long term capital gain tax will be deducted at the time of redemption of unit(s) in case of NRI investors only. NRI investor who is a resident of a country with which India has signed a Double Tax Avoidance Agreement (DTAA) (which is in force), income-tax is payable at the rate provided under the Income-tax Act, 1961 (Act) or the rate provided in the said agreement, whichever is more beneficial to such NRI investor.

If the NRI investor produces a nil or lower withholding certificate from the income tax authorities, then tax shall be deducted at such rates mentioned in the certificate during the validity of the certificate.

[§] After providing indexation benefit in respect of cost of acquisition.

[^] Without indexation benefit.

[~] Assuming the investor falls into highest tax bracket.

[§] If the total turnover of the domestic company does not exceed INR 400 crores during financial year 2019-20, a concessional rate of 25% (plus applicable surcharge and health & education cess) may apply.

^{*} Applicable to existing domestic companies opting to discharge taxes at 22% and fulfils prescribed conditions as provided in section 115BAA of the Act.

^{^^} This lower rate is optional for companies engaged in manufacturing business (set-up and registered on or after 1 October 2019) subject to fulfilment of certain conditions as provided in section 115BAB of the Act.

– Long Term Capital Gains on equity-oriented fund is to be taxed at 10% on gains greater than ₹ 1 lakh without indexation and subject to payment of STT. However Long-Term gains upto 31st January 2018 will not be considered for calculating taxable gains.

The mode of computation of cost of acquisition in respect of the long-term gains earned on sale of unit of an equity-oriented fund acquired before the 1st day of February 2018, shall be deemed to be the higher of –

- The actual cost of acquisition of such asset; and
- The lower of –
 - The fair market value of such asset; and
 - The full value of consideration received or accruing as a result of the transfer of the capital asset.

Taxability of Dividends

W.e.f. 01-04-2020, Finance Act 2020 has abolished the DDT charged under section 115R of the Act on the dividends paid by the Mutual Fund and transferred the tax burden completely in the hands of the recipient. Accordingly, the dividend is taxable in the hands of the unitholders at normal tax slab rates subject to the following withholding of taxation by Mutual Fund:

Tax Implications in Dividend received by unit holders	Withholding of Taxation by Mutual Fund
Individual / HUF / Domestic Company	10% on Dividend amount above ₹ 5000 under section 194K* of the Act
NRI**	20% (plus applicable surcharge and cess) under section 196A of the Act

*Further, vide press release dated 4 February 2020, it has been clarified that withholding under section 194K of the Act is not applicable on capital gains arising on redemption of units of Mutual Fund.

**Taxability in the hands of NRI shall be subject to benefits (if any) available under the DTAA.

*It has been clarified vide press release dated 4 February 2020, that withholding under section 194K of the Act is only on dividend income and not applicable on capital gains arising on redemption of units of Mutual Fund.

**According to provisions of section 196A of the Act which is specifically applicable in case of non-resident unit holders, the withholding tax rate of 20% (plus applicable surcharge and cess) on any income in respect of units of a Mutual Fund credited / paid to non-resident unit holders shall apply. The non-resident unit holders may offer the income in respect of units of mutual fund to tax in their income-tax return at a lower tax rate by claiming the benefit under relevant tax treaty, if any, subject to eligibility and compliance with applicable conditions.

SAVE TAX RESPONSIBLY

Don't just save tax but build wealth too.

Invest in ELSS.



Surcharge rates:

Individual / HUF

Income	Individual*, HUF	Cess
₹ 50 lakh to ₹ 1 crore (including income under section 111A and 112A of the Act)	10%	4% on tax plus Surcharge, applicable in all cases
Above ₹ 1 crore upto ₹ 2 crores (including income under section 111A and 112A of the Act)	15%	
Above ₹ 2 crores upto ₹ 5 crores (excluding income under section 111A and 112A of the Act)	25%*	
Above ₹ 5 crores (excluding income under section 111A and 112A of the Act)	37%*	

*For income earned under provisions of section 111A and section 112A of the Act surcharge rate shall be 15% where income exceeds ₹ 2 crores.

Surcharge rates for Domestic companies:

Income	Surcharge Rate*	Cess
Above ₹ 1 crore upto ₹ 10 crores	7%	4% on tax plus Surcharge, applicable in all cases
Above ₹ 10 crores	12%	

*Surcharge rate shall be 10% in case of resident companies opting for taxation at lower tax rate (viz. 15% or 22%) on any income earned.

Certain deductions available under Chapter VI-A of the Act (Equity Linked Savings Schemes)

Equity Linked Savings Schemes (ELSS) are schemes formulated under the Equity Linked Savings Scheme (ELSS), 2005, issued by the Central Government. Accordingly, any investment made by an assessee in the ELSS of the Fund up to a sum of Rs 1,50,000 in a financial year would qualify for deduction under Section 80C of the Act.

An "assessee" as per ELSS 2005 means:-

- (i) An individual; or
- (ii) A Hindu undivided family; or
- (iii) An association of persons or a body of individuals consisting, in either case, only of husband and wife governed by the system of community of property in force in the State of Goa and Union Territories of Dadra and Nagar Haveli and Daman and Diu by whom, or on whose behalf, investment is made;

Note-

Any individual/ HUF opting to be taxed under the new tax regime (i.e. opting for the option to pay taxes at a concessional rate as per new slab rates) will have to give up certain exemptions and deductions. Since, individuals/ HUF opting for the new tax regime are not eligible for Chapter VI-A deductions, the investment in ELSS Funds cannot be claimed as deduction from the total income.

Investors are advised to consult his/her own Tax Consultant with respect to the specific amount of tax.



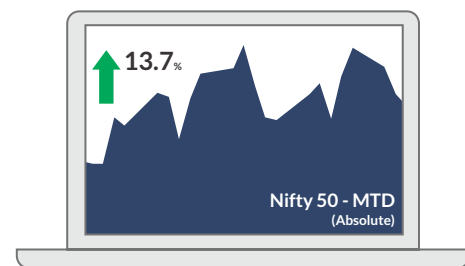
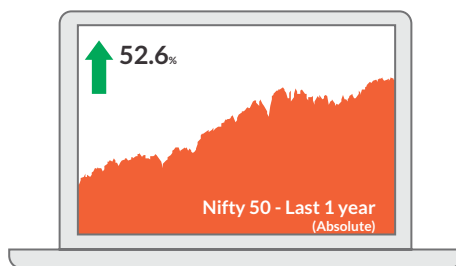
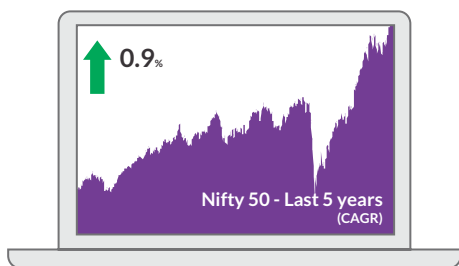
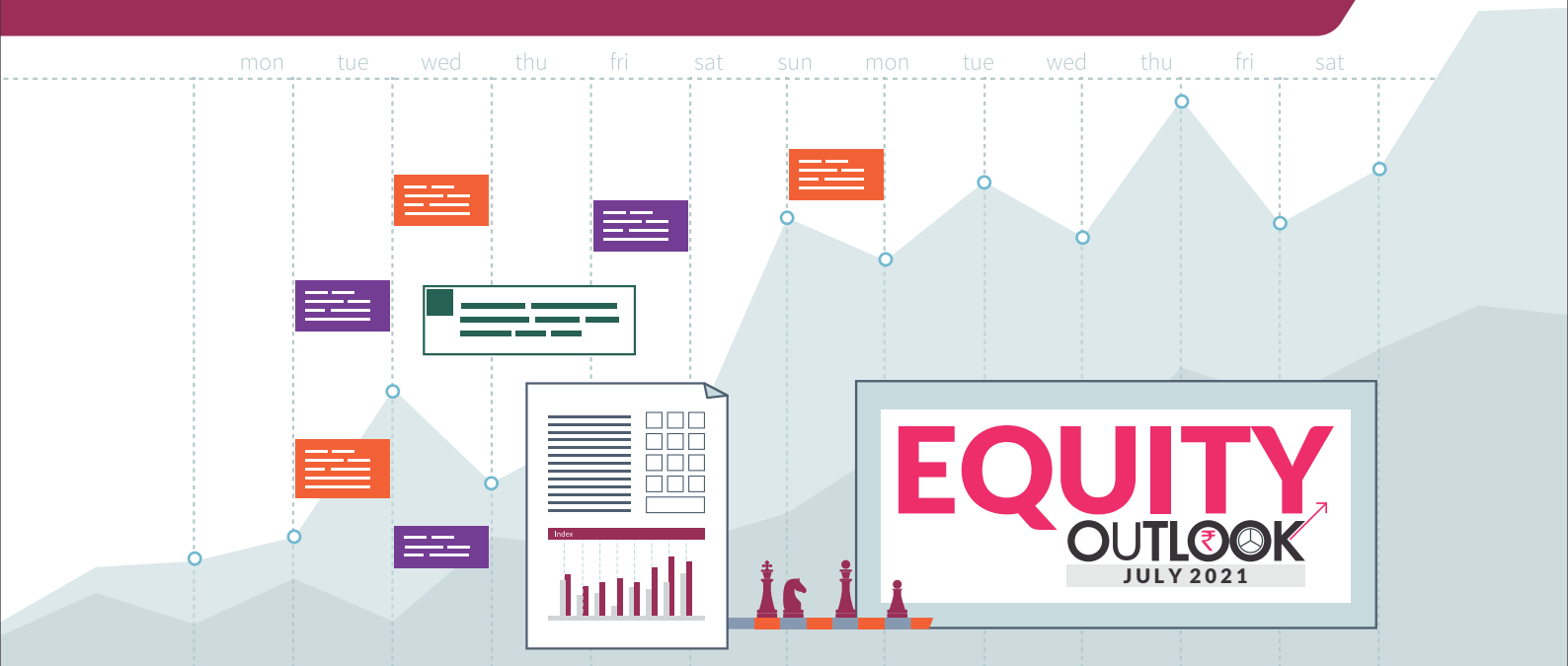
ELSS investment is subject to lock-in for 3 years.

As per the present tax laws, eligible investors (individual/HUF) are entitled to deduction from their gross income of the amount invested in Equity Linked Saving Scheme (ELSS) up to ₹ 1.5 lakhs (along with other prescribed investments) under section 80C of the Income Tax Act, 1961.

The information set out above is included for general information purposes only and does not constitute legal or tax advice. In view of the individual nature of the tax consequences, each investor is advised to consult his or her own tax consultant with respect to specific tax implications arising out of their participation in the Scheme. Income Tax benefits to the mutual fund & to the unit holder is in accordance with the prevailing tax laws as certified by the mutual funds consultant. Any action taken by you on the basis of the information contained herein is your responsibility alone. Axis Mutual Fund will not be liable in any manner for the consequences of such action taken by you. The information contained herein is not intended as an offer or solicitation for the purchase and sales of any schemes of Axis Mutual Fund.

Statutory Details : Axis Mutual Fund has been established as a Trust under the Indian Trusts Act, 1882, sponsored by Axis Bank Ltd. (liability restricted to ₹ 1 Lakh). **Trustee :** Axis Mutual Fund Trustee Ltd. **Investment Manager :** Axis Asset Management Co. Ltd. (The AMC). **Risk Factors :** Axis Bank Ltd. is not liable or responsible for any loss or shortfall resulting from the operation of the scheme.

Mutual Fund Investments are subject to market risks, read all scheme related documents carefully.



QUICK TAKE

Equity market valuations are broadly reasonable adjusted for the cyclical low in earnings and potential for revival going forward.

We remain bullish on equities from a medium to long term perspective.

Investors are suggested to have their asset allocation plan based on one's risk appetite and future goals in life.

KEY HIGHLIGHTS

MARKETS



Indian markets continued their positive run in June. Frontline benchmarks, S&P BSE Sensex & NIFTY 50 ended the month up 1%. Mid and small caps continued to outperform with NIFTY Midcap 100 up 4.6% and NIFTY Smallcap 100 up 5% for the month. FPI's returned to Indian markets after being net sellers in April & May. For the month FPI's added Rs 17,215 Cr in the equities market.

The FM announced a fresh set of economic measures, primarily focused around facilitating and ensuring the flow of credit to weak sectors. Prominent announcements include loan guarantees to promote healthcare infrastructure in tier 2 cities, an additional Rs. 1.5 lakh crore guarantee under ECLGS, and a fresh credit guarantee scheme to facilitate loans. This approach is consistent with the previous packages aimed at stimulating lending by reducing credit risk without adding to a direct burden on the already stretched fiscal balance sheet.

The monsoons have begun on a healthy note. For the country as a whole, cumulative rainfall was 10% greater than the LPA (long period average) as of 30th June 2021. Rainfall in the first month (June) typically accounts for ~16% of the full season's rainfall, as compared to ~33% of the total rainfall received in the second month (July). In addition, sowing gather momentum in July, thereby making it pivotal to track the trend in July to assess the impact on agriculture production and food inflation.

Market action over the last few months has polarized away from B2C names and in favour of B2B businesses like commodities and industrial manufacturing. With a sharp run up in many of these companies we believe that the reversion to mean valuations in

these companies is largely complete. We do not find incremental value in this space going forward. We have participated in these stories as a tactical play and have now redeployed gains in our core investment stories.

As India emerges from its 2nd wave of Covid-19, we remain optimistic about the growth rebound. Localized restrictions in 2021 are having a lower impact on activity than the nationwide lockdowns in 2020. After bottoming out in May, high frequency data for June is showing a recovery in services, while manufacturing has seen a milder impact vs. 2020. We expect a growth rebound in 2H driven by 3 factors: a) rapid pace of vaccination allowing a rebound in consumer-facing services, b) export growth driven by strong global growth, and c) pent-up demand as the economy opens up. The key risk however is a possible 'Third' wave.

Our portfolio companies today encompass a cross section of growth ideas ideally suited to benefit from gaps left by weaker incumbents and capture opportunities.

The core portion of our portfolio consists of companies that emphasise quality which we continue to hold on to. The hallmark of our investment philosophy is the endeavour to identify consistent long term growth and our portfolios are positioned accordingly. As always, investors must use market dips to aggressively participate in the India growth story. The longer term outlook for equities continues to remain intact. Short term volatility can be used by investors to top up their existing investments with a 3 to 5-year view.

CORPORATE

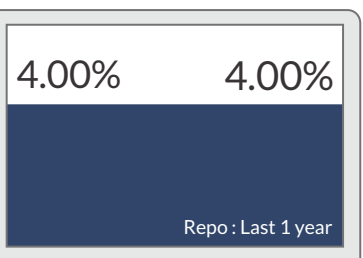
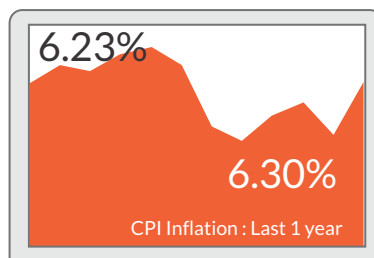
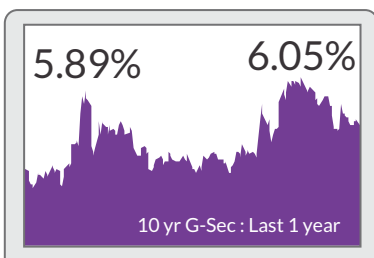


GLOBAL

FIXED INCOME

OUTLOOK 

JULY 2021



QUICK TAKE

- We anticipate a gradual rise in yields and calibrated phasing out of the accommodative monetary stance. The reinvestment theme is an ideal play in rising rate environments
- Inflation remains a key risk to the investment thesis
- Credits continue to remain attractive from a risk reward perspective give the improving macro fundamentals.

Key Market Events

- **RBI announces G-Sap 2.0. 10 Year ends quarter at 6.05%:** Continuing its market interventions to stabilize market yields, the RBI announced an additional 1.2 lakh crore OMO as part of G-SAP for FY 21-22. While the long end of the curve remains anchored, short bonds especially 3-year and 5-year segments have seen anywhere between 15-50 bps move in the last month confirming our investment view of a reversal in the short segment.
- **Government Push – Additional Measures:** The FM announced a fresh set of economic measures, primarily focused around facilitating and ensuring the flow of credit to weak sectors. Prominent announcements include loan guarantees to promote healthcare infrastructure in tier 2 cities, an additional Rs. 1.5 lakh crore guarantee under ECLGS, and a fresh credit guarantee scheme to facilitate loans. This approach is consistent with the previous packages aimed at stimulating lending by reducing credit risk without adding to a direct burden on the already stretched fiscal balance sheet.
- **Monsoons – Tis the time to sow:** The monsoons have begun on a healthy note. For the country as a whole, cumulative rainfall was 10% greater than the LPA (long period average) as of 30th June 2021. Rainfall in the first month (June) typically accounts for ~16% of the full season's rainfall, as compared to ~33% of the total rainfall received in the second month (July). In addition, sowing gather momentum in July, thereby making it pivotal to track the trend in July to assess the impact on agriculture production and food inflation.
- **Inflation – A Key Risk:** May CPI inflation, rose to 6.30% as against 4.29% (Revised) in April. Key drivers for the spike were food & beverages and fuel & lighting costs. WPI accelerated to 12.94% in May, owing to rising crude oil prices and cost of manufactured goods. For businesses, apart from raw material prices, labor prices have risen due to labor shortages. Rising demand momentum and supply-side factors could continue to put upward pressure on inflation going forward.
- **Select developed markets achieve post covid phase:** As wide spread vaccination curtails the spread of covid, many developed countries are transitioning to a post covid environment. 70% vaccination in adult populations is a threshold suggested by scientists and medical

10 YEAR G-SEC YIELD
6.05%

professionals. This bodes well for the global economy and the global outlook on growth.

Market View

The trajectory of Covid clearly highlights the end of the second wave in India. The economic impact of the two waves have been starkly different. The first wave centered around cities resulted in a complete destruction in demand and collapse of economic output. The second wave hit cities as well as the rural heartland. However, the economic impact was muted as the economy adapted to function amidst a lockdown. Pent up demand was a key driver for economic output. With the talk of a possible 3rd wave, we anticipate the impact on the economy to be limited.

The RBI and the government have been supporting the economy through a series of economic measures and accommodative monetary policy. The budget and the RBI dividend so far have been expansionary by nature and the government borrowing program has been well supported by the RBI. With inflation levels above 5% and a possible recovery in growth we believe the RBI need not continue its accommodative policies as 'easy money' policies would be inflationary by nature.

Inflation remains a key risk to the current investment thesis purely on the back of the current commodities cycle, impact on domestic supply chains and global inflation. Strong growth in the US and Chinese markets are likely to buoy global growth. We anticipate the fed taper to follow through in the latter half of CY 22 on the back of strong inflation numbers.

Today our stance favors caution as RBI is likely to resume rate normalization over the next few months. We continue to anticipate a gradual rise in yields and a calibrated phasing out of the accommodative monetary stance. Our portfolios endeavor to play our cautious stance through carry and leverage barbell strategies across the yield curve where opportunities present themselves.

In our short and medium duration strategies we are following barbell strategies – a strategy where we mix long duration assets (8-10 year) with ultra-short assets including credits (Up to 2 years) to build a desired portfolio maturity. The ultra-short assets will help us play the reinvestment trade whilst limiting the impact of MTM as yields rise. Long bonds will likely add value in capturing higher accruals with relatively lower credit risk and lower MTM movement in the current context.

Credits remain an attractive play for investors with a 3-5-year investment horizon as an improving economic cycle and liquidity support assuage credit risk concerns especially in higher quality names. While we remain selective in our selection and rigorous in our due diligence, we believe the current environment is conducive to credit exposure.

Index Solutions

Tax Reckoner	02
Equity Outlook	04
Fixed Income Outlook	05
Index Funds	
Axis Nifty 100 Index Fund	07
ETFs	
Axis Nifty ETF	08
Axis Banking ETF	09
Axis Technology ETF	10
Axis Health Care ETF.....	11
Axis AAA Bond Plus SDL ETF	12
Axis Gold ETF	13
Axis Gold Fund	14
Scheme Returns	15
Annexure	16
Product Labelling	18

AXIS NIFTY 100 INDEX FUND

MONTHLY FACTSHEET -
30th June, 2021

(Open Ended Index Fund tracking the NIFTY 100 Index)

Investment Objective:

To provide returns before expenses that closely corresponds to the total returns of the NIFTY 100 subject to tracking errors. However, there can be no assurance that the investment objective of the Scheme will be achieved.

Type of Scheme:

An Open Ended Index Fund tracking the NIFTY 100 Index

Fund Manager:



Mr. Ashish Naik

Work experience: 13 years. He has been managing this fund since 18th October 2019.

Index Facts:

P/E Multiple :	28.83
P/B Multiple :	4.36
Dividend Yield:	1.22%

Source: www.nseindia.com

Top 10 Holdings:

Stock Name	(%) of Total AUM
Reliance Industries Limited	8.56%
HDFC Bank Limited	8.19%
Infosys Limited	7.35%
Housing Development Finance Corporation Limited	5.60%
ICICI Bank Limited	5.47%
Tata Consultancy Services Limited	4.35%
Kotak Mahindra Bank Limited	3.14%
Hindustan Unilever Limited	2.77%
Axis Bank Limited	2.36%
Larsen & Toubro Limited	2.27%

Quantitative Data:

1-year:	0.70%
Since Inception:	0.98%

(*As compared to NIFTY 100 TRI)

Tracking Error is computed using Total Returns Index for 1-Year and Since Inception Period ending June 30,2021, based on day-end and month-end NAV respectively. Scheme inception date is 18-Oct-19.

Scheme Details:

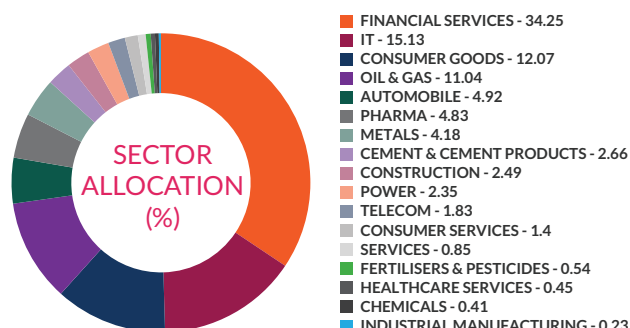
Inception Date:	18-Oct-19
AAUM for the month of June 2021 :	₹ 475.20 Cr.
AUM as on 30th June, 2021:	₹ 477.18 Cr.
Benchmark:	NIFTY 100 TRI
Load Structure:	If redeemed before 7 Day; Exit Load is 1%;
Minimum Investment:	₹ 5000 and ₹ 1 thereafter

Total Expense Ratio

Regular:	1.00%
Direct:	0.15%

Note: All expense ratios are inclusive of GST on Management Fees.

Sectoral Allocation (%)



Net Asset Value:

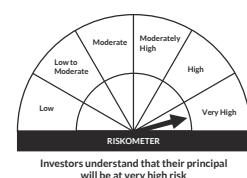
Regular Growth	₹ 13.48
Regular IDCW	₹ 13.48
Direct Growth	₹ 13.66
Direct IDCW	₹ 13.68

AXIS NIFTY 100 INDEX FUND (An Open Ended Index Fund tracking the NIFTY 100 Index)

This product is suitable for investors who are seeking*:

- Long term wealth creation solution.
- An index fund that seeks to track returns by investing in a basket of Nifty 100 Index stocks and aims to achieve returns of the stated index, subject to tracking error.

*Investors should consult their financial advisers if in doubt about whether the product is suitable for them.



AXIS NIFTY ETF

MONTHLY FACTSHEET -
30th June, 2021

(An open ended scheme replicating / tracking Nifty 50 index)

Investment Objective:

The investment objective of the Scheme is to provide returns before expenses that closely correspond to the total returns of the Nifty 50 Index subject to tracking errors. However, there is no assurance or guarantee that the investment objective of the Scheme will be achieved

Fund Manager:



Mr. Ashish Naik

Work experience: 13 years. He has been managing this fund since 3rd July 2017



Mr. Viresh Joshi

Work experience: 21 years. He has been managing this fund since 15th February 2021

Index Facts:

P/E Multiple :	28.33
P/B Multiple :	4.24
Dividend Yield:	1.26%

Source: www.nseindia.com

Top 10 Holdings:

Stock Name	(%) of Total AUM
Reliance Industries Limited	10.01%
HDFC Bank Limited	9.57%
Infosys Limited	8.59%
Housing Development Finance Corporation Limited	6.54%
ICICI Bank Limited	6.40%
Tata Consultancy Services Limited	5.08%
Kotak Mahindra Bank Limited	3.67%
Hindustan Unilever Limited	3.23%
Axis Bank Limited	2.78%
Larsen & Toubro Limited	2.66%

Quantitative Data:

Tracking Error:

1-year:	0.04%
3-Years:	0.17%

(*As compared to NIFTY 50 TRI)

Tracking Error is computed using Total Returns Index for 1-Year and 3 Year Period ending June 30,2021, based on day-end and month-end NAV respectively.

About Pricing

Details regarding the pricing calculations please log on to http://axismf.cmots.com/Creation_Unit.aspx

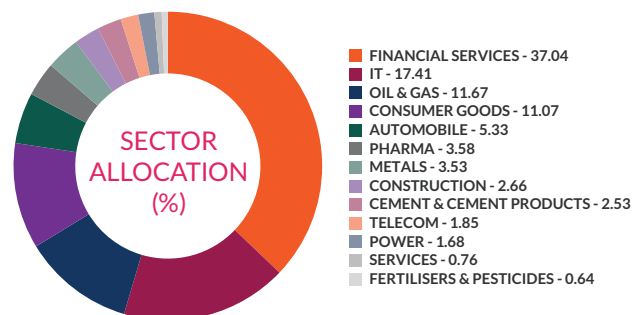
Scheme Details:

Inception Date:	03-Jul-17
AAUM for the month of June 2021 :	₹ 39.54 Cr.
AUM as on 30th June, 2021:	₹ 39.78 Cr.
Benchmark:	NIFTY 50 TRI
Underlying Index:	NIFTY 50
Exchange Listed:	NSE
Exchange Symbol/Scrip Code:	AXISNIFTY
ISIN:	INF846K01W98
Bloomberg Code:	AXSNIFT IN Equity
Creation Unit Size:	50,000 units and in multiples thereof
Entry Load:	NA
Exit Load:	Nil
Basket Size (As on 30th June, 2021):	8212655

Total Expense Ratio: 0.070%

Note: All expense ratios are inclusive of GST on Management Fees.

Sectoral Allocation (%)



Net Asset Value:

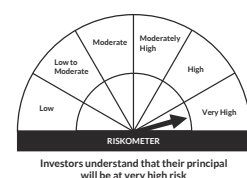
Axis Nifty ETF ₹ 164.2531

AXIS NIFTY ETF (An open ended Scheme replicating/ tracking Nifty 50 Index)

This product is suitable for investors who are seeking*:

- Capital appreciation over medium to long term.
- Investments in Equity & Equity related instruments covered by Nifty 50 Index.

*Investors should consult their financial advisers if in doubt about whether the product is suitable for them.



AXIS BANKING ETF

MONTHLY FACTSHEET -
30th June, 2021

(An Open Ended scheme replicating / tracking
NIFTY Bank Index)

Investment Objective:

The investment objective of the Scheme is to provide returns before expenses that closely correspond to the total returns of the NIFTY Bank Index subject to tracking errors. However, there is no assurance or guarantee that the investment objective of the scheme will be achieved.

Fund Manager:



Mr. Deepak Aggrawal

Work experience: 17 years. He has been managing this fund since 18th December 2020



Mr. Viresh Joshi

Work experience: 21 years. He has been managing this fund since 15th February 2021

Index Facts:

P/E Multiple :	23.75
P/B Multiple :	3.00
Dividend Yield:	0.24%

Source: www.nseindia.com

Top 10 Holdings:

Stock Name	(%) of Total AUM
HDFC Bank Limited	28.52%
ICICI Bank Limited	20.76%
Axis Bank Limited	12.06%
State Bank of India	12.00%
Kotak Mahindra Bank Limited	11.90%
IndusInd Bank Limited	5.17%
AU Small Finance Bank Limited	1.98%
Bandhan Bank Limited	1.95%
The Federal Bank Limited	1.52%
IDFC First Bank Limited	1.26%

Quantitative Data:

Tracking Error:

1-year:	N.A.
Since Inception:	0.30%

(*As compared to Nifty Bank TRI)

Tracking Error is computed using Total Returns Index for 1-Year and Since Inception Period ending June 30, 2021, based on day-end and month-end NAV respectively. Scheme inception date is 03-Nov-20.

About Pricing

Details regarding the pricing calculations please log on to <http://axismf.cmots.com/axis-banking-etf.aspx>

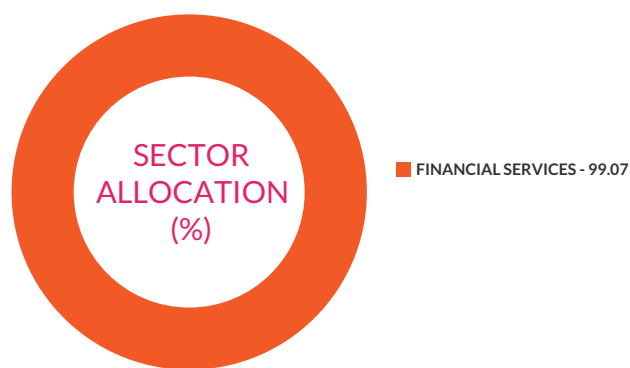
Scheme Details:

Inception Date:	03-Nov-20
AAUM for the month of June 2021 :	₹ 45.91 Cr.
AUM as on 30th June, 2021:	₹ 46.60 Cr.
Benchmark:	NIFTY Bank TRI
Underlying Index:	Nifty Bank
Exchange Listed:	NSE
Exchange Symbol/Scrip Code:	AXISBNKETF
ISIN:	INF846K01X63
Bloomberg Code:	AXSBANK IN Equity
Creation Unit Size:	10,000 units and in multiples thereof
Entry Load:	NA
Exit Load:	Nil
Basket Size (As on 30th June, 2021):	3485470

Total Expense Ratio: 0.160%

Note: All expense ratios are inclusive of GST on Management Fees.

Sectoral Allocation (%)



Net Asset Value:

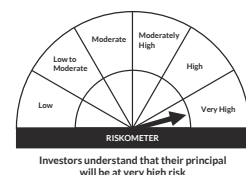
Axis Banking ETF ₹ 348.547

AXIS BANKING ETF (An Open Ended scheme replicating / tracking NIFTY Bank Index)

This product is suitable for investors who are seeking*:

- Long term wealth creation solution.
- An index fund that seeks to track returns by investing in a basket of NIFTY Bank Index stocks and aims to achieve returns of the stated index, subject to tracking error.

*Investors should consult their financial advisers if in doubt about whether the product is suitable for them.



AXIS TECHNOLOGY ETF

MONTHLY FACTSHEET -
30th June, 2021

(An Open Ended Exchange Traded Fund tracking NIFTY IT Index)

Investment Objective:

To provide returns before expenses that closely correspond to the total returns of the NIFTY IT Index subject to tracking errors. However, there is no assurance or guarantee that the investment objective of the scheme will be achieved.

Fund Manager:



Mr. Jinesh Gopani

Work experience: 19 years. He has been managing this fund since 25th March 2021



Mr. Viresh Joshi

Work experience: 21 years. He has been managing this fund since 25th March 2021

Index Facts:

P/E Multiple :	31.87
P/B Multiple :	9.11
Dividend Yield:	1.49%

Source: www.nseindia.com

Top 10 Holdings:

Stock Name	(%) of Total AUM
Infosys Limited	26.41%
Tata Consultancy Services Limited	24.45%
Wipro Limited	9.11%
Tech Mahindra Limited	9.11%
HCL Technologies Limited	8.77%
Larsen & Toubro Infotech Limited	5.07%
Mphasis Limited	4.81%
MindTree Limited	4.47%
Coforge Limited	2.42%
Oracle Financial Services Software Limited	2.32%

Quantitative Data:

Tracking Error:

1-year:	N.A.
Since Inception:	0.08%

(*As compared to Nifty IT TRI)

Tracking Error is computed using Total Returns Index for 1-Year and Since Inception Period ending June 30, 2021, based on day-end and month-end NAV respectively. Scheme inception date is 25-Mar-21.

About Pricing

Details regarding the pricing calculations please log on to <http://axismf.cmots.com/axis-technology-etf.aspx>

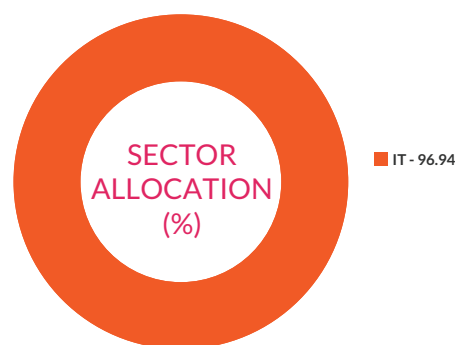
Scheme Details:

Inception Date:	25-Mar-21
AAUM for the month of June 2021 :	₹ 40.65 Cr.
AUM as on 30th June, 2021:	₹ 41.75 Cr.
Benchmark:	NIFTY IT TRI
Underlying Index:	NIFTY IT
Exchange Listed:	NSE
Exchange Symbol/Scrip Code:	AXISTECETF
ISIN:	INF846K01Y96
Bloomberg Code:	ATECHETF IN Equity
Creation Unit Size:	15,000 units and in multiples thereof
Entry Load:	NA
Exit Load:	Nil
Basket Size (As on 30th June, 2021):	4392742.5

Total Expense Ratio: 0.220%

Note: All expense ratios are inclusive of GST on Management Fees.

Sectoral Allocation (%)



Net Asset Value:

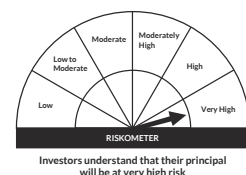
Axis Technology ETF ₹ 292.8495

AXIS TECHNOLOGY ETF (An Open Ended Exchange Traded Fund tracking NIFTY IT Index)

This product is suitable for investors who are seeking*:

- Long term wealth creation solution.
- The fund that seeks to track returns by investing in a basket of NIFTY IT Index stocks and aims to achieve returns of the stated index, subject to tracking error.

*Investors should consult their financial advisers if in doubt about whether the product is suitable for them.



AXIS HEALTHCARE ETF

MONTHLY FACTSHEET -
30th June, 2021

(An Open Ended Exchange Traded Fund tracking NIFTY Healthcare Index)

Investment Objective:

The investment objective of the Scheme is to provide returns before expenses that closely correspond to the total returns of the NIFTY Healthcare Index subject to tracking errors. However, there is no assurance or guarantee that the investment objective of the scheme will be achieved.

Fund Manager:



Mr. Jinesh Gopani

Work experience: 19 years. He has been managing this fund since 17th May 2021

Index Facts:

P/E Multiple :	39.85
P/B Multiple :	5.93
Dividend Yield:	0.46%

Source: www.nseindia.com

Top 10 Holdings:

Stock Name	(%) of Total AUM
Sun Pharmaceutical Industries Limited	14.35%
Dr. Reddy's Laboratories Limited	12.96%
Divi's Laboratories Limited	11.06%
Cipla Limited	9.72%
Apollo Hospitals Enterprise Limited	7.17%
Lupin Limited	5.44%
Aurobindo Pharma Limited	5.34%
Laurus Labs Limited	5.19%
Biocon Limited	3.55%
Cadila Healthcare Limited	3.25%

Quantitative Data:

Tracking Error:

1-year:	N.A.
Since Inception:	0.05%

(*As compared to Nifty Healthcare TRI)

Tracking Error is computed using Total Returns Index for 1-Year and Since Inception Period ending June 30,2021, based on day-end and month-end NAV respectively. Scheme inception date is 25-Mar-21.

About Pricing

Details regarding the pricing calculations please log on to <http://axismf.cmots.com/axis-healthcare-etf.aspx>

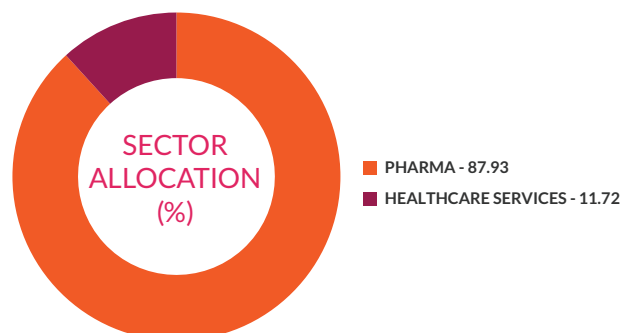
Scheme Details:

Inception Date:	17-May-21
AAUM for the month of June 2021 :	₹ 24.68 Cr.
AUM as on 31st May'21	₹ 25.53 Cr.
Benchmark:	Nifty Healthcare TRI
Underlying Index:	Nifty Healthcare
Exchange Listed:	NSE
Exchange Symbol/Scrip Code:	AXISHCETF
ISIN:	INF846K01Z12
Bloomberg Code:	AXIHETF IN Equity
Creation Unit Size:	50,000 units and in multiples thereof
Basket Size (As on 31st May 2021):	4394550
Entry Load:	NA
Exit Load:	Nil

Total Expense Ratio: 0.220%

Note: All expense ratios are inclusive of GST on Management Fees.

Sectoral Allocation (%)



Net Asset Value:

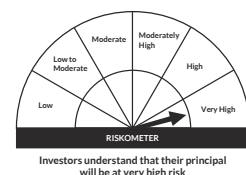
Axis Healthcare ETF ₹ 87.891

AXIS HEALTHCARE ETF (An Open Ended Exchange Traded Fund tracking NIFTY Healthcare Index)

This product is suitable for investors who are seeking*:

- Long term wealth creation solution.
- The fund that seeks to track returns by investing in a basket of NIFTY Healthcare Index stocks and aims to achieve returns of the stated index, subject to tracking error.

*Investors should consult their financial advisers if in doubt about whether the product is suitable for them.



AXIS AAA BOND PLUS SDL ETF - 2026 MATURITY

MONTHLY FACTSHEET -
30th June, 2021

(An open-ended Target Maturity Exchange Traded Fund investing predominantly in constituents of Nifty AAA Bond Plus SDL Apr 2026 50:50 Index)

Investment Objective:

To replicate Nifty AAA Bond Plus SDL Apr 2026 50:50 Index by investing in bonds of issuers rated AAA and state development loans(SDL), subject to Tracking Errors. However, there is no assurance or guarantee that the investment objective of the scheme will be achieved.

Fund Manager:



Mr. Aditya Pagaria

Work experience: 13 years. He has been managing this fund since inception.

Debt Quants:

Average Maturity	4.32 years
Modified Duration	3.55 years
Maculay Duration	3.70 years
Portfolio Yield (Yield To Maturity)	5.92%

Source: www.nseindia.com

Portfolio Holdings:

Stock Name	(%) of Total AUM
8.57% West Bengal SDL (MD 09/03/2026)	13.09%
Export Import Bank of India	10.39%
REC Limited	10.37%
Housing Development Finance Corporation Limited	10.12%
Indian Oil Corporation Limited	9.31%
8.24% Tamilnadu SDL(MD 09/09/2025)	9.27%
8.03% Uttar Pradesh SDL (MD 11/05/2026)	9.16%
7.98% Gujarat SDL(MD 11/05/2026)	8.75%
Power Finance Corporation Limited	7.62%
8.83% Uttar Pradesh SDL (MD 24/02/2026)	3.77%
8.22% Tamilnadu SDL (MD 13/05/2025)	3.69%
5.95% Tamilnadu SDL (MD 13/05/2025)	0.86%

Quantitative Data:

Tracking Error:

1-year:	NA
Since Inception:	0.79%

(*As compared to Nifty AAA Bond Plus SDL Apr 2026 50:50 Index)

Tracking Error is computed using Total Returns Index for 1-Year and Since Inception Period ending May 31,2021, based on day-end and month-end NAV respectively. Scheme inception date is 11-May-21.

About Pricing

Details regarding the pricing calculations please log on to <http://axismf.cmots.com/axis-technology-etf.aspx>

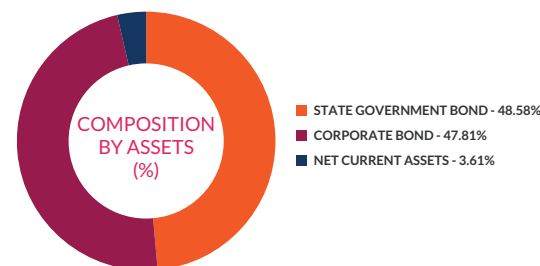
Scheme Details:

Inception Date:	11-May-21
AAUM for the month of June 2021:	₹286.42 Cr.
AUM as on 31st May'21	₹ 293.32 Cr.
Benchmark & Underlying Index:	Nifty AAA Bond Plus SDL Apr 2026
Exchange Listed:	NSE
Exchange Symbol/Scrip Code:	AXISBPSETF
ISIN:	INF846K01Z04
Bloomberg Code:	AXBPSETF
Creation Unit Size:	25,00,000 units and in multiples thereof
Basket Size (As on 31st May 2021):	25338250
Entry Load:	NA
Exit Load:	Nil

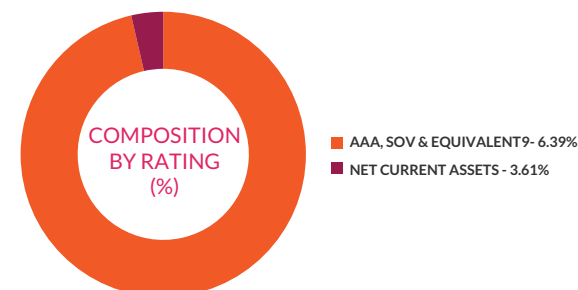
Total Expense Ratio: 0.150%

Note: All expense ratios are inclusive of GST on Management Fees.

Composition By Assets (%)



Composition By Rating (%)



Net Asset Value:

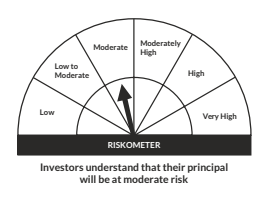
Axis AAA Bond Plus SDL ETF - 2026 Maturity ₹ 10.1353

Axis AAA Bond Plus SDL ETF - 2026 Maturity

This product is suitable for investors who are seeking*:

- Income over long term.
- Investment in AAA rated Corporate Bonds & State Development Loans (SDLs) as represented by Nifty AAA Bond Plus SDL Apr 2026 50:50 Index, subject to tracking errors.

*Investors should consult their financial advisers if in doubt about whether the product is suitable for them.



AXIS GOLD ETF

MONTHLY FACTSHEET -
30th June, 2021

(An open ended scheme replicating/tracking Domestic Price of Gold)

Investment Objective:

The investment objective of the Scheme is to generate returns that are in line with the performance of gold.

Fund Manager:



Mr. Devang Shah

Work experience: 16 years. He has been managing this fund since 7th June 2016

Portfolio Holdings:

Stock Name	(%) of Total AUM
Gold	97.96%
Debt, Cash & other current assets	2.04%

Quantitative Data:

Tracking Error:

1-year:	0.39%
3-Years:	0.47%

(*As compared to Domestic Price of Gold)

Tracking Error is computed using Total Returns Index for 1-Year and 3-Year Period ending June 30,2021, based on day-end and monthend NAV respectively.

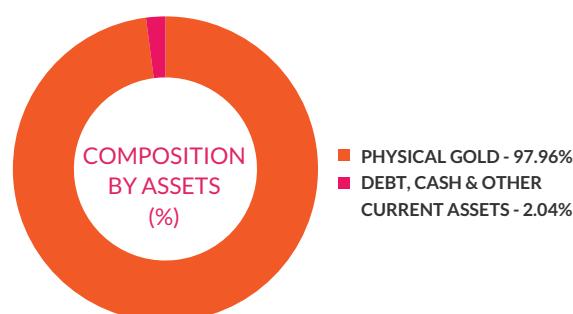
Scheme Details:

Inception Date:	10-Nov-10
AAUM for the month of June 2021:	₹ 464.48 Cr.
AUM as on 30th June, 2021:	₹ 453.06 Cr.
Benchmark:	Domestic Price of Gold
Underlying Index:	Domestic Price of Gold
Exchange Listed:	NSE, BSE
Exchange Symbol/Scrip Code:	AXISGOLD, 533570
ISIN:	INF846K01347
Bloomberg Code:	AXGOLD IN Equity
Creation Unit Size:	1,00,000 units and in multiples thereof
Entry Load:	NA
Exit Load:	Nil
Basket Size (As on 30th June, 2021):	4037740

Total Expense Ratio: 0.530%

Note: All expense ratios are inclusive of GST on Management Fees.

Composition by Assets (%)



Net Asset Value:

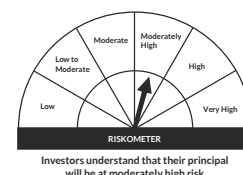
Axis Gold ETF ₹40.3774

AXIS GOLD ETF (An open ended scheme replicating/tracking Domestic Price of Gold)

This product is suitable for investors who are seeking*:

- Capital Appreciation over medium to long term.
- Invests predominantly in gold in order to generate returns similar to the performance of gold, subject to tracking error.

*Investors should consult their financial advisers if in doubt about whether the product is suitable for them.



AXIS GOLD FUND

MONTHLY FACTSHEET -
30th June, 2021

(An open ended fund of fund scheme investing in Axis Gold ETF)

Investment Objective:

To generate returns that closely correspond to returns generated by Axis Gold ETF.

Fund Manager:



Mr. Devang Shah

Work experience: 16 years. He has been managing this fund since 7th June 2016.

Portfolio Holdings:

Stock Name	(%) of Total AUM
Axis Gold ETF	98.15%
Debt, Cash & other current assets	1.85%

Quantitative Data:

Tracking Error:

1-year:	7.02%
3-Years:	10.82%

(*As compared to Domestic Price of Gold)

Tracking Error is computed using Total Returns Index for 1-Year and 3-Year Period ending June 30,2021, based on day-end and monthendNAV respectively.

Scheme Details:

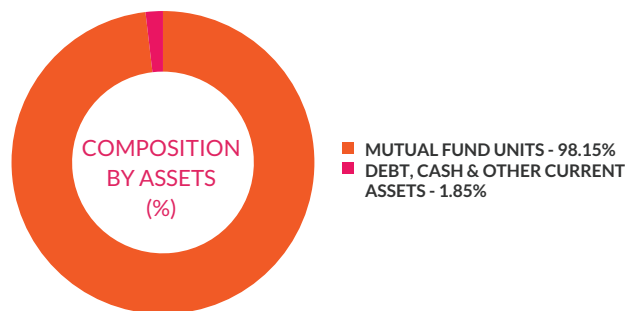
Inception Date:	20-Oct-11
AAUM for the month of June 2021:	₹ 247.74 Cr.
AUM as on 30th June, 2021:	₹ 242.09 Cr.
Benchmark:	Domestic Price of Gold
Load Structure:	If redeemed before 1 Year; Exit Load is 1%;
Minimum Investment:	₹ 5000 and ₹ 1 thereafter
Entry Load:	NA
Exit Load:	Exit Load of 1% is payable if Units are redeemed / switched-out within 1 year from the date of allotment.

Total Expense Ratio

Regular:	0.610%
Direct:	0.170%

Note: All expense ratios are inclusive of GST on Management Fees.

Composition by Assets (%)



Net Asset Value:

Regular Growth	₹ 14.3831
Regular IDCW	₹ 14.4013
Direct Growth	₹ 15.4890
Direct IDCW	₹ 15.5035

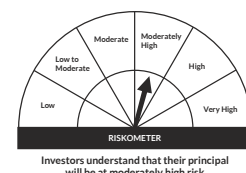
Note: Investors will be bearing the recurring expenses of the scheme, in addition to the expenses of the schemes, in which Fund of Funds schemes make investments.

AXIS GOLD FUND (An open ended fund of fund scheme investing in Axis Gold ETF)

This product is suitable for investors who are seeking*:

- Capital Appreciation over medium to long term.
- Invests predominantly in Axis Gold ETF in order to generate returns similar to the underlying fund, subject to tracking error.

*Investors should consult their financial advisers if in doubt about whether the product is suitable for them.



PERFORMANCE (AS ON 30TH JUNE, 2021)

Axis Gold Fund

	1 Year		3 Years		5 Years		Since Inception		Date of Inception
	CAGR (%)	Current Value of Investment of ₹10,000/-	CAGR (%)	Current Value of Investment of ₹10,000/-	CAGR (%)	Current Value of Investment of ₹10,000/-	CAGR (%)	Current Value of Investment of ₹10,000/-	
Axis Gold Fund - Regular Plan - Growth Option	-4.53%	9547	14.43%	14994	6.91%	13969	3.82%	14383	20-Oct-11
Domestic price of gold (Benchmark)	-2.50%	9750	14.96%	15205	7.92%	14642	5.03%	16102	
Axis Gold Fund - Direct Plan - Growth Option	-4.27%	9573	14.82%	15148	7.45%	14326	3.63%	13538	01-Jan-13
Domestic price of gold (Benchmark)	-2.50%	9750	14.96%	15205	7.92%	14642	4.30%	14304	

Past performance may or may not be sustained in future. Different plans have different expense structure. Devang Shah is managing the scheme since 7th June 2016 and he manages 20 schemes of Axis Mutual Fund. Please refer to annexure for performance of all schemes managed by the fund manager. Returns greater than 1 year period are compounded annualised (CAGR). Face Value per unit : ₹10.

Axis Gold ETF

	1 Year		3 Years		5 Years		Since Inception		Date of Inception
	CAGR (%)	Current Value of Investment of ₹10,000/-	CAGR (%)	Current Value of Investment of ₹10,000/-	CAGR (%)	Current Value of Investment of ₹10,000/-	CAGR (%)	Current Value of Investment of ₹10,000/-	
Axis Gold ETF	-4.54%	9547	14.39%	14980	6.35%	13605	6.69%	19921	10-Nov-10
Domestic price of gold (Benchmark)	-2.50%	9750	14.96%	15205	7.92%	14642	7.20%	20952	

Past performance may or may not be sustained in future. Different plans have different expense structure. Devang Shah is managing the scheme since 7th June 2016 and he manages 20 schemes of Axis Mutual Fund. Please refer to annexure for performance of all schemes managed by the fund manager. Returns greater than 1 year period are compounded annualised (CAGR). Face Value per unit : ₹10.

Axis Nifty ETF

	1 Year		3 Years		5 Years		Since Inception		Date of Inception
	CAGR (%)	Current Value of Investment of ₹10,000/-	CAGR (%)	Current Value of Investment of ₹10,000/-	CAGR (%)	Current Value of Investment of ₹10,000/-	CAGR (%)	Current Value of Investment of ₹10,000/-	
Axis Nifty ETF	54.29%	15429	14.83%	15152	NA	NA	14.65%	17268	03-Jul-17
Nifty 50 TRI Index (Benchmark)	54.58%	15458	15.00%	15220	NA	NA	14.53%	17194	
S&P BSE Sensex TRI Index (Additional Benchmark)	52.38%	15238	15.32%	15350	NA	NA	15.25%	17628	

Past performance may or may not be sustained in future. Different plans have different expense structure. Ashish Naik is managing the scheme since 3rd July 2017 and he manages 8 schemes of Axis Mutual Fund & Viresh Joshi is managing the scheme since 15th February 2021 and he manages 4 schemes of Axis Mutual Fund. Please refer to Annexure for performance of all schemes managed by the fund manager. Returns greater than 1 year period are compounded annualised (CAGR). Face Value per unit : ₹10.

Axis Nifty 100 Index Fund

	1 Year		3 Years		5 Years		Since Inception		Date of Inception
	CAGR (%)	Current Value of Investment of ₹10,000/-	CAGR (%)	Current Value of Investment of ₹10,000/-	CAGR (%)	Current Value of Investment of ₹10,000/-	CAGR (%)	Current Value of Investment of ₹10,000/-	
Axis Nifty 100 Index Fund - Regular Plan - Growth Option	51.63%	15163	NA	NA	NA	NA	19.19%	13480	18-Oct-19
NIFTY 100 Index TRI (Benchmark)	54.02%	15402	NA	NA	NA	NA	20.64%	13760	
Nifty 50 TRI (Additional Benchmark)	54.58%	15458	NA	NA	NA	NA	20.50%	13733	
Axis Nifty 100 Index Fund - Direct Plan - Growth Option	52.80%	15280	NA	NA	NA	NA	20.12%	13660	18-Oct-19
NIFTY 100 Index TRI (Benchmark)	54.02%	15402	NA	NA	NA	NA	20.64%	13760	
Nifty 50 TRI (Additional Benchmark)	54.58%	15458	NA	NA	NA	NA	20.50%	13733	

Past performance may or may not be sustained in future. Different plans have different expense structure. Ashish Naik is managing the scheme since 18th October 2019 and he manages 8 schemes of Axis Mutual Fund. Please refer to Annexure for performance of all schemes managed by the fund manager. Returns greater than 1 year period are compounded annualised (CAGR). Face Value per unit : ₹10.

Axis Banking ETF

	6 Months Returns		Since Inception		Date of Inception
	Simple Annualized (%)	Current Value of Investment of ₹10,000/-	Simple Annualized (%)	Current Value of Investment of ₹10,000/-	
Axis Banking ETF	23.65%	11120	39.44%	13944	03-Nov-20
Nifty Bank TRI	23.16%	11098	35.71%	13571	
Nifty 50 TRI Index	26.66%	11254	34.09%	13409	

Past performance may or may not be sustained in future. Different plans have different expense structure. Viresh Joshi is managing the scheme since 15th February 2021 and he manages 4 schemes of Axis Mutual Fund & Deepak Aggarwal is managing the scheme since 18th December 2020 and he manages 1 scheme of Axis Mutual Fund. Please refer to Annexure for performance of all schemes managed by the fund manager. Returns are Simple Annualized. Face Value per unit : ₹ 100.

ANNEXURE FOR RETURNS OF ALL THE SCHEMES

MONTHLY FACTSHEET -
30th June, 2021

	Date of inception	1 Year		3 Years		5 Years		Since Inception	
		CAGR (%)	Current Value of Investment of ₹ 10,000	CAGR (%)	CURRENT VALUE OF INVESTMENT OF ₹ 10,000	CAGR (%)	CURRENT VALUE OF INVESTMENT OF ₹ 10,000	CAGR (%)	Current Value Of Investment Of ₹ 10,000 Was Invested On Inception Date
TOP 3 FUNDS MANAGED BY ASHISH NAIK (TOTAL SCHEMES MANAGED : 8 SCHEMES)									
Axis Capital Builder Fund - Series 1 - Regular Plan - Growth Option	08-Mar-18	57.54%	15,754	15.89%	15,577	NA	NA	13.58%	15,250
Nifty 500 TRI (Benchmark)		60.77%	16,077	15.00%	15,220	NA	NA	14.28%	15,567
Nifty 50 TRI (Additional Benchmark)		54.58%	15,458	15.00%	15,220	NA	NA	15.28%	16,021
Axis Capital Builder Fund - Series 1 - Direct Plan - Growth Option	08-Mar-18	58.65%	15,865	16.99%	16,026	NA	NA	14.73%	15,770
Nifty 500 TRI (Benchmark)		60.77%	16,077	15.00%	15,220	NA	NA	14.28%	15,567
Nifty 50 TRI (Additional Benchmark)		54.58%	15,458	15.00%	15,220	NA	NA	15.28%	16,021
Axis Nifty ETF	03-Jul-17	54.29%	15,429	14.83%	15,152	NA	NA	14.65%	17,268
Nifty 50 TRI Index (Benchmark)		54.58%	15,458	15.00%	15,220	NA	NA	14.53%	17,194
S&P BSE Sensex TRI Index (Additional Benchmark)		52.38%	15,238	15.32%	15,350	NA	NA	15.25%	17,628
Axis Nifty 100 Index Fund - Regular Plan - Growth Option	18-Oct-19	51.63%	15,163	NA	NA	NA	NA	19.19%	13,480
NIFTY 100 Index TRI (Benchmark)		54.02%	15,402	NA	NA	NA	NA	20.64%	13,760
Nifty 50 TRI (Additional Benchmark)		54.58%	15,458	NA	NA	NA	NA	20.50%	13,733
Axis Nifty 100 Index Fund - Direct Plan - Growth Option	18-Oct-19	52.80%	15,280	NA	NA	NA	NA	20.12%	13,660
NIFTY 100 Index TRI (Benchmark)		54.02%	15,402	NA	NA	NA	NA	20.64%	13,760
Nifty 50 TRI (Additional Benchmark)		54.58%	15,458	NA	NA	NA	NA	20.50%	13,733
BOTTOM 3 FUNDS MANAGED BY ASHISH NAIK (TOTAL SCHEMES MANAGED : 8 SCHEMES)									
Axis Equity Hybrid Fund - Regular Plan - Growth Option	09-Aug-18	39.01%	13,901	NA	NA	NA	NA	12.44%	14,040
CRISIL Hybrid 35+65 - Aggressive Index (Benchmark)		37.86%	13,786	NA	NA	NA	NA	12.86%	14,191
Nifty 50 TRI (Additional Benchmark)		54.58%	15,458	NA	NA	NA	NA	12.84%	14,183
Axis Equity Hybrid Fund - Direct Plan - Growth Option	09-Aug-18	41.10%	14,110	NA	NA	NA	NA	14.14%	14,660
CRISIL Hybrid 35+65 - Aggressive Index (Benchmark)		37.86%	13,786	NA	NA	NA	NA	12.86%	14,191
Nifty 50 TRI (Additional Benchmark)		54.58%	15,458	NA	NA	NA	NA	12.84%	14,183
Axis Triple Advantage Fund - Regular Plan - Growth Option	23-Aug-10	38.74%	13,874	14.48%	15,014	11.43%	17,186	9.86%	27,755
65% of Nifty 50 TRI + 20% of NIFTY Composite Debt Index + 15% of INR Price of Gold (Benchmark)		34.35%	13,435	14.75%	15,123	13.18%	18,578	10.85%	30,602
Nifty 50 TRI Index (Additional Benchmark)		54.58%	15,458	15.00%	15,220	15.08%	20,191	11.42%	32,368
"Axis Triple Advantage Fund - Direct Plan - Growth Option"	01-Jan-13	40.96%	14,096	16.00%	15,620	12.85%	18,309	10.91%	24,112
65% of Nifty 50 TRI + 20% of NIFTY Composite Debt Index + 15% of INR Price of Gold (Benchmark)		34.35%	13,435	14.75%	15,123	13.18%	18,578	11.64%	25,489
Nifty 50 TRI Index (Additional Benchmark)		54.58%	15,458	15.00%	15,220	15.08%	20,191	13.51%	29,351
Axis Regular Saver Fund - Regular Plan - Growth Option	16-Jul-10	16.12%	11,612	7.32%	12,365	7.25%	14,195	7.95%	23,140
NIFTY 50 Hybrid Short Duration Debt 25:75 Index (Benchmark)		16.77%	11,677	10.71%	13,578	10.00%	16,113	9.49%	27,012
NIFTY 10 yr Benchmark G-Sec (Additional Benchmark)		3.99%	10,399	9.12%	13,000	7.07%	14,077	6.98%	20,954
Axis Regular Saver Fund - Direct Plan - Growth Option	04-Jan-13	17.42%	11,742	8.39%	12,741	8.45%	15,006	9.61%	21,801
NIFTY 50 Hybrid Short Duration Debt 25:75 Index (Benchmark)		16.77%	11,677	10.71%	13,578	10.00%	16,113	9.85%	22,205
NIFTY 10 yr Benchmark G-Sec (Additional Benchmark)		3.99%	10,399	9.12%	13,000	7.07%	14,077	7.10%	17,904
TOP 3 FUNDS MANAGED BY DEVANG SHAH (TOTAL SCHEMES MANAGED : 20 SCHEMES)									
Axis Regular Saver Fund - Regular Plan - Growth Option	16-Jul-10	16.12%	11,612	7.32%	12,365	7.25%	14,195	7.95%	23,140
NIFTY 50 Hybrid Short Duration Debt 25:75 Index (Benchmark)		16.77%	11,677	10.71%	13,578	10.00%	16,113	9.49%	27,012
NIFTY 10 yr Benchmark G-Sec (Additional Benchmark)		3.99%	10,399	9.12%	13,000	7.07%	14,077	6.98%	20,954
Axis Regular Saver Fund - Direct Plan - Growth Option	04-Jan-13	17.42%	11,742	8.39%	12,741	8.45%	15,006	9.61%	21,801
NIFTY 50 Hybrid Short Duration Debt 25:75 Index (Benchmark)		16.77%	11,677	10.71%	13,578	10.00%	16,113	9.85%	22,205
NIFTY 10 yr Benchmark G-Sec (Additional Benchmark)		3.99%	10,399	9.12%	13,000	7.07%	14,077	7.10%	17,904
Axis Fixed Term Plan - Series 96 (1124D) - Regular Plan - Growth	03-Sep-18	8.78%	10,878	NA	NA	NA	NA	5.35%	11,586
50% CRISIL Composite Bond Fund Index + 50% CRISIL Short Term Bond Fund Index (Benchmark)		28.36%	12,836	NA	NA	NA	NA	12.42%	13,919
NIFTY 10 yr Benchmark G-Sec (Additional Benchmark)		3.99%	10,399	NA	NA	NA	NA	9.45%	12,904
Axis Fixed Term Plan - Series 96 (1124D) - Direct Plan - Growth	03-Sep-18	9.10%	10,910	NA	NA	NA	NA	5.65%	11,680
50% CRISIL Composite Bond Fund Index + 50% CRISIL Short Term Bond Fund Index (Benchmark)		28.36%	12,836	NA	NA	NA	NA	12.42%	13,919
NIFTY 10 yr Benchmark G-Sec (Additional Benchmark)		3.99%	10,399	NA	NA	NA	NA	9.45%	12,904
Axis Fixed Term Plan - Series 97 (1116D) - Regular Plan - Growth	11-Sep-18	8.33%	10,833	NA	NA	NA	NA	6.46%	11,917
50% CRISIL Composite Bond Fund Index + 50% CRISIL Short Term Bond Fund Index (Benchmark)		28.36%	12,836	NA	NA	NA	NA	13.21%	14,158
NIFTY 10 yr Benchmark G-Sec (Additional Benchmark)		3.99%	10,399	NA	NA	NA	NA	9.92%	13,037
Axis Fixed Term Plan - Series 97 (1116D) - Direct Plan - Growth	11-Sep-18	8.54%	10,854	NA	NA	NA	NA	6.66%	11,982
50% CRISIL Composite Bond Fund Index + 50% CRISIL Short Term Bond Fund Index (Benchmark)		28.36%	12,836	NA	NA	NA	NA	13.21%	14,158
NIFTY 10 yr Benchmark G-Sec (Additional Benchmark)		3.99%	10,399	NA	NA	NA	NA	9.92%	13,037
BOTTOM 3 FUNDS MANAGED BY DEVANG SHAH (TOTAL SCHEMES MANAGED : 20 SCHEMES)									
Axis Arbitrage Fund - Regular Plan - Growth Option	14-Aug-14	3.15%	10,315	4.96%	11,566	5.45%	13,041	5.87%	14,810
Nifty 50 Arbitrage Index (Benchmark)		3.51%	10,351	4.69%	11,476	4.75%	12,610	5.45%	14,409
NIFTY 1 Year T-Bill Index (Additional Benchmark)		3.87%	10,387	6.57%	12,106	6.57%	13,750	7.06%	15,993
Axis Arbitrage Fund - Direct Plan - Growth Option	14-Aug-14	3.93%	10,393	5.74%	11,825	6.27%	13,553	6.71%	15,640
Nifty 50 Arbitrage Index (Benchmark)		3.51%	10,351	4.69%	11,476	4.75%	12,610	5.45%	14,409
NIFTY 1 Year T-Bill Index (Additional Benchmark)		3.87%	10,387	6.57%	12,106	6.57%	13,750	7.06%	15,993
Axis Gold Fund - Regular Plan - Growth Option	20-Oct-11	-4.53%	9,547	14.43%	14,994	6.91%	13,969	3.82%	14,383
Domestic price of gold (Benchmark)		-2.50%	9,750	14.96%	15,205	7.92%	14,642	5.03%	16,102
Axis Gold Fund - Direct Plan - Growth Option		01-Jan-13	-4.27%	9,573	14.82%	15,148	7.45%	14,326	3.63%
Domestic price of gold (Benchmark)	-2.50%		9,750	14.96%	15,205	7.92%	14,642	4.30%	14,304
Axis Gold ETF	10-Nov-10		-4.54%	9,547	14.39%	14,980	6.35%	13,605	6.69%
Domestic price of gold (Benchmark)		-2.50%	9,750	14.96%	15,205	7.92%	14,642	7.20%	20,952
Axis Gold Fund - Direct Plan - Growth Option									
TOP 3 FUNDS MANAGED BY JINESH GOPANI (TOTAL SCHEMES MANAGED : 9 SCHEMES)									
Axis Growth Opportunities Fund - Regular Plan - Growth Option	22-Oct-18	67.00%	16,700	NA	NA	NA	NA	25.87%	18,570
NIFTY Large Midcap 250 TRI (Benchmark)		67.87%	16,787	NA	NA	NA	NA	21.51%	16,890
Nifty 50 TRI (Additional Benchmark)		54.58%	15,458	NA	NA	NA	NA	18.68%	15,851
Axis Growth Opportunities Fund - Direct Plan - Growth Option	22-Oct-18	69.57%	16,957	NA	NA	NA	NA	28.05%	19,450
NIFTY Large Midcap 250 TRI (Benchmark)		67.87%	16,787	NA	NA	NA	NA	21.51%	16,890
Nifty 50 TRI (Additional Benchmark)		54.58%	15,458	NA	NA	NA	NA	18.68%	15,851
Axis Long Term Equity Fund - Regular Plan - Growth Option	29-Dec-09	53.58%	15,358	15.66%	15,485	16.15%	21,147	17.91%	66,591
S&P BSE 200 TRI (Benchmark)		58.77%	15,877	15.40%	15,382	15.63%	20,678	11.98%	36,760
Nifty 50 TRI (Additional Benchmark)		54.58%	15,458	15.00%	15,220	15.08%	20,191	11.46%	34,866
Axis Long Term Equity Fund - Direct Plan - Growth Option	01-Jan-13	54.92%	15,492	16.70%	15,905	17.28%	22,196	20.52%	48,859
S&P BSE 200 TRI (Benchmark)		58.77%	15,877	15.40%	15,382	15.63%	20,678	14.36%	31,280
Nifty 50 TRI (Additional Benchmark)		54.58%	15,458	15.00%	15,220	15.08%	20,191	13.51%	29,351
Axis Focused 25 Fund - Regular Plan - Growth Option	29-Jun-12	52.43%	15,243	14.51%	15,026	17.49%	22,399	17.01%	41,170
Nifty 50 TRI Index (Benchmark)		54.58%	15,458	15.00%	15,220	15.08%	20,191	14.27%	33,254
S&P BSE Sensex TRI Index (Additional Benchmark)		52.38%	15,238	15.32%	15,350	15.58%	20,638	14.55%	33,992
Axis Focused 25 Fund - Direct Plan - Growth Option	01-Jan-13	54.31%	15,431	15.93%	15,595	18.92%	23,790	17.41%	39,134
Nifty 50 TRI Index (Benchmark)		54.58%	15,458	15.00%	15,220	15.08%	20,191	13.51%	29,351
S&P BSE Sensex TRI Index (Additional Benchmark)		52.38%	15,238	15.32%	15,350	15.58%	20,638	13.82%	30,051

ANNEXURE FOR RETURNS OF ALL THE SCHEMES

MONTHLY FACTSHEET -
30th June, 2021

	Date of inception	1 Year		3 Years		5 Years		Since Inception	
		CAGR (%)	Current Value of Investment of ₹ 10,000	CAGR (%)	CURRENT VALUE OF INVESTMENT OF ₹ 10,000	CAGR (%)	CURRENT VALUE OF INVESTMENT OF ₹ 10,000	CAGR (%)	Current Value Of Investment Of ₹ 10,000 Was Invested On Inception Date
BOTTOM 3 FUNDS MANAGED BY JINESH GOPANI (TOTAL SCHEMES MANAGED : 9 SCHEMES)									
Axis Retirement Savings Fund - Aggressive Plan - Regular Plan - Growth Option	20-Dec-19	35.89%	13,589	NA	NA	NA	NA	17.28%	12,760
NIFTY 50 Hybrid Composite Debt 70:30 Index (Benchmark)		38.39%	13,839	NA	NA	NA	NA	17.26%	12,756
Nifty 50 TRI (Additional Benchmark)		54.58%	15,458	NA	NA	NA	NA	18.95%	13,039
Axis Retirement Savings Fund - Aggressive Plan - Direct Plan - Growth Option	20-Dec-19	38.19%	13,819	NA	NA	NA	NA	19.32%	13,100
NIFTY 50 Hybrid Composite Debt 70:30 Index (Benchmark)		38.39%	13,839	NA	NA	NA	NA	17.26%	12,756
Nifty 50 TRI (Additional Benchmark)		54.58%	15,458	NA	NA	NA	NA	18.95%	13,039
Axis Retirement Savings Fund - Dynamic Plan - Regular Plan - Growth Option	20-Dec-19	33.78%	13,378	NA	NA	NA	NA	18.18%	12,910
NIFTY 50 Hybrid Composite Debt 65:35 Index (Benchmark)		35.83%	13,583	NA	NA	NA	NA	16.86%	12,690
Nifty 50 TRI (Additional Benchmark)		54.58%	15,458	NA	NA	NA	NA	18.95%	13,039
Axis Retirement Savings Fund - Dynamic Plan - Direct Plan - Growth Option	20-Dec-19	36.24%	13,624	NA	NA	NA	NA	20.33%	13,270
NIFTY 50 Hybrid Composite Debt 65:35 Index (Benchmark)		35.83%	13,583	NA	NA	NA	NA	16.86%	12,690
Nifty 50 TRI (Additional Benchmark)		54.58%	15,458	NA	NA	NA	NA	18.95%	13,039
Axis Retirement Savings Fund - Conservative Plan - Regular Plan - Growth Option	20-Dec-19	18.32%	11,832	NA	NA	NA	NA	12.81%	12,024
NIFTY 50 Hybrid Short Duration Debt 25:75 Index (Benchmark)		16.77%	11,677	NA	NA	NA	NA	11.62%	11,829
NIFTY 10 yr Benchmark G-Sec (Additional Benchmark)		3.99%	10,399	NA	NA	NA	NA	7.12%	11,109
Axis Retirement Savings Fund - Conservative Plan - Direct Plan - Growth Option	20-Dec-19	20.43%	12,043	NA	NA	NA	NA	14.84%	12,356
NIFTY 50 Hybrid Short Duration Debt 25:75 Index (Benchmark)		16.77%	11,677	NA	NA	NA	NA	11.62%	11,829
NIFTY 10 yr Benchmark G-Sec (Additional Benchmark)		3.99%	10,399	NA	NA	NA	NA	7.12%	11,109
FUNDS MANAGED BY VIRESH JOSHI (TOTAL SCHEMES MANAGED : 4 SCHEMES)									
Axis Nifty ETF	03-Jul-17	54.29%	15,429	14.83%	15,152	NA	NA	14.65%	17,268
Nifty 50 TRI Index (Benchmark)		54.58%	15,458	15.00%	15,220	NA	NA	14.53%	17,194
S&P BSE Sensex TRI Index (Additional Benchmark)		52.38%	15,238	15.32%	15,350	NA	NA	15.25%	17,628
Axis Arbitrage Fund - Regular Plan - Growth Option	14-Aug-14	3.15%	10,315	4.96%	11,566	5.45%	13,041	5.87%	14,810
Nifty 50 Arbitrage Index (Benchmark)		3.51%	10,351	4.69%	11,476	4.75%	12,610	5.45%	14,409
NIFTY 1 Year T-Bill Index (Additional Benchmark)		3.87%	10,387	6.57%	12,106	6.57%	13,750	7.06%	15,993
Axis Arbitrage Fund - Direct Plan - Growth Option	14-Aug-14	3.93%	10,393	5.74%	11,825	6.27%	13,553	6.71%	15,640
Nifty 50 Arbitrage Index (Benchmark)		3.51%	10,351	4.69%	11,476	4.75%	12,610	5.45%	14,409
NIFTY 1 Year T-Bill Index (Additional Benchmark)		3.87%	10,387	6.57%	12,106	6.57%	13,750	7.06%	15,993
TOP 3 FUNDS MANAGED BY ADITYA PAGARIA (TOTAL SCHEMES MANAGED : 8 SCHEMES)									
Axis Equity Advantage Fund - Series 1 - Regular Plan - Growth Option	25-May-17	34.94%	13,494	11.91%	14,023	NA	NA	11.66%	15,720
75% Nifty 50 TRI + 25% Crisil Composite Bond Fund Index (Benchmark)		40.68%	14,068	14.19%	14,899	NA	NA	13.23%	16,647
Nifty 50 TRI (Additional Benchmark)		54.58%	15,458	15.00%	15,220	NA	NA	14.55%	17,457
Axis Equity Advantage Fund - Series 1 - Direct Plan - Growth Option	25-May-17	36.08%	13,608	13.04%	14,453	NA	NA	13.02%	16,520
75% Nifty 50 TRI + 25% Crisil Composite Bond Fund Index (Benchmark)		40.68%	14,068	14.19%	14,899	NA	NA	13.23%	16,647
Nifty 50 TRI (Additional Benchmark)		54.58%	15,458	15.00%	15,220	NA	NA	14.55%	17,457
Axis Banking & PSU Debt Fund - Regular Plan - Growth Option	08-Jun-12	4.86%	10,486	8.84%	12,899	8.06%	14,734	8.42%	20,815
NIFTY Banking & PSU Debt Index (Benchmark)		5.52%	10,552	8.62%	12,820	7.63%	14,448	8.34%	20,676
NIFTY 10 yr Benchmark G-Sec (Additional Benchmark)		3.99%	10,399	9.12%	13,000	7.07%	14,077	7.36%	19,031
Axis Banking & PSU Debt Fund - Direct Plan - Growth Option	01-Jan-13	5.18%	10,518	9.16%	13,013	8.33%	14,926	8.60%	20,154
NIFTY Banking & PSU Debt Index (Benchmark)		5.52%	10,552	8.62%	12,820	7.63%	14,448	8.18%	19,508
NIFTY 10 yr Benchmark G-Sec (Additional Benchmark)		3.99%	10,399	9.12%	13,000	7.07%	14,077	7.15%	17,989
Axis Treasury Advantage Fund - Regular Plan - Growth Option	09-Oct-09	4.68%	10,468	7.29%	12,357	7.14%	14,122	7.84%	24,254
NIFTY Low Duration Debt Index (Benchmark)		4.63%	10,463	6.94%	12,233	6.99%	14,018	7.92%	24,451
NIFTY 1 Year T-Bill Index (Additional Benchmark)		3.87%	10,387	6.57%	12,106	6.57%	13,750	6.73%	21,470
Axis Treasury Advantage Fund - Retail Plan - Growth Option	02-Mar-10	4.68%	10,468	7.36%	12,380	6.98%	14,015	7.52%	22,329
NIFTY Low Duration Debt Index (Benchmark)		4.63%	10,463	6.94%	12,233	6.99%	14,018	8.00%	23,918
NIFTY 1 Year T-Bill Index (Additional Benchmark)		3.87%	10,387	6.57%	12,106	6.57%	13,750	6.83%	21,159
Axis Treasury Advantage Fund - Direct Plan - Growth Option	01-Jan-13	5.01%	10,501	7.66%	12,484	7.59%	14,417	8.27%	19,643
NIFTY Low Duration Debt Index (Benchmark)		4.63%	10,463	6.94%	12,233	6.99%	14,018	7.76%	18,874
NIFTY 1 Year T-Bill Index (Additional Benchmark)		3.87%	10,387	6.57%	12,106	6.57%	13,750	7.15%	17,990
BOTTOM 3 FUNDS MANAGED BY ADITYA PAGARIA (TOTAL SCHEMES MANAGED : 8 SCHEMES)									
Axis Ultra Short Term Fund - Regular Plan - Growth Option	10-Sep-18	3.82%	10,382	NA	NA	NA	NA	6.06%	11,793
NIFTY Ultra Short Duration Debt Index (Benchmark)		4.05%	10,405	NA	NA	NA	NA	6.42%	11,908
NIFTY 1 Year T-Bill Index (Additional Benchmark)		3.87%	10,387	NA	NA	NA	NA	6.57%	11,954
Axis Ultra Short Term Fund - Direct Plan - Growth Option	10-Sep-18	4.75%	10,475	NA	NA	NA	NA	7.00%	12,091
NIFTY Ultra Short Duration Debt Index (Benchmark)		4.05%	10,405	NA	NA	NA	NA	6.42%	11,908
NIFTY 1 Year T-Bill Index (Additional Benchmark)		3.87%	10,387	NA	NA	NA	NA	6.57%	11,954
Axis Liquid Fund - Regular Plan - Growth Option	09-Oct-09	3.20%	10,320	5.43%	11,719	6.03%	13,404	7.32%	22,908
Nifty Liquid Index (Benchmark)		3.45%	10,345	5.39%	11,708	5.94%	13,343	7.27%	22,778
NIFTY 1 Year T-Bill Index (Additional Benchmark)		3.87%	10,387	6.57%	12,104	6.57%	13,750	6.73%	21,470
Axis Liquid Fund - Retail Plan - Growth Option	02-Mar-10	2.68%	10,268	4.91%	11,547	5.49%	13,062	6.94%	21,398
Nifty Liquid Index (Benchmark)		3.45%	10,345	5.39%	11,708	5.94%	13,343	7.41%	22,477
NIFTY 1 Year T-Bill Index (Additional Benchmark)		3.87%	10,387	6.57%	12,104	6.57%	13,750	6.83%	21,159
Axis Liquid Fund - Direct Plan - Growth Option	01-Jan-13	3.27%	10,327	5.49%	11,740	6.10%	13,447	7.22%	18,090
Nifty Liquid Index (Benchmark)		3.45%	10,345	5.39%	11,708	5.94%	13,343	7.06%	17,855
NIFTY 1 Year T-Bill Index (Additional Benchmark)		3.87%	10,387	6.57%	12,104	6.57%	13,750	7.15%	17,990
Axis Overnight Fund - Regular Plan - Growth Option	15-Mar-19	3.07%	10,307	NA	NA	NA	NA	4.04%	10,951
NIFTY 1D Rate Index (Benchmark)		3.18%	10,318	NA	NA	NA	NA	4.11%	10,970
NIFTY 1 Year T-Bill Index (Additional Benchmark)		3.87%	10,387	NA	NA	NA	NA	5.89%	11,405
Axis Overnight Fund - Direct Plan - Growth Option	15-Mar-19	3.12%	10,312	NA	NA	NA	NA	4.10%	10,966
NIFTY 1D Rate Index (Benchmark)		3.18%	10,318	NA	NA	NA	NA	4.11%	10,970
NIFTY 1 Year T-Bill Index (Additional Benchmark)		3.87%	10,387	NA	NA	NA	NA	5.89%	11,405

PRODUCT LABELLING

<p>AXIS BANKING ETF (An Open Ended scheme replicating / tracking NIFTY Bank Index)</p> <p>This product is suitable for investors who are seeking*</p> <ul style="list-style-type: none"> • Long term wealth creation solution • An index fund that seeks to track returns by investing in a basket of NIFTY Bank Index stocks and aims to achieve returns of the stated index, subject to tracking error
<p>AXIS BLUECHIP FUND (An Open-Ended Equity Scheme Predominantly Investing In Large Cap Stocks)</p> <p>This product is suitable for investors who are seeking*</p> <ul style="list-style-type: none"> • Capital appreciation over long term • Investment in a diversified portfolio predominantly consisting of equity and equity related instruments of large cap companies
<p>AXIS CAPITAL BUILDER FUND - SERIES 1 (A close ended equity scheme investing across large caps, mid caps and small cap stocks)</p> <p>This product is suitable for investors who are seeking*</p> <ul style="list-style-type: none"> • Capital appreciation over long term • Investment in a diversified portfolio of predominantly equity and equity related instruments across market capitalisation.
<p>AXIS CAPITAL BUILDER FUND - SERIES 4 (A close ended equity scheme investing across large caps, mid caps and small cap stocks)</p> <p>This product is suitable for investors who are seeking*</p> <ul style="list-style-type: none"> • Capital appreciation over long term • Investment in a diversified portfolio of predominantly equity and equity related instruments across market capitalisation.
<p>AXIS CHILDRENS GIFT FUND (An Open Ended Fund, For Investment For Children, Having A Lock-In Of 5 Years Or Till The Child Attains Age Of Majority (Whichever is Earlier))</p> <p>This product is suitable for investors who are seeking*</p> <ul style="list-style-type: none"> • Capital appreciation & generating income over long term • Investment in debt and money market instruments as well as equity and equity related instruments
<p>AXIS EQUITY ADVANTAGE FUND - SERIES 1 (A close-ended Equity Scheme)</p> <p>This product is suitable for investors who are seeking*</p> <ul style="list-style-type: none"> • Capital appreciation over medium to long term. • Investment in a diversified portfolio of predominantly equity and equity related instruments across market cap while managing risk through active hedging strategies
<p>AXIS EQUITY HYBRID FUND (An open-ended hybrid scheme investing predominantly in equity and equity related instruments)</p> <p>This product is suitable for investors who are seeking*</p> <ul style="list-style-type: none"> • Capital appreciation along with generation of income over medium to long term. • Investment in equity and equity related instruments as well as debt and money market instruments.
<p>AXIS ESG EQUITY FUND (An open-ended equity scheme investing in companies demonstrating sustainable practices across Environment, Social and Governance (ESG) theme)</p> <p>This product is suitable for investors who are seeking*</p> <ul style="list-style-type: none"> • Capital appreciation over long term • Investments in companies demonstrating sustainable practices across Environment, Social and Governance (ESG) parameters.
<p>AXIS FLEXI CAP FUND (An Open Ended Dynamic Equity scheme investing across Large cap, Mid cap, Small cap stocks)</p> <p>This product is suitable for investors who are seeking*</p> <ul style="list-style-type: none"> • Capital appreciation over medium to long term • Investment in a dynamic mix of equity and equity related instruments across market capitalization.
<p>AXIS FOCUSED 25 FUND (An open ended equity scheme investing in maximum 25 stocks investing in large cap, mid cap and small cap companies)</p> <p>This product is suitable for investors who are seeking*</p> <ul style="list-style-type: none"> • Capital appreciation over long term • Investment in a concentrated portfolio of equity & equity related instruments of up to 25 companies
<p>AXIS GLOBAL EQUITY ALPHA FUND OF FUND (An open ended fund of fund scheme investing in Schroder International Selection Fund Global Equity Alpha)</p> <p>This product is suitable for investors who are seeking*</p> <ul style="list-style-type: none"> • Capital appreciation over long term • Investment in Schroder International Selection Fund Global Equity Alpha, an equity fund that aims to provide capital growth by investing in equity and equity related securities of companies worldwide.
<p>AXIS GLOBAL INNOVATION FUND OF FUND (An open ended fund of fund scheme investing in Schroder International Selection Fund Global Disruption)</p> <p>This product is suitable for investors who are seeking*</p> <ul style="list-style-type: none"> • Capital appreciation over long term • Investment in Schroder International Selection Fund Global Disruption, an equity fund that aims to provide capital growth by investing companies worldwide which benefit from disruption.
<p>AXIS GREATER CHINA EQUITY FUND OF FUND (An open ended fund of fund scheme investing in Schroder International Selection Fund Greater China)</p> <p>This product is suitable for investors who are seeking*</p> <ul style="list-style-type: none"> • Capital appreciation over long term • Investment in Schroder International Selection Fund Greater China, a fund that aims to provide capital growth by investing in equity and equity related securities of People's Republic of China, Hong Kong SAR and Taiwan companies.
<p>AXIS GROWTH OPPORTUNITIES FUND (An open-ended equity scheme investing in both large cap and mid cap stocks)</p> <p>This product is suitable for investors who are seeking*</p> <ul style="list-style-type: none"> • Capital appreciation over long term • investment in a diversified portfolio predominantly consisting of equity and equity related instruments both in India as well as overseas.



PRODUCT LABELLING

<p>AXIS HEALTHCARE ETF (An Open Ended Exchange Traded Fund tracking NIFTY Healthcare Index)</p> <p>This product is suitable for investors who are seeking*</p> <ul style="list-style-type: none"> • Long term wealth creation solution • The Fund that seeks to track returns by investing in a basket of NIFTY Healthcare Index stocks and aims to achieve returns of the stated index, subject to tracking error 	
<p>AXIS LONG TERM EQUITY FUND (An Open-Ended Equity Linked Savings Scheme With A Statutory Lock In Of 3 Years And Tax Benefit)</p> <p>This product is suitable for investors who are seeking*</p> <ul style="list-style-type: none"> • Capital appreciation & generating income over long term • Investment in a diversified portfolio predominantly consisting of equity and equity related instruments. 	
<p>AXIS MIDCAP FUND (An Open Ended Equity Scheme Predominantly Investing In Mid Cap Stocks)</p> <p>This product is suitable for investors who are seeking*</p> <ul style="list-style-type: none"> • Capital appreciation over long term • Investing predominantly in equity & equity related instruments of Mid Cap companies. 	
<p>AXIS NIFTY 100 INDEX FUND (An Open Ended Index Fund tracking the NIFTY 100 Index)</p> <p>This product is suitable for investors who are seeking*</p> <ul style="list-style-type: none"> • Long term wealth creation solution • An index fund that seeks to track returns by investing in a basket of Nifty 100 Index stocks and aims to achieve returns of the stated index, subject to tracking error 	
<p>AXIS NIFTY ETF (An open ended scheme replicating / tracking Nifty 50 index)</p> <p>This product is suitable for investors who are seeking*</p> <ul style="list-style-type: none"> • Capital appreciation over medium to long term • Investments in Equity & Equity related instruments covered by Nifty 50 Index 	
<p>AXIS RETIREMENT SAVINGS FUND - AGGRESSIVE PLAN (An open-ended retirement solution oriented scheme having a lock-in of 5 years or till retirement age (whichever is earlier))</p> <p>This product is suitable for investors who are seeking*</p> <ul style="list-style-type: none"> • Capital appreciation over long term • Investment primarily in equity and equity related instruments 	
<p>AXIS RETIREMENT SAVINGS FUND - DYNAMIC PLAN (An open-ended retirement solution oriented scheme having a lock-in of 5 years or till retirement age (whichever is earlier))</p> <p>This product is suitable for investors who are seeking*</p> <ul style="list-style-type: none"> • Capital appreciation and income generation over long term • Investment in equity and equity related instruments as well as debt and money market instruments while managing risk through active asset allocation 	
<p>AXIS SMALL CAP FUND (An open ended equity scheme predominantly investing in small cap stocks)</p> <p>This product is suitable for investors who are seeking*</p> <ul style="list-style-type: none"> • Capital appreciation over long term • investment in a diversified portfolio predominantly consisting of equity and equity related instruments of small cap companies 	
<p>AXIS SPECIAL SITUATIONS FUND (An open ended equity scheme following special situations theme)</p> <p>This product is suitable for investors who are seeking*</p> <ul style="list-style-type: none"> • Capital appreciation over long term • Investment in stocks based on special situations theme. 	
<p>AXIS TECHNOLOGY ETF (An Open Ended Exchange Traded Fund tracking NIFTY IT Index)</p> <p>This product is suitable for investors who are seeking*</p> <ul style="list-style-type: none"> • Long term wealth creation solution. • The fund that seeks to track returns by investing in a basket of NIFTY IT Index stocks and aims to achieve returns of the stated index, subject to tracking error 	
<p>AXIS TRIPLE ADVANTAGE FUND (An Open Ended Scheme Investing In Equity, Debt And Gold)</p> <p>This product is suitable for investors who are seeking*</p> <ul style="list-style-type: none"> • Capital appreciation & generating income over long term • Investment in a diversified portfolio of equity and equity related instruments, fixed income instruments & gold exchange traded funds 	
<p>AXIS CREDIT RISK FUND (An Open Ended Debt Scheme Predominantly Investing In AA And Below Rated Corporate Bonds (Excluding AA+ Rated Corporate Bonds))</p> <p>This product is suitable for investors who are seeking*</p> <ul style="list-style-type: none"> • Stable returns in the short to medium term • Investment in debt and money market instruments across the yield curve and credit spectrum 	
<p>AXIS DYNAMIC EQUITY FUND (An Open Ended Dynamic Asset Allocation Fund)</p> <p>This product is suitable for investors who are seeking*</p> <ul style="list-style-type: none"> • Capital appreciation & generating income over medium to long term • Investment in equity and equity related instruments as well as debt and money market instruments while managing risk through active asset allocation 	
<p>AXIS RETIREMENT SAVINGS FUND - CONSERVATIVE PLAN (An open-ended retirement solution oriented scheme having a lock-in of 5 years or till retirement age (whichever is earlier))</p> <p>This product is suitable for investors who are seeking*</p> <ul style="list-style-type: none"> • Capital appreciation and income generation over long term • Investments in debt and money market instruments as well as equity and equity related instruments 	
<p>AXIS EQUITY SAVER FUND (An Open Ended Scheme Investing In Equity, Arbitrage And Debt)</p> <p>This product is suitable for investors who are seeking*</p> <ul style="list-style-type: none"> • Capital Appreciation while generating income over medium to long term • Provide capital appreciation and income distribution to the investors by using equity and equity related instruments, arbitrage opportunities and investments in debt and money market instruments 	
<p>AXIS GOLD ETF (An open ended scheme replicating/tracking Domestic Price of Gold)</p> <p>This product is suitable for investors who are seeking*</p> <ul style="list-style-type: none"> • Capital Appreciation over medium to long term • Invests predominantly in gold in order to generate returns similar to the performance of gold, subject to tracking error 	
<p>AXIS GOLD FUND (An open ended fund of fund scheme investing in Axis Gold ETF)</p> <p>This product is suitable for investors who are seeking*</p> <ul style="list-style-type: none"> • Capital Appreciation over medium to long term • Invests predominantly in Axis Gold ETF in order to generate returns similar to the underlying fund, subject to tracking error 	



Investors understand that their principal will be at Very High Risk





Investors understand that their principal will be at High Risk




Investors understand that their principal will be at Moderately High Risk

PRODUCT LABELLING


<p>AXIS REGULAR SAVER FUND (An Open Ended Hybrid Scheme Investing Predominantly In Debt Instruments)</p> <p>This product is suitable for investors who are seeking*</p> <ul style="list-style-type: none"> • Capital appreciation while generating income over medium to long term • Investment in debt and money market instruments as well as equity and equity related instruments 	 <p>Riskometer Investors understand that their principal will be at Moderately High Risk</p>
<p>AXIS STRATEGIC BOND FUND (An open ended medium term debt scheme investing in instruments such that the Macaulay duration of the portfolio is between 3 years to 4 years)</p> <p>This product is suitable for investors who are seeking*</p> <ul style="list-style-type: none"> • Optimal returns over medium term • Investment in diversified portfolio of debt and money market securities to generate optimal risk adjusted returns while maintaining liquidity 	


<p>AXIS AAA BOND PLUS SDL ETF - 2026 MATURITY (An open-ended Target Maturity Exchange Traded Fund investing predominantly in constituents of Nifty AAA Bond Plus SDL Apr 2026 50:50 Index)</p> <p>This product is suitable for investors who are seeking*</p> <ul style="list-style-type: none"> • Income over long term • Investment in AAA rated Corporate Bonds & State Development Loans (SDLs) as represented by Nifty AAA Bond Plus SDL Apr 2026 50:50 Index, subject to tracking errors. 	 <p>Riskometer Investors understand that their principal will be at Moderate Risk</p>
<p>AXIS DYNAMIC BOND FUND (An Open-Ended Dynamic Debt Scheme Investing Across Duration)</p> <p>This product is suitable for investors who are seeking*</p> <ul style="list-style-type: none"> • Optimal returns over medium to long term • To generate stable returns while maintaining liquidity through active management of a portfolio of debt and money market instruments 	

<p>AXIS GILT FUND (An Open Ended Debt Scheme Investing In Government Securities Across Maturity)</p> <p>This product is suitable for investors who are seeking*</p> <ul style="list-style-type: none"> • Credit risk free returns over medium to long term • Investment mainly in Government securities across maturities 	 <p>Riskometer Investors understand that their principal will be at Moderate Risk</p>
<p>AXIS LIQUID FUND (An Open-Ended Liquid Scheme)</p> <p>This product is suitable for investors who are seeking*</p> <ul style="list-style-type: none"> • Regular income over short term • Investment in debt and money market instruments 	


<p>AXIS MONEY MARKET FUND (An open ended debt scheme investing in money market instruments)</p> <p>This product is suitable for investors who are seeking*</p> <ul style="list-style-type: none"> • Regular income over short term • Investment in Money Market instruments with maturity up to one year 	 <p>Riskometer Investors understand that their principal will be at Low to Moderate Risk</p>
<p>AXIS SHORT TERM FUND (An Open Ended Short Term Debt Scheme Investing In Instruments Such That The Macaulay Duration Of The Portfolio Is Between 1 Year To 3 Years)</p> <p>This product is suitable for investors who are seeking*</p> <ul style="list-style-type: none"> • Regular income while maintaining liquidity over short term • Investment in debt and money market instruments 	


<p>AXIS ULTRA SHORT TERM FUND (An open ended ultra-short term debt scheme investing in instruments such that the Macaulay duration of the portfolio is between 3 months and 6 months)</p> <p>This product is suitable for investors who are seeking*</p> <ul style="list-style-type: none"> • Regular income over short term • Investment in Debt & Money Market instruments such that the Macaulay duration of the portfolio is between 3 months - 6 months. 	 <p>Riskometer Investors understand that their principal will be at Low to Moderate Risk</p>
<p>AXIS ALL SEASONS DEBT FUND OF FUNDS (An open ended fund of funds scheme investing in debt oriented mutual fund schemes)</p> <p>This product is suitable for investors who are seeking*</p> <ul style="list-style-type: none"> • To generate optimal returns over medium term • Investment primarily in debt oriented mutual fund schemes 	


<p>AXIS BANKING & PSU DEBT FUND (An Open Ended Debt Scheme Predominantly Investing In Debt Instruments Of Banks, Public Sector Undertakings & Public Financial Institutions)</p> <p>This product is suitable for investors who are seeking*</p> <ul style="list-style-type: none"> • Regular income over short to medium term • Investment in debt and money market instruments issued by banks, PFIs & PSUs 	 <p>Riskometer Investors understand that their principal will be at Low to Moderate Risk</p>
<p>AXIS CORPORATE DEBT FUND (An Open Ended Debt Scheme Predominantly Investing In AA+ And Above Rated Corporate Bonds)</p> <p>This product is suitable for investors who are seeking*</p> <ul style="list-style-type: none"> • Regular income over short to medium - term • Predominantly investing in corporate debt 	


<p>AXIS TREASURY ADVANTAGE FUND (An Open Ended Low Duration Debt Scheme Investing In Instruments Such That The Macaulay Duration Of The Portfolio Is Between 6 To 12 Months)</p> <p>This product is suitable for investors who are seeking*</p> <ul style="list-style-type: none"> • Regular income over short term • Investment in debt and money market instruments 	 <p>Riskometer Investors understand that their principal will be at Low Risk</p>
<p>AXIS ARBITRAGE FUND (An Open Ended Scheme Investing In Arbitrage Opportunities)</p> <p>This product is suitable for investors who are seeking*</p> <ul style="list-style-type: none"> • Income over short to medium term • Investment in arbitrage opportunities in the cash & derivatives segment of the equity market 	

<p>AXIS OVERNIGHT FUND (An open-ended debt scheme investing in overnight securities)</p> <p>This product is suitable for investors who are seeking*</p> <ul style="list-style-type: none"> • Regular income with high levels of safety and liquidity over short term • Investment in debt and money market instruments with overnight maturity 	 <p>Riskometer Investors understand that their principal will be at Low Risk</p>
---	--

<p>AXIS BANKING & PSU DEBT FUND (An Open Ended Debt Scheme Predominantly Investing In Debt Instruments Of Banks, Public Sector Undertakings & Public Financial Institutions)</p> <p>This product is suitable for investors who are seeking*</p> <ul style="list-style-type: none"> • Regular income over short to medium term • Investment in debt and money market instruments issued by banks, PFIs & PSUs 	 <p>Riskometer Investors understand that their principal will be at Low to Moderate Risk</p>
---	--


<p>AXIS CORPORATE DEBT FUND (An Open Ended Debt Scheme Predominantly Investing In AA+ And Above Rated Corporate Bonds)</p> <p>This product is suitable for investors who are seeking*</p> <ul style="list-style-type: none"> • Regular income over short to medium - term • Predominantly investing in corporate debt 	 <p>Riskometer Investors understand that their principal will be at Low to Moderate Risk</p>
--	--


<p>AXIS TREASURY ADVANTAGE FUND (An Open Ended Low Duration Debt Scheme Investing In Instruments Such That The Macaulay Duration Of The Portfolio Is Between 6 To 12 Months)</p> <p>This product is suitable for investors who are seeking*</p> <ul style="list-style-type: none"> • Regular income over short term • Investment in debt and money market instruments 	 <p>Riskometer Investors understand that their principal will be at Low Risk</p>
--	--


<p>AXIS ARBITRAGE FUND (An Open Ended Scheme Investing In Arbitrage Opportunities)</p> <p>This product is suitable for investors who are seeking*</p> <ul style="list-style-type: none"> • Income over short to medium term • Investment in arbitrage opportunities in the cash & derivatives segment of the equity market 	 <p>Riskometer Investors understand that their principal will be at Low Risk</p>
---	--

<p>AXIS OVERNIGHT FUND (An open-ended debt scheme investing in overnight securities)</p> <p>This product is suitable for investors who are seeking*</p> <ul style="list-style-type: none"> • Regular income with high levels of safety and liquidity over short term • Investment in debt and money market instruments with overnight maturity 	 <p>Riskometer Investors understand that their principal will be at Low Risk</p>
---	--

<p>AXIS BANKING & PSU DEBT FUND (An Open Ended Debt Scheme Predominantly Investing In Debt Instruments Of Banks, Public Sector Undertakings & Public Financial Institutions)</p> <p>This product is suitable for investors who are seeking*</p> <ul style="list-style-type: none"> • Regular income over short to medium term • Investment in debt and money market instruments issued by banks, PFIs & PSUs 	 <p>Riskometer Investors understand that their principal will be at Low to Moderate Risk</p>
---	--

<p>AXIS CORPORATE DEBT FUND (An Open Ended Debt Scheme Predominantly Investing In AA+ And Above Rated Corporate Bonds)</p> <p>This product is suitable for investors who are seeking*</p> <ul style="list-style-type: none"> • Regular income over short to medium - term • Predominantly investing in corporate debt 	 <p>Riskometer Investors understand that their principal will be at Low to Moderate Risk</p>
--	--

<p>AXIS TREASURY ADVANTAGE FUND (An Open Ended Low Duration Debt Scheme Investing In Instruments Such That The Macaulay Duration Of The Portfolio Is Between 6 To 12 Months)</p> <p>This product is suitable for investors who are seeking*</p> <ul style="list-style-type: none"> • Regular income over short term • Investment in debt and money market instruments 	 <p>Riskometer Investors understand that their principal will be at Low Risk</p>
--	--

<p>AXIS ARBITRAGE FUND (An Open Ended Scheme Investing In Arbitrage Opportunities)</p> <p>This product is suitable for investors who are seeking*</p> <ul style="list-style-type: none"> • Income over short to medium term • Investment in arbitrage opportunities in the cash & derivatives segment of the equity market 	 <p>Riskometer Investors understand that their principal will be at Low Risk</p>
---	--

<p>AXIS OVERNIGHT FUND (An open-ended debt scheme investing in overnight securities)</p> <p>This product is suitable for investors who are seeking*</p> <ul style="list-style-type: none"> • Regular income with high levels of safety and liquidity over short term • Investment in debt and money market instruments with overnight maturity 	 <p>Riskometer Investors understand that their principal will be at Low Risk</p>
---	--

Invest in
the **Largest Companies**
in India at your pace



AXIS NIFTY ETF

(An open ended scheme replicating/
tracking Nifty 50 index)



Scan the QR code
to download the
new **AxisMF App**



Visit us at [Axismf.com](https://www.axismf.com)



[Facebook.com/AxisMutualFund](https://www.facebook.com/AxisMutualFund)



[Twitter.com/AxisMutualFund](https://twitter.com/AxisMutualFund)



[LinkedIn.com/company/Axis-Mutual-Fund](https://www.linkedin.com/company/Axis-Mutual-Fund)



[YouTube.com/AxisMutualFund](https://www.youtube.com/AxisMutualFund)



AXIS MUTUAL FUND

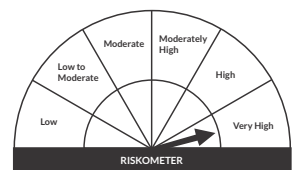
Axis Nifty ETF

(An open ended Scheme replicating/ tracking Nifty 50 Index)

This product is suitable for investors who are seeking*:

- Capital appreciation over medium to long term
- Investments in Equity & Equity related instruments covered by Nifty 50 Index

*Investors should consult their financial advisers if in doubt about whether the product is suitable for them.



Investors understand that their principal
will be at very high risk

Statutory Details: Axis Mutual Fund has been established as a Trust under the Indian Trusts Act, 1882, sponsored by Axis Bank Ltd. (liability restricted to ₹ 1 Lakh). **Trustee:** Axis Mutual Fund Trustee Ltd. **Investment Manager:** Axis Asset Management Co. Ltd. (the AMC). **Risk Factors:** Axis Bank Limited is not liable or responsible for any loss or shortfall resulting from the operation of the scheme.

Mutual Fund Investments are subject to market risks, read all scheme related documents carefully.