

AXIS TECHNOLOGY ETF

(An Open Ended Exchange Traded Fund tracking NIFTY IT Index)

Invest in the brightest names in IT at your pace



March 2022

Why Invest in India IT today?

Revenue growth momentum is strong

- Deal pipeline is trending above pre-pandemic levels; Digitization theme likely to remain dominant
- 5G rollout by global telecom companies, likely to see significant deal opportunities
- Covid has reemphasized cost optimization. Indian companies known for efficient cost solutions

Capital return remains an attractive theme

- Indian IT companies continue to return significant capital by way of dividends & buybacks to optimize capital use
- Despite investments & M&A activity, Indian IT companies generate significant cash flows and low debt

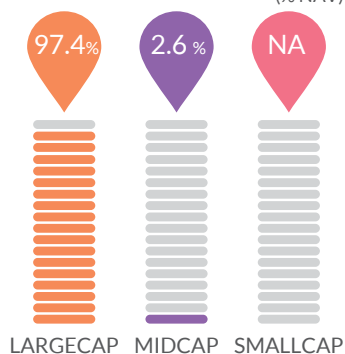
Under-ownership by institutional investors (FII + DIIs)

- Significant under ownership as compared to global peers

The sector(s)/ stock(s)/ issuer(s) mentioned in this presentation should not be construed as any research report/ recommendation to buy/ sell/ hold.

Current Market Cap Split

(% NAV)

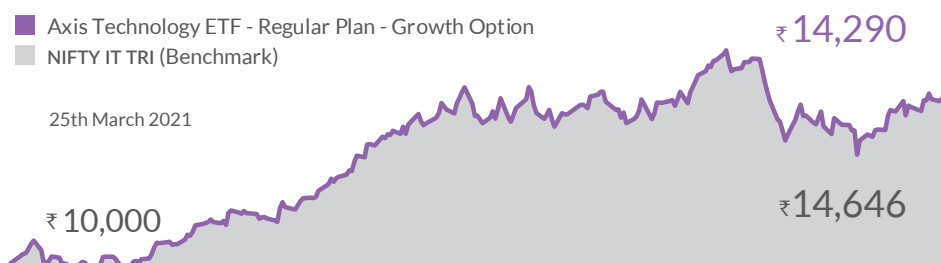


Tracking Errors

0.09%

Performance (NAV Movement)

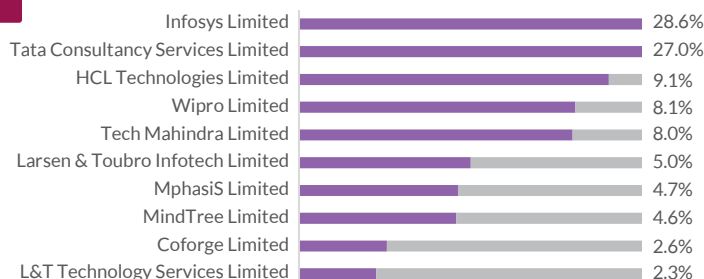
31st March 2022



	1 Year		3 Years [®]		5 Years [®]		Since Inception	
	CAGR (%)	Current Value of Investment of ₹ 10,000/-	CAGR (%)	Current Value of Investment of ₹ 10,000/-	CAGR (%)	Current Value of Investment of ₹ 10,000/-	CAGR (%)	Current Value of Investment of ₹ 10,000/-
Axis Technology ETF	42.36%	14,236	NA	NA	NA	NA	42.07%	14,290
Nifty IT TRI (Benchmark)	42.96%	14,296	NA	NA	NA	NA	45.56%	14,646
Nifty 50 TRI (Additional Benchmark)	20.26%	12,026	NA	NA	NA	NA	22.91%	12,333

Past performance may or may not be sustained in future. Since inception (25th March 2021). Different plans have different expense structure. Jinesh Gopani is managing the scheme since Inception and he manages 14 schemes of Axis Mutual Fund. Viresh Joshi is managing the scheme since Inception and he manages 5 schemes of Axis Mutual Fund. Returns greater than 1 year are Compounded Annual Growth Rates (CAGR). Face value ₹10 per unit. Please refer return table for performance of all schemes managed by the fund manager. [®]The performance data for 3 & 5 years period has not been provided, since scheme is in existence for less than 3 years.

Top 10 Stocks



Benefits of ETFs

- Exchange-traded**: Investor invests at nearly the real-time prices as opposed to end of day price
- Removes bias**: Best suited to earn asset class performance-linked return
- Efficient**: Protects long-term investors from the inflows and outflows of short-term investors
- Flexible**: Tool for gaining instant exposure to the markets, equitizing cash
- Cost**: Low expense ratio

Current Portfolio Allocation is based on the prevailing market conditions and is subject to changes depending on the fund manager's view of the equity markets.

Investing facts



Fund Manager



Jinesh Gopani

20 years of experience in financial market. He has been managing this fund since Inception.



Viresh Joshi

11 years of experience in financial market. He has been managing this fund since Inception



Creation Unit

15,000 Units and in multiples thereof



Entry Load

NA



Exit Load

Nil



Inception Date

25th March 2021

Exchange Listed

BSE/NSE

Exchange Symbol

AXISTECETF

ISIN

INF846K01Y96

Bloomberg Code

A TECHETF IN Equity

Top 3 & Bottom 3 schemes managed by Jinesh Gopani & Viresh Joshi

(As on 31st March 2022)

	Date of Inception	1 Year		3 Years		5 Years		Since Inception	
		CAGR (%)	Current Value of Investment of ₹ 10,000/-	CAGR (%)	Current Value of Investment of ₹ 10,000/-	CAGR (%)	Current Value of Investment of ₹ 10,000/-	CAGR (%)	Current Value of Investment of ₹ 10,000/-
FUNDS MANAGED BY JINESH GOPANI (Total schemes managed: 14)									
Top 3 Funds									
Axis Technology ETF	25-Mar-21	42.36%	14,236	NA	NA	NA	NA	42.07%	14,290
Nifty IT TRI (Benchmark)		42.96%	14,296	NA	NA	NA	NA	45.56%	14,646
Nifty 50 TRI Index (Additional Benchmark)		20.26%	12,026	NA	NA	NA	NA	22.91%	12,333
Axis Growth Opportunities Fund - Regular Plan - Growth Option	22-Oct-18	29.38%	12,938	24.66%	19,407	NA	NA	23.39%	20,610
NIFTY Large Midcap 250 TRI (Benchmark)		22.90%	12,290	18.28%	16,569	NA	NA	20.01%	18,731
Nifty 50 TRI (Additional Benchmark)		20.26%	12,026	15.82%	15,557	NA	NA	18.11%	17,730
Axis Growth Opportunities Fund - Direct Plan - Growth Option	22-Oct-18	31.35%	13,135	26.67%	20,364	NA	NA	25.47%	21,830
NIFTY Large Midcap 250 TRI (Benchmark)		22.90%	12,290	18.28%	16,569	NA	NA	20.01%	18,731
Nifty 50 TRI (Additional Benchmark)		20.26%	12,026	15.82%	15,557	NA	NA	18.11%	17,730
Axis Focused 25 Fund - Regular Plan - Growth Option	29-Jun-12	15.02%	11,502	16.69%	15,908	15.29%	20,373	16.15%	43,110
Nifty 500 TRI (Benchmark)		22.29%	12,229	16.75%	15,934	14.55%	19,734	15.23%	39,890
S&P BSE Sensex TRI (Additional Benchmark)		19.50%	11,950	16.06%	15,654	15.94%	20,954	14.70%	38,145
Axis Focused 25 Fund - Direct Plan - Growth Option	01-Jan-13	16.35%	11,635	18.07%	16,483	16.68%	21,635	16.58%	41,321
Nifty 500 TRI (Benchmark)		22.29%	12,229	16.75%	15,934	14.55%	19,734	14.35%	34,570
S&P BSE Sensex TRI (Additional Benchmark)		19.50%	11,950	16.06%	15,654	15.94%	20,954	14.05%	33,723
Bottom 3 Funds									
Axis Retirement Savings Fund - Aggressive Plan - Regular Plan - Growth Option	20-Dec-19	6.52%	10,652	NA	NA	NA	NA	11.25%	12,750
NIFTY 50 Hybrid Composite Debt 70:30 Index (Benchmark)		15.69%	11,569	NA	NA	NA	NA	15.72%	13,950
Nifty 50 TRI (Additional Benchmark)		20.26%	12,026	NA	NA	NA	NA	18.01%	14,585
Axis Retirement Savings Fund - Aggressive Plan - Direct Plan - Growth Option	20-Dec-19	8.33%	10,833	NA	NA	NA	NA	13.18%	13,260
NIFTY 50 Hybrid Composite Debt 70:30 Index (Benchmark)		15.69%	11,569	NA	NA	NA	NA	15.72%	13,950
Nifty 50 TRI (Additional Benchmark)		20.26%	12,026	NA	NA	NA	NA	18.01%	14,585
Axis Retirement Savings Fund - Dynamic Plan - Regular Plan - Growth Option	20-Dec-19	7.80%	10,780	NA	NA	NA	NA	12.16%	12,990
NIFTY 50 Hybrid Composite Debt 65:35 Index (Benchmark)		14.93%	11,493	NA	NA	NA	NA	15.26%	13,824
Nifty 50 TRI (Additional Benchmark)		20.26%	12,026	NA	NA	NA	NA	18.01%	14,585
Axis Retirement Savings Fund - Dynamic Plan - Direct Plan - Growth Option	20-Dec-19	9.72%	10,972	NA	NA	NA	NA	14.22%	13,540
NIFTY 50 Hybrid Composite Debt 65:35 Index (Benchmark)		14.93%	11,493	NA	NA	NA	NA	15.26%	13,824
Nifty 50 TRI (Additional Benchmark)		20.26%	12,026	NA	NA	NA	NA	18.01%	14,585
Axis Retirement Savings Fund - Conservative Plan - Regular Plan - Growth Option	20-Dec-19	9.70%	10,970	NA	NA	NA	NA	10.76%	12,622
NIFTY 50 Hybrid Short Duration Debt 25:75 Index (Benchmark)		8.73%	10,873	NA	NA	NA	NA	10.24%	12,489
NIFTY 10 yr Benchmark G-Sec (Additional Benchmark)		0.95%	10,095	NA	NA	NA	NA	4.12%	10,964
Axis Retirement Savings Fund - Conservative Plan - Direct Plan - Growth Option	20-Dec-19	11.60%	11,160	NA	NA	NA	NA	12.72%	13,137
NIFTY 50 Hybrid Short Duration Debt 25:75 Index (Benchmark)		8.73%	10,873	NA	NA	NA	NA	10.24%	12,489
NIFTY 10 yr Benchmark G-Sec (Additional Benchmark)		0.95%	10,095	NA	NA	NA	NA	4.12%	10,964

Top 3 & Bottom 3 schemes managed by Jinesh Gopani & Viresh joshi

(As on 31st March 2022)

	Date of Inception	1 Year		3 Years		5 Years		Since Inception	
		CAGR (%)	Current Value of Investment of ₹ 10,000/-	CAGR (%)	Current Value of Investment of ₹ 10,000/-	CAGR (%)	Current Value of Investment of ₹ 10,000/-	CAGR (%)	Current Value of Investment of ₹ 10,000/-
VIRESH JOSHI (Total schemes managed: 5)									
Axis Technology ETF	25-Mar-21	42.36%	14,236	NA	NA	NA	NA	42.07%	14,290
Nifty IT TRI (Benchmark)		42.96%	14,296	NA	NA	NA	NA	45.56%	14,646
Nifty 50 TRI Index (Additional Benchmark)		20.26%	12,026	NA	NA	NA	NA	22.91%	12,333
Axis Nifty ETF	03-Jul-17	20.17%	12,017	15.63%	15,479	NA	NA	14.87%	19,306
Nifty 50 TRI Index (Benchmark)		20.26%	12,026	15.82%	15,557	NA	NA	14.78%	19,233
S&P BSE Sensex TRI (Additional Benchmark)		19.50%	11,950	16.06%	15,654	NA	NA	15.46%	19,781
Axis Banking ETF	03-Nov-20	9.49%	10,949	NA	NA	NA	NA	30.79%	14,583
Nifty Bank TRI (Benchmark)		9.61%	10,961	NA	NA	NA	NA	28.42%	14,213
Nifty 50 TRI Index (Additional Benchmark)		20.26%	12,026	NA	NA	NA	NA	33.43%	14,999
Axis Arbitrage Fund - Regular Plan - Growth Option	14-Aug-14	4.04%	10,404	4.43%	11,393	5.04%	12,786	5.68%	15,242
Nifty 50 Arbitrage Index (Benchmark)		3.82%	10,382	4.06%	11,272	4.38%	12,394	5.24%	14,772
NIFTY 1 Year T-Bill Index (Additional Benchmark)		4.25%	10,425	5.53%	11,757	6.11%	13,457	6.80%	16,521
Axis Arbitrage Fund - Direct Plan - Growth Option	14-Aug-14	4.82%	10,482	5.20%	11,647	5.84%	13,281	6.51%	16,186
Nifty 50 Arbitrage Index (Benchmark)		3.82%	10,382	4.06%	11,272	4.38%	12,394	5.24%	14,772
NIFTY 1 Year T-Bill Index (Additional Benchmark)		4.25%	10,425	5.53%	11,757	6.11%	13,457	6.80%	16,521

Data as on 31st March 2022.

It is to be distinctly understood that the permission given by NSE should not in any way be deemed or construed that the Scheme Information Document has been cleared or approved by NSE nor does it certify the correctness or completeness of any of the contents of the Draft Scheme Information Document. The investors are advised to refer to the Scheme Information Document for the full text of the 'Disclaimer Clause of NSE.

The Axis Technology ETF (Products) is not sponsored, endorsed, sold or promoted by NSE INDICES LIMITED (formerly known as India Index Services & Products Limited ("IISL")). NSE INDICES LIMITED does not make any representation or warranty, express or implied, to the owners of the Axis Technology ETF or any member of the public regarding the advisability of investing in securities generally or in the Product(s) particularly or the ability of the Nifty IT Index to track general stock market performance in India.

Jinesh Gopani is managing Axis Long Term Equity Fund since 1st April 2011, Axis Focused 25 Fund since 7th June 2016. He also manages Axis Growth Opportunities Fund, Axis Retirement Savings Fund, which includes Aggressive plan, Dynamic plan and Conservative plan, Axis ESG Equity Fund and Axis Technology ETF, Axis Healthcare ETF, Axis Value Fund, Axis Nifty 50 Index Fund, Axis Nifty Next 50 Index Fund, Axis Nifty Midcap 50 Index Fund & Axis Nifty Smallcap 50 Index fund since inception.

Viresh Joshi is managing Axis Arbitrage Fund since 7th March 2019 and Axis Nifty ETF, Axis Banking ETF Since 15th February 2021. He also manages Axis Technology ETF & Axis Consumption ETF since inception.

Statutory Details: Axis Mutual Fund has been established as a Trust under the Indian Trusts Act, 1882, sponsored by Axis Bank Ltd. (liability restricted to ₹ 1 lakh). **Trustee:** Axis Mutual Fund Trustee Ltd. **Investment Manager:** Axis Asset Management Co. Ltd. (the AMC). **Risk Factors:** Axis Bank Ltd. is not liable or responsible for any loss or shortfall resulting from the operation of the schemes.

Mutual Fund investments are subject to market risks, read all scheme related documents carefully.

Axis Technology ETF

(An Open Ended Exchange Traded Fund tracking NIFTY IT Index)

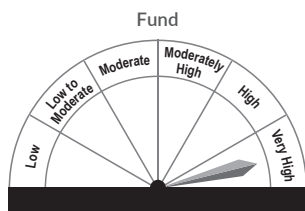
Benchmark : NIFTY IT TRI

This product is suitable for investors who are seeking*:

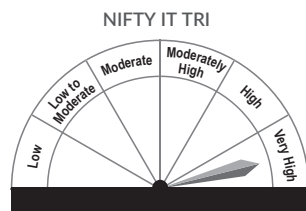
- Long term wealth creation solution
- The fund that seeks to track returns by investing in a basket of NIFTY IT Index stocks and aims to achieve returns of the stated index, subject to tracking error

*Investors should consult their financial advisers if in doubt about whether the product is suitable for them.

Riskometer



Investors understand that their principal will be at Very High Risk



Distributed by