

ANNEXURE FOR RETURNS OF ALL THE SCHEMES (as on 31st October, 2022)

			1 Year		3 Years		5 Years		Since Inception
	Date of Inception	CAGR(%)	Current Value of Investment of ₹ 10,000/-	CAGR(%)	Current Value of Investment of ₹ 10,000/-	CAGR(%)	Current Value of Investment of ₹ 10,000/-	CAGR(%)	Current Value Of Investment Of ₹ 10,000 Was Invested On Inception Date
FUNDS MANAGED BY AKHIL THAKKER (TOTAL SCHEMES MANAGED : 1 SCHEMES)									
Axis Credit Risk Fund - Regular Plan - Growth	15-Jul-14	3.53%	10,355	6.04%	11,924	5.48%	13,056	6.97%	17,493
NIFTY Credit Risk Bond Index C III (Benchmark)		6.03%	10,606	8.28%	12,698	8.19%	14,826	9.15%	20,691
NIFTY 10 yr Benchmark G-Sec (Additional Benchmark)		-1.00%	9,900	2.85%	10,879	4.29%	12,341	6.57%	16,964
Axis Credit Risk Fund - Direct Plan - Growth Option	15-Jul-14	4.42%	10,444	7.08%	12,282	6.64%	13,791	8.15%	19,160
NIFTY Credit Risk Bond Index C III (Benchmark)		6.03%	10,606	8.28%	12,698	8.19%	14,826	9.15%	20,691
NIFTY 10 yr Benchmark G-Sec (Additional Benchmark)		-1.00%	9,900	2.85%	10,879	4.29%	12,341	6.57%	16,964
FUNDS MANAGED BY ANUPAM TIWARI (TOTAL SCHEMES MANAGED : 5 SCHEMES)									
Axis Small Cap Fund - Regular Plan - Growth Option	29-Nov-13	8.10%	10,814	26.13%	20,079	18.41%	23,290	22.98%	63,350
Nifty Smallcap 250 TRI (Benchmark)		1.01%	10,102	26.32%	20,170	8.01%	14,700	18.29%	44,797
Nifty 50 TRI (Additional Benchmark)		3.30%	10,332	16.23%	15,709	13.16%	18,558	14.15%	32,584
Axis Small Cap Fund - Direct Plan - Growth Option	29-Nov-13	9.73%	10,978	28.17%	21,071	20.10%	25,002	24.56%	71,030
Nifty Smallcap 250 TRI (Benchmark)		1.01%	10,102	26.32%	20,170	8.01%	14,700	18.29%	44,797
Nifty 50 TRI (Additional Benchmark)		3.30%	10,332	16.23%	15,709	13.16%	18,558	14.15%	32,584
Axis Balanced Advantage Fund - Regular Plan - Growth Option	01-Aug-17	0.35%	10,035	8.50%	12,776	7.17%	14,139	7.26%	14,450
NIFTY 50 Hybrid Composite Debt 50:50 Index (Benchmark)		2.83%	10,284	11.93%	14,029	10.49%	16,470	10.28%	16,719
Nifty 50 TRI (Additional Benchmark)		3.30%	10,332	16.23%	15,709	13.16%	18,558	13.01%	19,007
Axis Balanced Advantage Fund - Direct Plan - Growth Option	01-Aug-17	1.62%	10,163	9.89%	13,274	8.69%	15,175	8.80%	15,570
NIFTY 50 Hybrid Composite Debt 50:50 Index (Benchmark)		2.83%	10,284	11.93%	14,029	10.49%	16,470	10.28%	16,719
Nifty 50 TRI (Additional Benchmark)		3.30%	10,332	16.23%	15,709	13.16%	18,558	13.01%	19,007
Axis Equity Saver Fund - Regular Plan - Growth Option	14-Aug-15	-0.18%	9,982	8.08%	12,626	7.86%	14,604	7.60%	16,970
NIFTY 50 Equity Savings Index (Benchmark)		3.69%	10,371	9.39%	13,094	8.65%	15,143	8.57%	18,109
NIFTY 10 yr Benchmark G-Sec (Additional Benchmark)		-1.00%	9,900	2.85%	10,879	4.29%	12,341	5.72%	14,943
Axis Equity Saver Fund - Direct Plan - Growth Option	14-Aug-15	1.14%	10,114	9.51%	13,135	9.22%	15,544	8.94%	18,560
NIFTY 50 Equity Savings Index (Benchmark)		3.69%	10,371	9.39%	13,094	8.65%	15,143	8.57%	18,109
NIFTY 10 yr Benchmark G-Sec (Additional Benchmark)		-1.00%	9,900	2.85%	10,879	4.29%	12,341	5.72%	14,943
Axis Capital Builder Fund - Series 4 - Regular Plan - Growth Option	21-Dec-18	-1.76%	9,823	14.49%	15,013	NA	NA	15.11%	17,220
Nifty 500 TRI (Benchmark)		3.52%	10,354	18.03%	16,452	NA	NA	16.03%	17,762
Nifty 50 TRI (Additional Benchmark)		3.30%	10,332	16.23%	15,709	NA	NA	15.72%	17,579
Axis Capital Builder Fund - Series 4 - Direct Plan - Growth Option	21-Dec-18	-1.00%	9,900	15.45%	15,393	NA	NA	16.12%	17,810
Nifty 500 TRI (Benchmark)		3.52%	10,354	18.03%	16,452	NA	NA	16.03%	17,762
Nifty 50 TRI (Additional Benchmark)		3.30%	10,332	16.23%	15,709	NA	NA	15.72%	17,579
FUNDS MANAGED BY HARDIK SHAH (TOTAL SCHEMES MANAGED : 5 SCHEMES)									
Axis Floater Fund - Regular Plan - Growth Option	29-Jul-21	3.49%	10,351	NA	NA	NA	NA	3.57%	10,451
CRISIL Low Duration Debt Index (Benchmark)		4.37%	10,439	NA	NA	NA	NA	4.22%	10,533
NIFTY 1 Year T-Bill Index (Additional Benchmark)		3.31%	10,333	NA	NA	NA	NA	3.33%	10,420
Axis Floater Fund - Direct Plan - Growth Option	29-Jul-21	3.94%	10,396	NA	NA	NA	NA	4.02%	10,508
CRISIL Low Duration Debt Index (Benchmark)		4.37%	10,439	NA	NA	NA	NA	4.22%	10,533
NIFTY 1 Year T-Bill Index (Additional Benchmark)		3.31%	10,333	NA	NA	NA	NA	3.33%	10,420
Axis Corporate Debt Fund - Regular Plan - Growth	13-Jul-17	3.09%	10,311	6.14%	11,961	6.44%	13,662	6.49%	13,958
NIFTY Corporate Bond Index B-III (Benchmark)		3.47%	10,349	6.91%	12,221	7.05%	14,058	7.04%	14,347
NIFTY 10 yr Benchmark G-Sec (Additional Benchmark)		-1.00%	9,900	2.85%	10,879	4.29%	12,341	3.88%	12,237
Axis Corporate Debt Fund - Direct Plan - Growth Option	13-Jul-17	3.80%	10,382	6.88%	12,213	7.23%	14,181	7.29%	14,527
NIFTY Corporate Bond Index B-III (Benchmark)		3.47%	10,349	6.91%	12,221	7.05%	14,058	7.04%	14,347
NIFTY 10 yr Benchmark G-Sec (Additional Benchmark)		-1.00%	9,900	2.85%	10,879	4.29%	12,341	3.88%	12,237
Axis Balanced Advantage Fund - Regular Plan - Growth Option	01-Aug-17	0.35%	10,035	8.50%	12,776	7.17%	14,139	7.26%	14,450
NIFTY 50 Hybrid Composite Debt 50:50 Index (Benchmark)		2.83%	10,284	11.93%	14,029	10.49%	16,470	10.28%	16,719
Nifty 50 TRI (Additional Benchmark)		3.30%	10,332	16.23%	15,709	13.16%	18,558	13.01%	19,007
Axis Balanced Advantage Fund - Direct Plan - Growth Option	01-Aug-17	1.62%	10,163	9.89%	13,274	8.69%	15,175	8.80%	15,570
NIFTY 50 Hybrid Composite Debt 50:50 Index (Benchmark)		2.83%	10,284	11.93%	14,029	10.49%	16,470	10.28%	16,719
Nifty 50 TRI (Additional Benchmark)		3.30%	10,332	16.23%	15,709	13.16%	18,558	13.01%	19,007
Axis Triple Advantage Fund - Regular Plan - Growth Option	23-Aug-10	-4.60%	9,537	11.51%	13,869	10.33%	16,355	9.28%	29,521
65% of Nifty 50 TRI + 20% of NIFTY Composite Debt Index + 15% of INR Price of Gold (Benchmark)		3.75%	10,377	13.83%	14,753	12.16%	17,753	10.83%	35,045
Nifty 50 TRI Index (Additional Benchmark)		3.30%	10,332	16.23%	15,709	13.16%	18,558	11.50%	37,740
Axis Triple Advantage Fund - Direct Plan - Growth Option	01-Jan-13	-3.09%	9,689	13.22%	14,519	11.81%	17,477	10.29%	26,198
65% of Nifty 50 TRI + 20% of NIFTY Composite Debt Index + 15% of INR Price of Gold (Benchmark)		3.75%	10,377	13.83%	14,753	12.16%	17,753	11.46%	29,071
Nifty 50 TRI Index (Additional Benchmark)		3.30%	10,332	16.23%	15,709	13.16%	18,558	13.32%	34,222
FUNDS MANAGED BY PRATIK TIBREWAL (TOTAL SCHEMES MANAGED : 2 SCHEMES)									
Axis Gold ETF	10-Nov-10	4.04%	10,407	8.21%	12,674	10.58%	16,537	6.50%	21,272
Domestic price of Gold (Benchmark)		4.72%	10,475	8.95%	12,935	11.32%	17,103	7.82%	24,660
FUNDS MANAGED BY SACHIN JAIN (TOTAL SCHEMES MANAGED : 6 SCHEMES)									
Axis Money Market Fund - Regular Plan - Growth Option	06-Aug-19	4.23%	10,425	4.84%	11,526	NA	NA	5.13%	11,758
NIFTY Money Market Index B-I (Benchmark)		4.20%	10,422	4.34%	11,360	NA	NA	4.51%	11,534
NIFTY 1 Year T-Bill Index (Additional Benchmark)		3.31%	10,333	4.64%	11,459	NA	NA	4.88%	11,669
Axis Money Market Fund - Direct Plan - Growth Option	06-Aug-19	4.39%	10,441	5.00%	11,578	NA	NA	5.28%	11,815
NIFTY Money Market Index B-I (Benchmark)		4.20%	10,422	4.34%	11,360	NA	NA	4.51%	11,534
NIFTY 1 Year T-Bill Index (Additional Benchmark)		3.31%	10,333	4.64%	11,459	NA	NA	4.88%	11,669
Axis Overnight Fund - Regular Plan - Growth Option	15-Mar-19	4.22%	10,422	3.66%	11,140	NA	NA	4.00%	11,532
NIFTY 1D Rate Index (Benchmark)		4.32%	10,434	3.75%	11,170	NA	NA	4.09%	11,568
NIFTY 1 Year T-Bill Index (Additional Benchmark)		3.31%	10,331	4.64%	11,459	NA	NA	5.04%	11,958
Axis Overnight Fund - Direct Plan - Growth Option	15-Mar-19	4.29%	10,429	3.72%	11,159	NA	NA	4.06%	11,557
NIFTY 1D Rate Index (Benchmark)		4.32%	10,434	3.75%	11,170	NA	NA	4.09%	11,568
NIFTY 1 Year T-Bill Index (Additional Benchmark)		3.31%	10,331	4.64%	11,459	NA	NA	5.04%	11,958
Axis Arbitrage Fund - Regular Plan - Growth Option	14-Aug-14	3.84%	10,386	3.89%	11,215	4.81%	12,648	5.53%	15,565
Nifty 50 Arbitrage Index (Benchmark)		3.82%	10,384	3.45%	11,071	4.35%	12,373	5.15%	15,108
NIFTY 1 Year T-Bill Index (Additional Benchmark)		3.31%	10,333	4.64%	11,459	5.71%	13,199	6.49%	16,767
Axis Arbitrage Fund - Direct Plan - Growth Option	14-Aug-14	4.61%	10,464	4.66%	11,466	5.60%	13,132	6.36%	16,601
Nifty 50 Arbitrage Index (Benchmark)		3.82%	10,384	3.45%	11,071	4.35%	12,373	5.15%	15,108
NIFTY 1 Year T-Bill Index (Additional Benchmark)		3.31%	10,333	4.64%	11,459	5.71%	13,199	6.49%	16,767
Axis Ultra Short Term Fund - Regular Plan - Growth Option	10-Sep-18	3.60%	10,362	4.14%	11,295	NA	NA	5.21%	12,341
NIFTY Ultra Short Duration Debt Index B-I (Benchmark)		4.63%	10,465	4.98%	11,571	NA	NA	5.91%	12,683
NIFTY 1 Year T-Bill Index (Additional Benchmark)		3.31%	10,333	4.64%	11,459	NA	NA	5.60%	12,532
Axis Ultra Short Term Fund - Direct Plan - Growth Option	10-Sep-18	4.52%	10,454	5.07%	11,600	NA	NA	6.15%	12,802
NIFTY Ultra Short Duration Debt Index B-I (Benchmark)		4.63%	10,465	4.98%	11,571	NA	NA	5.91%	12,683
NIFTY 1 Year T-Bill Index (Additional Benchmark)		3.31%	10,333	4.64%	11,459	NA	NA	5.60%	12,532
Axis Regular Saver Fund - Regular Plan - Growth Option	16-Jul-10	1.14%	10,114	8.25%	12,688	6.08%	13,437	7.57%	24,552
NIFTY 50 Hybrid Composite Debt 15:85 Index (Benchmark)		2.20%	10,222	7.98%	12,592	7.91%	14,637	8.50%	27,270
NIFTY 10 yr Benchmark G-Sec (Additional Benchmark)		-1.00%	9,900	2.85%	10,879	4.29%	12,341	6.03%	20,562

ANNEXURE FOR RETURNS OF ALL THE SCHEMES (as on 31st October, 2022)

			1 Year		3 Years		5 Years		Since Inception	
	Date of Inception	CAGR(%)	Current Value of Investment of ₹ 10,000/-	CAGR(%)	Current Value of Investment of ₹ 10,000/-	CAGR(%)	Current Value of Investment of ₹ 10,000/-	CAGR(%)	Current Value Of Investment Of ₹ 10,000 Was Invested On Inception Date	
Axis Regular Saver Fund - Direct Plan - Growth Option	04-Jan-13	2.54%	10,255	9.51%	13,135	7.26%	14,203	9.11%	23,546	
NIFTY 50 Hybrid Composite Debt 15:85 Index (Benchmark)		2.20%	10,222	7.98%	12,592	7.91%	14,637	8.70%	22,706	
NIFTY 10 yr Benchmark G-Sec (Additional Benchmark)		-1.00%	9,900	2.85%	10,879	4.29%	12,341	5.90%	17,568	
FUNDS MANAGED BY SHASHANK VERMA (TOTAL SCHEMES MANAGED : 1 SCHEMES)										
Axis All Seasons Debt Fund of Funds - Reg - Growth	28-Jan-20	2.73%	10,274	NA	NA	NA	NA	5.85%	11,698	
NIFTY Composite Debt Index (Benchmark)		1.86%	10,187	NA	NA	NA	NA	6.02%	11,749	
NIFTY 1 Year T-Bill Index (Additional Benchmark)		3.31%	10,333	NA	NA	NA	NA	4.60%	11,321	
Axis All Seasons Debt Fund of Funds - Direct Plan - Growth Option	28-Jan-20	3.14%	10,316	NA	NA	NA	NA	6.21%	11,807	
NIFTY Composite Debt Index (Benchmark)		1.86%	10,187	NA	NA	NA	NA	6.02%	11,749	
NIFTY 1 Year T-Bill Index (Additional Benchmark)		3.31%	10,333	NA	NA	NA	NA	4.60%	11,321	
FUNDS MANAGED BY SHREYASH DEVALKAR (TOTAL SCHEMES MANAGED : 4 SCHEMES)										
Axis Midcap Fund - Regular Plan - Growth Option	18-Feb-11	-1.98%	9,801	20.01%	17,292	16.29%	21,274	17.86%	68,460	
S&P BSE Midcap 150 TRI (Benchmark)		3.60%	10,362	25.34%	19,702	12.89%	18,345	15.63%	54,767	
Nifty 50 TRI (Additional Benchmark)		3.30%	10,332	16.23%	15,709	13.16%	18,558	12.13%	38,200	
Axis Midcap Fund - Direct Plan - Growth Option	01-Jan-13	-0.70%	9,929	21.62%	18,000	17.78%	22,672	19.24%	56,472	
S&P BSE Midcap 150 TRI (Benchmark)		3.60%	10,362	25.34%	19,702	12.89%	18,345	17.37%	48,323	
Nifty 50 TRI (Additional Benchmark)		3.30%	10,332	16.23%	15,709	13.16%	18,558	13.32%	34,222	
Axis Bluechip Fund - Regular Plan - Growth Option	05-Jan-10	-5.67%	9,430	12.21%	14,131	12.68%	18,171	12.34%	44,500	
S&P BSE 100 TRI (Benchmark)		4.15%	10,417	16.83%	15,952	12.76%	18,232	11.50%	40,405	
Nifty 50 TRI (Additional Benchmark)		3.30%	10,332	16.23%	15,709	13.16%	18,558	11.40%	39,959	
Axis Bluechip Fund - Direct Plan -Growth Option	01-Jan-13	-4.62%	9,536	13.53%	14,638	14.08%	19,330	15.42%	40,993	
S&P BSE 100 TRI (Benchmark)		4.15%	10,417	16.83%	15,952	12.76%	18,232	13.57%	34,954	
Nifty 50 TRI (Additional Benchmark)		3.30%	10,332	16.23%	15,709	13.16%	18,558	13.32%	34,222	
Axis Flexi Cap Fund - Regular Plan - Growth Option	20-Nov-17	-6.37%	9,360	13.22%	14,519	NA	NA	12.97%	18,280	
Nifty 500 TRI (Benchmark)		3.52%	10,354	18.03%	16,452	NA	NA	12.40%	17,831	
Nifty 50 TRI (Additional Benchmark)		3.30%	10,332	16.23%	15,709	NA	NA	13.38%	18,615	
Axis Flexi Cap Fund - Direct Plan - Growth Option	20-Nov-17	-5.24%	9,474	14.69%	15,092	NA	NA	14.59%	19,620	
Nifty 500 TRI (Benchmark)		3.52%	10,354	18.03%	16,452	NA	NA	12.40%	17,831	
Nifty 50 TRI (Additional Benchmark)		3.30%	10,332	16.23%	15,709	NA	NA	13.38%	18,615	
TOP 3 FUNDS MANAGED BY ADITYA PAGARIA (TOTAL SCHEMES MANAGED : 11 SCHEMES)										
Axis Gold Fund - Regular Plan - Growth Option	20-Oct-11	4.55%	10,458	8.48%	12,768	10.62%	16,568	3.96%	15,359	
Domestic price of Gold (Benchmark)		4.72%	10,475	8.95%	12,935	11.32%	17,103	6.00%	19,022	
Axis Gold Fund - Direct Plan - Growth Option	01-Jan-13	4.82%	10,485	8.78%	12,874	11.00%	16,852	3.86%	14,515	
Domestic price of Gold (Benchmark)		4.72%	10,475	8.95%	12,935	11.32%	17,103	5.16%	16,395	
Axis Liquid Fund - Regular Plan - Growth Option	09-Oct-09	4.35%	10,435	4.06%	11,269	5.28%	12,939	6.98%	24,162	
Nifty Liquid Index B-I (Benchmark)		4.49%	10,449	4.16%	11,302	5.30%	12,946	7.03%	24,293	
NIFTY 1 Year T-Bill Index (Additional Benchmark)	02-Mar-10	3.31%	10,331	4.64%	11,459	5.71%	13,199	6.41%	22,509	
Axis Liquid Fund - Retail Plan - Growth Option		3.83%	10,383	3.56%	11,106	4.75%	12,616	6.58%	22,419	
Nifty Liquid Index B-I (Benchmark)	01-Jan-13	4.49%	10,449	4.16%	11,302	5.30%	12,946	7.14%	23,973	
NIFTY 1 Year T-Bill Index (Additional Benchmark)		3.31%	10,331	4.64%	11,459	5.71%	13,199	6.49%	22,183	
Axis Liquid Fund - Direct Plan - Growth Option	01-Jan-13	4.43%	10,443	4.13%	11,292	5.35%	12,979	6.80%	19,099	
Nifty Liquid Index B-I (Benchmark)		4.49%	10,449	4.16%	11,302	5.30%	12,946	6.74%	18,991	
NIFTY 1 Year T-Bill Index (Additional Benchmark)	06-Aug-19	3.31%	10,331	4.64%	11,459	5.71%	13,199	6.66%	18,862	
Axis Money Market Fund - Regular Plan - Growth Option		4.23%	10,425	4.84%	11,526	NA	NA	5.13%	11,758	
NIFTY Money Market Index B-I (Benchmark)	06-Aug-19	4.20%	10,422	4.34%	11,360	NA	NA	4.51%	11,534	
NIFTY 1 Year T-Bill Index (Additional Benchmark)		3.31%	10,333	4.64%	11,459	NA	NA	4.88%	11,669	
Axis Money Market Fund - Direct Plan - Growth Option	06-Aug-19	4.39%	10,441	5.00%	11,578	NA	NA	5.28%	11,815	
NIFTY Money Market Index B-I (Benchmark)		4.20%	10,422	4.34%	11,360	NA	NA	4.51%	11,534	
NIFTY 1 Year T-Bill Index (Additional Benchmark)	06-Aug-19	3.31%	10,333	4.64%	11,459	NA	NA	4.88%	11,669	
BOTTOM 3 FUNDS MANAGED BY ADITYA PAGARIA (TOTAL SCHEMES MANAGED : 11 SCHEMES)										
Axis Banking & PSU Debt Fund - Regular Plan - Growth Option	08-Jun-12	3.20%	10,322	5.41%	11,713	6.86%	13,935	7.76%	21,763	
NIFTY Banking & PSU Debt Index (Benchmark)		2.47%	10,249	5.74%	11,825	6.23%	13,528	7.67%	21,574	
NIFTY 10 yr Benchmark G-Sec (Additional Benchmark)		-1.00%	9,900	2.85%	10,879	4.29%	12,341	6.19%	18,674	
Axis Banking & PSU Debt Fund - Direct Plan - Growth Option	01-Jan-13	3.50%	10,352	5.72%	11,818	7.17%	14,139	7.92%	21,155	
NIFTY Banking & PSU Debt Index (Benchmark)		2.47%	10,249	5.74%	11,825	6.23%	13,528	7.49%	20,355	
NIFTY 10 yr Benchmark G-Sec (Additional Benchmark)		-1.00%	9,900	2.85%	10,879	4.29%	12,341	5.95%	17,653	
Axis Nifty AAA Bond Plus SDL Apr 2026 50:50 ETF	11-May-21	1.46%	10,147	NA	NA	NA	NA	2.86%	10,424	
Nifty AAA Bond Plus SDL Apr 2026 50:50 Index (Benchmark)		1.55%	10,155	NA	NA	NA	NA	2.89%	10,428	
NIFTY 10 yr Benchmark G-Sec (Additional Benchmark)		-1.00%	9,900	NA	NA	NA	NA	-0.92%	9,864	
Axis Nifty AAA Bond Plus SDL Apr 2026 50:50 ETF FOF - Regular - Growth	20-Oct-21	0.69%	10,069	NA	NA	NA	NA	0.84%	10,087	
Nifty AAA Bond Plus SDL Apr 2026 50:50 Index (Benchmark)		1.55%	10,155	NA	NA	NA	NA	1.59%	10,164	
NIFTY 10 yr Benchmark G-Sec (Additional Benchmark)		-1.00%	9,900	NA	NA	NA	NA	-0.94%	9,903	
Axis Nifty AAA Bond Plus SDL Apr 2026 50:50 ETF FOF - Direct - Growth	20-Oct-21	0.84%	10,084	NA	NA	NA	NA	0.99%	10,102	
Nifty AAA Bond Plus SDL Apr 2026 50:50 Index (Benchmark)		1.55%	10,155	NA	NA	NA	NA	1.59%	10,164	
NIFTY 10 yr Benchmark G-Sec (Additional Benchmark)		-1.00%	9,900	NA	NA	NA	NA	-0.94%	9,903	
TOP 3 FUNDS MANAGED BY ASHISH NAIK (TOTAL SCHEMES MANAGED : 11 SCHEMES)										
Axis NIFTY India Consumption ETF	17-Sep-21	13.96%	11,404	NA	NA	NA	NA	10.00%	11,128	
Nifty India Consumption TRI (Benchmark)		14.44%	11,453	NA	NA	NA	NA	10.02%	11,129	
Nifty 50 TRI Index (Additional Benchmark)	03-Nov-20	3.30%	10,332	NA	NA	NA	NA	3.52%	10,395	
Axis NIFTY Bank ETF		6.13%	10,617	NA	NA	NA	NA	29.22%	16,662	
Nifty Bank TRI (Benchmark)		6.43%	10,646	NA	NA	NA	NA	27.69%	16,273	
Nifty 50 TRI Index (Additional Benchmark)	14-Aug-14	3.30%	10,332	NA	NA	NA	NA	25.15%	15,634	
Axis Arbitrage Fund - Regular Plan - Growth Option		3.84%	10,386	3.89%	11,215	4.81%	12,648	5.53%	15,565	
Nifty 50 Arbitrage Index (Benchmark)		3.82%	10,384	3.45%	11,071	4.35%	12,373	5.15%	15,108	
NIFTY 1 Year T-Bill Index (Additional Benchmark)	14-Aug-14	3.31%	10,333	4.64%	11,459	5.71%	13,199	6.49%	16,767	
Axis Arbitrage Fund - Direct Plan - Growth Option		4.61%	10,464	4.66%	11,466	5.60%	13,132	6.36%	16,601	
Nifty 50 Arbitrage Index (Benchmark)		3.82%	10,384	3.45%	11,071	4.35%	12,373	5.15%	15,108	
NIFTY 1 Year T-Bill Index (Additional Benchmark)	08-Dec-15	3.31%	10,333	4.64%	11,459	5.71%	13,199	6.49%	16,767	
BOTTOM 3 FUNDS MANAGED BY ASHISH NAIK (TOTAL SCHEMES MANAGED : 11 SCHEMES)										
Axis Childrens Gift Fund - Compulsory Lock-in - Regular Plan - Growth		08-Dec-15	-3.73%	9,625	11.69%	13,936	10.11%	16,192	10.40%	19,799
NIFTY 50 Hybrid Composite Debt 65:35 Index (Benchmark)	3.02%		10,304	13.41%	14,590	11.42%	17,178	12.46%	22,491	
Nifty 50 TRI (Additional Benchmark)	3.30%		10,332	16.23%	15,709	13.16%	18,558	14.56%	25,544	
Axis Childrens Gift Fund - No Lock-in - Regular Plan - Growth	08-Dec-15	-3.73%	9,625	11.69%	13,937	10.11%	16,192	10.40%	19,797	
NIFTY 50 Hybrid Composite Debt 65:35 Index (Benchmark)		3.02%	10,304	13.41%	14,590	11.42%	17,178	12.46%	22,491	
Nifty 50 TRI (Additional Benchmark)		3.30%	10,332	16.23%	15,709	13.16%	18,558	14.56%	25,544	
Axis Childrens Gift Fund - Compulsory Lock-in - Direct Plan - Growth	08-Dec-15	-2.61%	9,738	13.03%	14,447	11.57%	17,290	11.96%	21,802	
NIFTY 50 Hybrid Composite Debt 65:35 Index (Benchmark)		3.02%	10,304	13.41%	14,590	11.42%	17,178	12.46%	22,491	
Nifty 50 TRI (Additional Benchmark)		3.30%	10,332	16.23%	15,709	13.16%	18,558	14.56%	25,544	
Axis Childrens Gift Fund - No Lock-in - Direct Plan - Growth	08-Dec-15	-2.99%	9,760	13.22%	14,517	11.72%	17,413	12.18%	22,105	
NIFTY 50 Hybrid Composite Debt 65:35 Index (Benchmark)		3.02%	10,304	13.41%	14,590	11.42%	17,178	12.46%	22,491	
Nifty 50 TRI (Additional Benchmark)		3.30%	10,332	16.23%	15,709	13.16%	18,558	14.56%	25,544	

ANNEXURE FOR RETURNS OF ALL THE SCHEMES (as on 31st October, 2022)

	Date of Inception	1 Year		3 Years		5 Years		Since Inception	
		CAGR(%)	Current Value of Investment of ₹ 10,000/-	CAGR(%)	Current Value of Investment of ₹ 10,000/-	CAGR(%)	Current Value of Investment of ₹ 10,000/-	CAGR(%)	Current Value Of Investment Of ₹ 10,000 Was Invested On Inception Date
Axis Triple Advantage Fund - Regular Plan - Growth Option	23-Aug-10	-4.60%	9,537	11.51%	13,869	10.33%	16,355	9.28%	29,521
65% of Nifty 50 TRI + 20% of NIFTY Composite Debt Index + 15% of INR Price of Gold (Benchmark)		3.75%	10,377	13.83%	14,753	12.16%	17,753	10.83%	35,045
Nifty 50 TRI Index (Additional Benchmark)		3.30%	10,332	16.23%	15,709	13.16%	18,558	11.50%	37,740
Axis Triple Advantage Fund - Direct Plan - Growth Option	01-Jan-13	-3.09%	9,689	13.22%	14,519	11.81%	17,477	10.29%	26,198
65% of Nifty 50 TRI + 20% of NIFTY Composite Debt Index + 15% of INR Price of Gold (Benchmark)		3.75%	10,377	13.83%	14,753	12.16%	17,753	11.46%	29,071
Nifty 50 TRI Index (Additional Benchmark)		3.30%	10,332	16.23%	15,709	13.16%	18,558	13.32%	34,222
Axis Special Situations Fund - Regular Plan - Growth Option	24-Dec-20	-11.35%	8,859	NA	NA	NA	NA	9.75%	11,880
Nifty 500 TRI (Benchmark)		3.52%	10,354	NA	NA	NA	NA	19.57%	13,925
Nifty 50 TRI (Additional Benchmark)		3.30%	10,332	NA	NA	NA	NA	17.24%	13,425
Axis Special Situations Fund - Direct Plan - Growth Option	24-Dec-20	-10.03%	8,992	NA	NA	NA	NA	11.43%	12,220
Nifty 500 TRI (Benchmark)		3.52%	10,354	NA	NA	NA	NA	19.57%	13,925
Nifty 50 TRI (Additional Benchmark)		3.30%	10,332	NA	NA	NA	NA	17.24%	13,425
TOP 3 FUNDS MANAGED BY DEVANG SHAH (TOTAL SCHEMES MANAGED : 12 SCHEMES)									
Axis Liquid Fund - Regular Plan - Growth Option	09-Oct-09	4.35%	10,435	4.06%	11,269	5.28%	12,939	6.98%	24,162
Nifty Liquid Index B-I (Benchmark)		4.49%	10,449	4.16%	11,302	5.30%	12,946	7.03%	24,293
NIFTY 1 Year T-Bill Index (Additional Benchmark)		3.31%	10,331	4.64%	11,459	5.71%	13,199	6.41%	22,509
Axis Liquid Fund - Retail Plan - Growth Option	02-Mar-10	3.83%	10,383	3.56%	11,106	4.75%	12,616	6.58%	22,419
Nifty Liquid Index B-I (Benchmark)		4.49%	10,449	4.16%	11,302	5.30%	12,946	7.14%	23,973
NIFTY 1 Year T-Bill Index (Additional Benchmark)		3.31%	10,331	4.64%	11,459	5.71%	13,199	6.49%	22,183
Axis Liquid Fund - Direct Plan - Growth Option	01-Jan-13	4.43%	10,443	4.13%	11,292	5.35%	12,979	6.80%	19,099
Nifty Liquid Index B-I (Benchmark)		4.49%	10,449	4.16%	11,302	5.30%	12,946	6.74%	18,991
NIFTY 1 Year T-Bill Index (Additional Benchmark)		3.31%	10,331	4.64%	11,459	5.71%	13,199	6.66%	18,862
Axis Money Market Fund - Regular Plan - Growth Option	06-Aug-19	4.23%	10,425	4.84%	11,526	NA	NA	5.13%	11,758
NIFTY Money Market Index B-I (Benchmark)		4.20%	10,422	4.34%	11,360	NA	NA	4.51%	11,534
NIFTY 1 Year T-Bill Index (Additional Benchmark)		3.31%	10,333	4.64%	11,459	NA	NA	4.88%	11,669
Axis Money Market Fund - Direct Plan - Growth Option	06-Aug-19	4.39%	10,441	5.00%	11,578	NA	NA	5.28%	11,815
NIFTY Money Market Index B-I (Benchmark)		4.20%	10,422	4.34%	11,360	NA	NA	4.51%	11,534
NIFTY 1 Year T-Bill Index (Additional Benchmark)		3.31%	10,333	4.64%	11,459	NA	NA	4.88%	11,669
Axis Treasury Advantage Fund - Regular Plan - Growth Option	09-Oct-09	3.84%	10,386	5.08%	11,603	6.23%	13,530	7.43%	25,513
NIFTY Low Duration Debt Index B-I (Benchmark)		4.11%	10,413	5.21%	11,649	6.18%	13,500	7.58%	25,974
NIFTY 1 Year T-Bill Index (Additional Benchmark)		3.31%	10,333	4.64%	11,459	5.71%	13,199	6.41%	22,509
Axis Treasury Advantage Fund - Retail Plan - Growth Option	02-Mar-10	3.84%	10,386	5.14%	11,625	6.22%	13,524	7.12%	23,920
NIFTY Low Duration Debt Index B-I (Benchmark)		4.11%	10,413	5.21%	11,649	6.18%	13,500	7.64%	25,432
NIFTY 1 Year T-Bill Index (Additional Benchmark)		3.31%	10,333	4.64%	11,459	5.71%	13,199	6.49%	22,183
Axis Treasury Advantage Fund - Direct Plan - Growth Option	01-Jan-13	4.19%	10,421	5.41%	11,714	6.61%	13,777	7.71%	20,752
NIFTY Low Duration Debt Index B-I (Benchmark)		4.11%	10,413	5.21%	11,649	6.18%	13,500	7.36%	20,115
NIFTY 1 Year T-Bill Index (Additional Benchmark)		3.31%	10,333	4.64%	11,459	5.71%	13,199	6.66%	18,862
BOTTOM 3 FUNDS MANAGED BY DEVANG SHAH (TOTAL SCHEMES MANAGED : 12 SCHEMES)									
Axis Gilt Fund - Regular Plan - Growth Option	23-Jan-12	1.86%	10,187	5.75%	11,827	6.45%	13,668	6.97%	20,675
NIFTY All Duration G-Sec Index (Benchmark)		1.17%	10,117	5.05%	11,594	6.44%	13,667	7.25%	21,267
NIFTY 10 yr Benchmark G-Sec (Additional Benchmark)		-1.00%	9,900	2.85%	10,879	4.29%	12,341	6.16%	19,047
Axis Gilt Fund - Direct Plan - Growth Option	01-Jan-13	2.48%	10,249	6.34%	12,028	7.02%	14,038	7.50%	20,373
NIFTY All Duration G-Sec Index (Benchmark)		1.17%	10,117	5.05%	11,594	6.44%	13,667	7.08%	19,590
NIFTY 10 yr Benchmark G-Sec (Additional Benchmark)		-1.00%	9,900	2.85%	10,879	4.29%	12,341	5.95%	17,653
Axis Dynamic Bond Fund - Regular Plan - Growth Option	27-Apr-11	1.30%	10,131	5.97%	11,901	6.55%	13,736	7.91%	24,040
NIFTY Composite Debt Index B-III (Benchmark)		2.97%	10,298	6.97%	12,243	6.73%	13,851	8.12%	24,585
NIFTY 10 yr Benchmark G-Sec (Additional Benchmark)		-1.00%	9,900	2.85%	10,879	4.29%	12,341	6.25%	20,114
Axis Dynamic Bond Fund - Direct Plan - Growth Option	01-Jan-13	1.71%	10,171	6.41%	12,052	7.17%	14,143	8.57%	22,459
NIFTY Composite Debt Index B-III (Benchmark)		2.97%	10,298	6.97%	12,243	6.73%	13,851	7.94%	21,199
NIFTY 10 yr Benchmark G-Sec (Additional Benchmark)		-1.00%	9,900	2.85%	10,879	4.29%	12,341	5.95%	17,653
Axis Regular Saver Fund - Regular Plan - Growth Option	16-Jul-10	1.14%	10,114	8.25%	12,688	6.08%	13,437	7.57%	24,552
NIFTY 50 Hybrid Composite Debt 15:85 Index (Benchmark)		2.20%	10,222	7.98%	12,592	7.91%	14,637	8.50%	27,270
NIFTY 10 yr Benchmark G-Sec (Additional Benchmark)		-1.00%	9,900	2.85%	10,879	4.29%	12,341	6.03%	20,562
Axis Regular Saver Fund - Direct Plan - Growth Option	04-Jan-13	2.54%	10,255	9.51%	13,135	7.26%	14,203	9.11%	23,546
NIFTY 50 Hybrid Composite Debt 15:85 Index (Benchmark)		2.20%	10,222	7.98%	12,592	7.91%	14,637	8.70%	22,706
NIFTY 10 yr Benchmark G-Sec (Additional Benchmark)		-1.00%	9,900	2.85%	10,879	4.29%	12,341	5.90%	17,568
TOP 3 FUNDS MANAGED BY HITESH DAS (TOTAL SCHEMES MANAGED : 16 SCHEMES)									
Axis Small Cap Fund - Regular Plan - Growth Option	29-Nov-13	8.10%	10,814	26.13%	20,079	18.41%	23,290	22.98%	63,350
Nifty Smallcap 250 TRI (Benchmark)		1.01%	10,102	26.32%	20,170	8.01%	14,700	18.29%	44,797
Nifty 50 TRI (Additional Benchmark)		3.30%	10,332	16.23%	15,709	13.16%	18,558	14.15%	32,584
Axis Small Cap Fund - Direct Plan - Growth Option	29-Nov-13	9.73%	10,978	28.17%	21,071	20.10%	25,002	24.56%	71,030
Nifty Smallcap 250 TRI (Benchmark)		1.01%	10,102	26.32%	20,170	8.01%	14,700	18.29%	44,797
Nifty 50 TRI (Additional Benchmark)		3.30%	10,332	16.23%	15,709	13.16%	18,558	14.15%	32,584
Axis Quant Fund - Regular Plan - Growth Option	01-Jul-21	1.35%	10,136	NA	NA	NA	NA	9.01%	11,220
S&P BSE 200 TRI (Benchmark)		4.22%	10,424	NA	NA	NA	NA	12.81%	11,744
Nifty 50 TRI Index (Additional Benchmark)		3.30%	10,332	NA	NA	NA	NA	12.42%	11,690
Axis Quant Fund - Direct Plan - Growth Option	01-Jul-21	3.13%	10,314	NA	NA	NA	NA	10.90%	11,480
S&P BSE 200 TRI (Benchmark)		4.22%	10,424	NA	NA	NA	NA	12.81%	11,744
Nifty 50 TRI Index (Additional Benchmark)		3.30%	10,332	NA	NA	NA	NA	12.42%	11,690
Axis Value Fund - Regular Plan - Growth Option	22-Sep-21	0.00%	10,000	NA	NA	NA	NA	2.80%	10,310
NIFTY 500 Value 50 TRI (Benchmark)		7.28%	10,732	NA	NA	NA	NA	15.19%	11,694
Nifty 50 TRI Index (Additional Benchmark)		3.30%	10,332	NA	NA	NA	NA	3.77%	10,418
Axis Value Fund - Direct Plan - Growth Option	22-Sep-21	1.54%	10,155	NA	NA	NA	NA	4.33%	10,480
NIFTY 500 Value 50 TRI (Benchmark)		7.28%	10,732	NA	NA	NA	NA	15.19%	11,694
Nifty 50 TRI Index (Additional Benchmark)		3.30%	10,332	NA	NA	NA	NA	3.77%	10,418
BOTTOM 3 FUNDS MANAGED BY HITESH DAS (TOTAL SCHEMES MANAGED : 16 SCHEMES)									
Axis Focused 25 Fund - Regular Plan - Growth Option	29-Jun-12	-13.56%	8,637	10.29%	13,418	10.32%	16,341	14.58%	40,870
Nifty 500 TRI (Benchmark)		3.52%	10,354	18.03%	16,452	12.29%	17,858	14.80%	41,686
Nifty 50 TRI (Additional Benchmark)		3.30%	10,332	16.23%	15,709	13.16%	18,558	14.00%	38,772
Axis Focused 25 Fund - Direct Plan - Growth Option	01-Jan-13	-12.61%	8,733	11.55%	13,884	11.63%	17,341	14.97%	39,425
Nifty 500 TRI (Benchmark)		3.52%	10,354	18.03%	16,452	12.29%	17,858	13.95%	36,127
Nifty 50 TRI (Additional Benchmark)		3.30%	10,332	16.23%	15,709	13.16%	18,558	13.32%	34,222
Axis Global Innovation Fund of Fund - Regular Plan - Growth Option	28-May-21	-24.24%	7,564	NA	NA	NA	NA	-12.76%	8,230
MSCI AC World Index TRI (Benchmark)		-11.76%	8,818	NA	NA	NA	NA	-2.88%	9,592
Nifty 50 TRI Index (Additional Benchmark)		3.30%	10,332	NA	NA	NA	NA	13.10%	11,922
Axis Global Innovation Fund - Direct Plan - Growth Option	28-May-21	-23.29%	7,660	NA	NA	NA	NA	-11.65%	8,380
MSCI AC World Index TRI (Benchmark)		-11.76%	8,818	NA	NA	NA	NA	-2.88%	9,592
Nifty 50 TRI Index (Additional Benchmark)		3.30%	10,332	NA	NA	NA	NA	13.10%	11,922
Axis Greater China Equity Fund of Fund - Regular Plan - Growth Option	10-Feb-21	-36.59%	6,325	NA	NA	NA	NA	-28.91%	5,560
MSCI Golden Dragon Index (in INR terms) (Benchmark)		-36.75%	6,309	NA	NA	NA	NA	NA	NA
Nifty 50 TRI Index (Additional Benchmark)		3.30%	10,332	NA	NA	NA	NA	12.33%	12,214
Axis Greater China Equity Fund of Fund - Direct Plan - Growth Option	10-Feb-21	-35.92%	6,392	NA	NA	NA	NA	-28.09%	5,670
MSCI Golden Dragon Index (in INR terms) (Benchmark)		-36.75%	6,309	NA	NA	NA	NA	NA	NA
Nifty 50 TRI Index (Additional Benchmark)		3.30%	10,332	NA	NA	NA	NA	12.33%	12,214

ANNEXURE FOR RETURNS OF ALL THE SCHEMES (as on 31st October, 2022)

			1 Year		3 Years		5 Years		Since Inception
	Date of Inception	CAGR(%)	Current Value of Investment of ₹ 10,000/-	CAGR(%)	Current Value of Investment of ₹ 10,000/-	CAGR(%)	Current Value of Investment of ₹ 10,000/-	CAGR(%)	Current Value Of Investment Of ₹ 10,000 Was Invested On Inception Date
TOP 3 FUNDS MANAGED BY JINESH GOPANI (TOTAL SCHEMES MANAGED : 14 SCHEMES)									
Axis Value Fund - Regular Plan - Growth Option	22-Sep-21	0.00%	10,000	NA	NA	NA	NA	2.80%	10,310
NIFTY 500 Value 50 TRI (Benchmark)		7.28%	10,732	NA	NA	NA	NA	15.19%	11,694
Nifty 50 TRI Index (Additional Benchmark)		3.30%	10,332	NA	NA	NA	NA	3.77%	10,418
Axis Value Fund - Direct Plan - Growth Option	22-Sep-21	1.54%	10,155	NA	NA	NA	NA	4.33%	10,480
NIFTY 500 Value 50 TRI (Benchmark)		7.28%	10,732	NA	NA	NA	NA	15.19%	11,694
Nifty 50 TRI Index (Additional Benchmark)		3.30%	10,332	NA	NA	NA	NA	3.77%	10,418
Axis NIFTY Healthcare ETF	17-May-21	-1.94%	9,805	NA	NA	NA	NA	0.70%	10,102
Nifty Healthcare TRI (Benchmark)		-1.70%	9,829	NA	NA	NA	NA	1.78%	10,261
Nifty 50 TRI Index (Additional Benchmark)		3.30%	10,332	NA	NA	NA	NA	15.48%	12,335
Axis Retirement Savings Fund - Conservative Plan - Regular Plan - Growth Option	20-Dec-19	-2.17%	9,782	NA	NA	NA	NA	7.49%	12,300
NIFTY 50 Hybrid Short Duration Debt 25:75 Index (Benchmark)		3.28%	10,330	NA	NA	NA	NA	8.86%	12,754
NIFTY 10 yr Benchmark G-Sec (Additional Benchmark)		-1.00%	9,900	NA	NA	NA	NA	3.06%	10,901
Axis Retirement Savings Fund - Conservative Plan - Direct Plan - Growth Option	20-Dec-19	-0.50%	9,949	NA	NA	NA	NA	9.37%	12,928
NIFTY 50 Hybrid Short Duration Debt 25:75 Index (Benchmark)		3.28%	10,330	NA	NA	NA	NA	8.86%	12,754
NIFTY 10 yr Benchmark G-Sec (Additional Benchmark)		-1.00%	9,900	NA	NA	NA	NA	3.06%	10,901
BOTTOM 3 FUNDS MANAGED BY JINESH GOPANI (TOTAL SCHEMES MANAGED : 14 SCHEMES)									
Axis ESG Equity Fund - Regular Plan - Growth Option	12-Feb-20	-11.81%	8,813	NA	NA	NA	NA	15.43%	14,770
Nifty 100 ESG TRI (Benchmark)		-0.80%	9,920	NA	NA	NA	NA	18.14%	15,733
Nifty 50 TRI (Additional Benchmark)		3.30%	10,332	NA	NA	NA	NA	16.90%	15,288
Axis ESG Equity Fund - Direct Plan - Growth Option	12-Feb-20	-10.45%	8,950	NA	NA	NA	NA	17.27%	15,420
Nifty 100 ESG TRI (Benchmark)		-0.80%	9,920	NA	NA	NA	NA	18.14%	15,733
Nifty 50 TRI (Additional Benchmark)		3.30%	10,332	NA	NA	NA	NA	16.90%	15,288
Axis Focused 25 Fund - Regular Plan - Growth Option	29-Jun-12	-13.56%	8,637	10.29%	13,418	10.32%	16,341	14.58%	40,870
Nifty 500 TRI (Benchmark)		3.52%	10,354	18.03%	16,452	12.29%	17,858	14.80%	41,686
Nifty 50 TRI (Additional Benchmark)		3.30%	10,332	16.23%	15,709	13.16%	18,558	14.00%	38,772
Axis Focused 25 Fund - Direct Plan - Growth Option	01-Jan-13	-12.61%	8,733	11.55%	13,884	11.63%	17,341	14.97%	39,425
Nifty 500 TRI (Benchmark)		3.52%	10,354	18.03%	16,452	12.29%	17,858	13.95%	36,127
Nifty 50 TRI (Additional Benchmark)		3.30%	10,332	16.23%	15,709	13.16%	18,558	13.32%	34,222
Axis NIFTY IT ETF	25-Mar-21	-14.82%	8,511	NA	NA	NA	NA	9.17%	11,510
Nifty IT TRI (Benchmark)		-14.70%	8,523	NA	NA	NA	NA	10.86%	11,797
Nifty 50 TRI Index (Additional Benchmark)		3.30%	10,332	NA	NA	NA	NA	16.97%	12,856
TOP 3 FUNDS MANAGED BY KAUSTUBH SULE (TOTAL SCHEMES MANAGED : 9 SCHEMES)									
Axis Strategic Bond Fund - Regular Plan - Growth Option	28-Mar-12	3.27%	10,329	6.46%	12,068	6.42%	13,653	8.02%	22,644
NIFTY Medium Duration Debt Index C-III (Benchmark)		4.54%	10,457	7.45%	12,406	7.15%	14,125	8.64%	24,069
NIFTY 10 yr Benchmark G-Sec (Additional Benchmark)		-1.00%	9,900	2.85%	10,879	4.29%	12,341	6.40%	19,307
Axis Strategic Bond Fund - Direct Plan - Growth Option	01-Jan-13	3.98%	10,401	7.20%	12,322	7.16%	14,134	9.51%	24,445
NIFTY Medium Duration Debt Index C-III (Benchmark)		4.54%	10,457	7.45%	12,406	7.15%	14,125	8.43%	22,159
NIFTY 10 yr Benchmark G-Sec (Additional Benchmark)		-1.00%	9,900	2.85%	10,879	4.29%	12,341	5.95%	17,653
Axis Gilt Fund - Regular Plan - Growth Option	23-Jan-12	1.86%	10,187	5.75%	11,827	6.45%	13,668	6.97%	20,675
NIFTY All Duration G-Sec Index (Benchmark)		1.17%	10,117	5.05%	11,594	6.44%	13,667	7.25%	21,267
NIFTY 10 yr Benchmark G-Sec (Additional Benchmark)		-1.00%	9,900	2.85%	10,879	4.29%	12,341	6.16%	19,047
Axis Gilt Fund - Direct Plan - Growth Option	01-Jan-13	2.48%	10,249	6.34%	12,028	7.02%	14,038	7.50%	20,373
NIFTY All Duration G-Sec Index (Benchmark)		1.17%	10,117	5.05%	11,594	6.44%	13,667	7.08%	19,590
NIFTY 10 yr Benchmark G-Sec (Additional Benchmark)		-1.00%	9,900	2.85%	10,879	4.29%	12,341	5.95%	17,653
Axis Nifty AAA Bond Plus SDL Apr 2026 50:50 ETF	11-May-21	1.46%	10,147	NA	NA	NA	NA	2.86%	10,424
Nifty AAA Bond Plus SDL Apr 2026 50:50 Index (Benchmark)		1.55%	10,155	NA	NA	NA	NA	2.89%	10,428
NIFTY 10 yr Benchmark G-Sec (Additional Benchmark)		-1.00%	9,900	NA	NA	NA	NA	-0.92%	9,864
BOTTOM 3 FUNDS MANAGED BY KAUSTUBH SULE (TOTAL SCHEMES MANAGED : 9 SCHEMES)									
Axis Equity Saver Fund - Regular Plan - Growth Option	14-Aug-15	-0.18%	9,982	8.08%	12,626	7.86%	14,604	7.60%	16,970
NIFTY 50 Equity Savings Index (Benchmark)		3.69%	10,371	9.39%	13,094	8.65%	15,143	8.57%	18,109
NIFTY 10 yr Benchmark G-Sec (Additional Benchmark)		-1.00%	9,900	2.85%	10,879	4.29%	12,341	5.72%	14,943
Axis Equity Saver Fund - Direct Plan - Growth Option	14-Aug-15	1.14%	10,114	9.51%	13,135	9.22%	15,544	8.94%	18,560
NIFTY 50 Equity Savings Index (Benchmark)		3.69%	10,371	9.39%	13,094	8.65%	15,143	8.57%	18,109
NIFTY 10 yr Benchmark G-Sec (Additional Benchmark)		-1.00%	9,900	2.85%	10,879	4.29%	12,341	5.72%	14,943
Axis Equity Hybrid Fund - Regular Plan - Growth Option	09-Aug-18	-3.70%	9,628	11.02%	13,686	NA	NA	10.51%	15,260
CRISIL Hybrid 35+65 - Aggressive Index (Benchmark)		3.48%	10,350	14.27%	14,926	NA	NA	11.68%	15,957
Nifty 50 TRI (Additional Benchmark)		3.30%	10,332	16.23%	15,709	NA	NA	12.63%	16,536
Axis Equity Hybrid Fund - Direct Plan - Growth Option	09-Aug-18	-2.45%	9,753	12.53%	14,253	NA	NA	12.11%	16,220
CRISIL Hybrid 35+65 - Aggressive Index (Benchmark)		3.48%	10,350	14.27%	14,926	NA	NA	11.68%	15,957
Nifty 50 TRI (Additional Benchmark)		3.30%	10,332	16.23%	15,709	NA	NA	12.63%	16,536
Axis Childrens Gift Fund - Compulsory Lock-in - Regular Plan - Growth	08-Dec-15	-3.73%	9,625	11.69%	13,936	10.11%	16,192	10.40%	19,799
NIFTY 50 Hybrid Composite Debt 65:35 Index (Benchmark)		3.02%	10,304	13.41%	14,590	11.42%	17,178	12.46%	22,491
Nifty 50 TRI (Additional Benchmark)		3.30%	10,332	16.23%	15,709	13.16%	18,558	14.56%	25,544
Axis Childrens Gift Fund - No Lock-in - Regular Plan - Growth	08-Dec-15	-3.73%	9,625	11.69%	13,937	10.11%	16,192	10.40%	19,797
NIFTY 50 Hybrid Composite Debt 65:35 Index (Benchmark)		3.02%	10,304	13.41%	14,590	11.42%	17,178	12.46%	22,491
Nifty 50 TRI (Additional Benchmark)		3.30%	10,332	16.23%	15,709	13.16%	18,558	14.56%	25,544
Axis Childrens Gift Fund - Compulsory Lock-in - Direct Plan - Growth	08-Dec-15	-2.61%	9,738	13.03%	14,447	11.57%	17,290	11.96%	21,802
NIFTY 50 Hybrid Composite Debt 65:35 Index (Benchmark)		3.02%	10,304	13.41%	14,590	11.42%	17,178	12.46%	22,491
Nifty 50 TRI (Additional Benchmark)		3.30%	10,332	16.23%	15,709	13.16%	18,558	14.56%	25,544
Axis Childrens Gift Fund - No Lock-in - Direct Plan - Growth	08-Dec-15	-2.39%	9,760	13.22%	14,517	11.72%	17,413	12.18%	22,105
NIFTY 50 Hybrid Composite Debt 65:35 Index (Benchmark)		3.02%	10,304	13.41%	14,590	11.42%	17,178	12.46%	22,491
Nifty 50 TRI (Additional Benchmark)		3.30%	10,332	16.23%	15,709	13.16%	18,558	14.56%	25,544
TOP 3 FUNDS MANAGED BY R SIVAKUMAR (TOTAL SCHEMES MANAGED : 10 SCHEMES)									
Axis All Seasons Debt Fund of Funds - Reg - Growth	28-Jan-20	2.73%	10,274	NA	NA	NA	NA	5.85%	11,698
NIFTY Composite Debt Index (Benchmark)		1.86%	10,187	NA	NA	NA	NA	6.02%	11,749
NIFTY 1 Year T-Bill Index (Additional Benchmark)		3.31%	10,333	NA	NA	NA	NA	4.60%	11,321
Axis All Seasons Debt Fund of Funds - Direct Plan - Growth Option	28-Jan-20	3.14%	10,316	NA	NA	NA	NA	6.21%	11,807
NIFTY Composite Debt Index (Benchmark)		1.86%	10,187	NA	NA	NA	NA	6.02%	11,749
NIFTY 1 Year T-Bill Index (Additional Benchmark)		3.31%	10,333	NA	NA	NA	NA	4.60%	11,321
Axis Dynamic Bond Fund - Regular Plan - Growth Option	27-Apr-11	1.30%	10,131	5.97%	11,901	6.55%	13,736	7.91%	24,040
NIFTY Composite Debt Index B-III (Benchmark)		2.97%	10,298	6.97%	12,243	6.73%	13,851	8.12%	24,585
NIFTY 10 yr Benchmark G-Sec (Additional Benchmark)		-1.00%	9,900	2.85%	10,879	4.29%	12,341	6.25%	20,114
Axis Dynamic Bond Fund - Direct Plan - Growth Option	01-Jan-13	1.71%	10,171	6.41%	12,052	7.17%	14,143	8.57%	22,459
NIFTY Composite Debt Index B-III (Benchmark)		2.97%	10,298	6.97%	12,243	6.73%	13,851	7.94%	21,199
NIFTY 10 yr Benchmark G-Sec (Additional Benchmark)		-1.00%	9,900	2.85%	10,879	4.29%	12,341	5.95%	17,653
Axis Balanced Advantage Fund - Regular Plan - Growth Option	01-Aug-17	0.35%	10,035	8.50%	12,776	7.17%	14,139	7.26%	14,450
NIFTY 50 Hybrid Composite Debt 50:50 Index (Benchmark)		2.83%	10,284	11.93%	14,029	10.49%	16,470	10.28%	16,719
Nifty 50 TRI (Additional Benchmark)		3.30%	10,332	16.23%	15,709	13.16%	18,558	13.01%	19,007
Axis Balanced Advantage Fund - Direct Plan - Growth Option	01-Aug-17	1.62%	10,163	9.89%	13,274	8.69%	15,175	8.80%	15,570
NIFTY 50 Hybrid Composite Debt 50:50 Index (Benchmark)		2.83%	10,284	11.93%	14,029	10.49%	16,470	10.28%	16,719
Nifty 50 TRI (Additional Benchmark)		3.30%	10,332	16.23%	15,709	13.16%	18,558	13.01%	19,007

ANNEXURE FOR RETURNS OF ALL THE SCHEMES (as on 31st October, 2022)

	Date of Inception	1 Year		3 Years		5 Years		Since Inception	
		CAGR(%)	Current Value of Investment of ₹ 10,000/-	CAGR(%)	Current Value of Investment of ₹ 10,000/-	CAGR(%)	Current Value of Investment of ₹ 10,000/-	CAGR(%)	Current Value Of Investment Of ₹ 10,000 Was Invested On Inception Date
BOTTOM 3 FUNDS MANAGED BY R SIVAKUMAR (TOTAL SCHEMES MANAGED : 10 SCHEMES)									
Axis Triple Advantage Fund - Regular Plan - Growth Option	23-Aug-10	-4.60%	9,537	11.51%	13,869	10.33%	16,355	9.28%	29,521
65% of Ni fty 50 TRI + 20% of NIFTY Composite Debt Index + 15% of INR Price of Gold (Benchmark)		3.75%	10,377	13.83%	14,753	12.16%	17,753	10.83%	35,045
Nifty 50 TRI Index (Addi tional Benchmark)		3.30%	10,332	16.23%	15,709	13.16%	18,558	11.50%	37,740
Axis Triple Advantage Fund - Direct Plan - Growth Option	01-Jan-13	-3.09%	9,689	13.22%	14,519	11.81%	17,477	10.29%	26,198
65% of Ni fty 50 TRI + 20% of NIFTY Composite Debt Index + 15% of INR Price of Gold (Benchmark)		3.75%	10,377	13.83%	14,753	12.16%	17,753	11.46%	29,071
Nifty 50 TRI Index (Addi tional Benchmark)		3.30%	10,332	16.23%	15,709	13.16%	18,558	13.32%	34,222
Axis Retirement Savings Fund - Dynamic Plan - Regular Plan - Growth Op tion	20-Dec-19	-6.25%	9,372	NA	NA	NA	NA	10.84%	13,430
NIFTY 50 Hybrid Composite Debt 65:35 Index (Benchmark)		3.02%	10,304	NA	NA	NA	NA	13.14%	14,246
Nifty 50 TRI (Addi tional Benchmark)		3.30%	10,332	NA	NA	NA	NA	15.74%	15,203
Axis Retirement Savings Fund - Dynamic Plan - Direct Plan - Growth Op tion	20-Dec-19	-4.56%	9,541	NA	NA	NA	NA	12.88%	14,150
NIFTY 50 Hybrid Composite Debt 65:35 Index (Benchmark)		3.02%	10,304	NA	NA	NA	NA	13.14%	14,246
Nifty 50 TRI (Addi tional Benchmark)		3.30%	10,332	NA	NA	NA	NA	15.74%	15,203
Axis Retirement Savings Fund - Aggressive Plan - Regular Plan - Growth Op tion	20-Dec-19	-7.24%	9,272	NA	NA	NA	NA	8.82%	12,740
NIFTY 50 Hybrid Composite Debt 70:30 Index (Benchmark)		3.08%	10,309	NA	NA	NA	NA	13.57%	14,401
Nifty 50 TRI (Addi tional Benchmark)		3.30%	10,332	NA	NA	NA	NA	15.74%	15,203
Axis Retirement Savings Fund - Aggressive Plan - Direct Plan - Growth Op tion	20-Dec-19	-5.68%	9,429	NA	NA	NA	NA	10.69%	13,380
NIFTY 50 Hybrid Composite Debt 70:30 Index (Benchmark)		3.08%	10,309	NA	NA	NA	NA	13.57%	14,401
Nifty 50 TRI (Addi tional Benchmark)		3.30%	10,332	NA	NA	NA	NA	15.74%	15,203

ANNEXURE FOR RETURNS OF ALL THE SCHEMES (as on 31st October, 2022)

	Date of Inception	6 Months Returns Simple Annualized (%)	Current Value of Investment of ₹10,000	Since Inception Returns	Current Value of Investment if ₹10,000 was invested on inception date
FUND COMPLETED SIX MONTH BUT NOT COMPLETED ONE YEAR Axis Multicap Fund - Regular Plan - Growth Option					
Axis Multicap Fund - Regular Plan - Growth Option	17-Dec-21	11.51%	10,560	-0.23%	9,980
NIFTY 500 Multicap 50:25:25 TRI (Benchmark)		8.46%	10,414	5.63%	10,491
Nifty 50 TRI Index (Additional Benchmark)		12.63%	10,613	8.53%	10,743
FUND COMPLETED SIX MONTH BUT NOT COMPLETED ONE YEAR Axis Multicap Fund - Direct Plan - Growth Option					
Axis Multicap Fund - Direct Plan - Growth Option	17-Dec-21	13.10%	10,635	1.38%	10,120
NIFTY 500 Multicap 50:25:25 TRI (Benchmark)		8.46%	10,414	5.63%	10,491
Nifty 50 TRI Index (Additional Benchmark)		12.63%	10,613	8.53%	10,743
FUND COMPLETED SIX MONTH BUT NOT COMPLETED ONE YEAR Axis CRISIL IBX 70:30 CPSE Plus SDL April 2025 Index Fund - Regular Plan - Growth Option					
Axis CRISIL IBX 70:30 CPSE Plus SDL April 2025 Index Fund - Regular Plan - Growth Option	28-Jan-22	1.17%	10,058	0.75%	10,056
CRISIL IBX 70:30 CPSE Plus SDL - April 2025 (Benchmark)		1.66%	10,083	1.22%	10,092
NIFTY 10 yr Benchmark G-Sec (Additional Benchmark)		2.13%	10,106	-0.02%	9,999
FUND COMPLETED SIX MONTH BUT NOT COMPLETED ONE YEAR Axis CRISIL IBX 70:30 CPSE Plus SDL April 2025 Index Fund - Direct Plan - Growth Option					
Axis CRISIL IBX 70:30 CPSE Plus SDL April 2025 Index Fund - Direct Plan - Growth Option	28-Jan-22	1.32%	10,066	0.90%	10,068
CRISIL IBX 70:30 CPSE Plus SDL - April 2025 (Benchmark)		1.66%	10,083	1.22%	10,092
NIFTY 10 yr Benchmark G-Sec (Additional Benchmark)		2.13%	10,106	-0.02%	9,999
FUND COMPLETED SIX MONTH BUT NOT COMPLETED ONE YEAR Axis CRISIL IBX SDL May 2027 Index Fund - Regular Plan - Growth Option					
Axis CRISIL IBX SDL May 2027 Index Fund - Regular Plan - Growth Option	23-Feb-22	3.08%	10,153	-0.23%	9,984
CRISIL IBX SDL Index May 2027 (Benchmark)		3.29%	10,163	1.29%	10,088
NIFTY 10 yr Benchmark G-Sec (Additional Benchmark)		2.13%	10,106	-0.61%	9,958
FUND COMPLETED SIX MONTH BUT NOT COMPLETED ONE YEAR Axis CRISIL IBX SDL May 2027 Index Fund - Direct Plan - Growth Option					
Axis CRISIL IBX SDL May 2027 Index Fund - Direct Plan - Growth Option	23-Feb-22	3.23%	10,160	-0.08%	9,994
CRISIL IBX SDL Index May 2027 (Benchmark)		3.29%	10,163	1.29%	10,088
NIFTY 10 yr Benchmark G-Sec (Additional Benchmark)		2.13%	10,106	-0.61%	9,958
FUND COMPLETED SIX MONTH BUT NOT COMPLETED ONE YEAR Axis Nifty 50 Index Fund - Regular Plan - Growth Option					
Axis Nifty 50 Index Fund - Regular Plan - Growth Option	03-Dec-21	11.95%	10,581	5.82%	10,529
Nifty 50 TRI (Benchmark)		12.63%	10,613	6.72%	10,611
S&P BSE Sensex TRI Index (Additional Benchmark)		14.89%	10,719	7.27%	10,661
FUND COMPLETED SIX MONTH BUT NOT COMPLETED ONE YEAR Axis Nifty 50 Index Fund - Direct Plan - Growth Option					
Axis Nifty 50 Index Fund - Direct Plan - Growth Option	03-Dec-21	12.27%	10,596	6.14%	10,558
Nifty 50 TRI (Benchmark)		12.63%	10,613	6.72%	10,611
S&P BSE Sensex TRI Index (Additional Benchmark)		14.89%	10,719	7.27%	10,661
FUND COMPLETED SIX MONTH BUT NOT COMPLETED ONE YEAR Axis Nifty Next 50 Index Fund - Regular Plan - Growth Option					
Axis Nifty Next 50 Index Fund - Regular Plan - Growth Option	28-Jan-22	1.46%	10,073	4.97%	10,376
Nifty Next 50 TRI (Benchmark)		1.44%	10,072	7.85%	10,594
Nifty 50 TRI Index (Additional Benchmark)		12.63%	10,613	8.78%	10,664
FUND COMPLETED SIX MONTH BUT NOT COMPLETED ONE YEAR Axis Nifty Next 50 Index Fund - Direct Plan - Growth Option					
Axis Nifty Next 50 Index Fund - Direct Plan - Growth Option	28-Jan-22	2.07%	10,103	5.59%	10,423
Nifty Next 50 TRI (Benchmark)		1.44%	10,072	7.85%	10,594
Nifty 50 TRI Index (Additional Benchmark)		12.63%	10,613	8.78%	10,664
FUND COMPLETED SIX MONTH BUT NOT COMPLETED ONE YEAR Axis Nifty Smallcap 50 Index Fund - Regular Plan - Growth Option					
Axis Nifty Smallcap 50 Index Fund - Regular Plan - Growth Option	10-Mar-22	-17.14%	9,103	-12.64%	9,187
Nifty Smallcap 50 TRI (Benchmark)		-15.90%	9,170	-10.98%	9,293
Nifty 50 TRI Index (Additional Benchmark)		12.63%	10,613	15.07%	10,970
FUND COMPLETED SIX MONTH BUT NOT COMPLETED ONE YEAR Axis Nifty Smallcap 50 Index Fund - Direct Plan - Growth Option					
Axis Nifty Smallcap 50 Index Fund - Direct Plan - Growth Option	10-Mar-22	-16.45%	9,141	-11.94%	9,231
Nifty Smallcap 50 TRI (Benchmark)		-15.90%	9,170	-10.98%	9,293
Nifty 50 TRI Index (Additional Benchmark)		12.63%	10,613	15.07%	10,970
FUND COMPLETED SIX MONTH BUT NOT COMPLETED ONE YEAR Axis Nifty Midcap 50 Index Fund - Regular Plan - Growth Option					
Axis Nifty Midcap 50 Index Fund - Regular Plan - Growth Option	28-Mar-22	12.52%	10,608	8.12%	10,483
Nifty Midcap 50 TRI (Benchmark)		14.26%	10,689	15.63%	10,929
Nifty 50 TRI Index (Additional Benchmark)		12.63%	10,613	9.60%	10,571
FUND COMPLETED SIX MONTH BUT NOT COMPLETED ONE YEAR Axis Nifty Midcap 50 Index Fund - Direct Plan - Growth Option					
Axis Nifty Midcap 50 Index Fund - Direct Plan - Growth Option	28-Mar-22	13.33%	10,646	8.91%	10,530
Nifty Midcap 50 TRI (Benchmark)		14.26%	10,689	15.63%	10,929
Nifty 50 TRI Index (Additional Benchmark)		12.63%	10,613	9.60%	10,571

ANNEXURE FOR RETURNS OF ALL THE SCHEMES (as on 31st October, 2022)

	Date of Inception	6 Months Returns Simple Annualized (%)	Current Value of Investment of ₹ 10,000	Since Inception Returns	Current Value of Investment if ₹ 10,000 was invested on inception date
FUND COMPLETED SIX MONTH BUT NOT COMPLETED ONE YEAR Axis Equity ETFs FoF - Regular Plan - Growth Op tion					
Axis Equity ETFs FoF - Regular Plan - Growth Op tion	24-Feb-22	9.17%	10,449	10.70%	10,730
Nifty 500 TRI (Benchmark)		10.36%	10,505	19.12%	11,304
Nifty 50 TRI Index (Addi tional Benchmark)		12.63%	10,613	17.66%	11,204
FUND COMPLETED SIX MONTH BUT NOT COMPLETED ONE YEAR Axis Equity ETFs FoF - Direct Plan - Growth Op tion					
Axis Equity ETFs FoF - Direct Plan - Growth Op tion	24-Feb-22	9.34%	10,457	10.87%	10,742
Nifty 500 TRI (Benchmark)		10.36%	10,505	19.12%	11,304
Nifty 50 TRI Index (Addi tional Benchmark)		12.63%	10,613	17.66%	11,204

Past performance may or may not be sustained in future. Calculations are based on Regular Plan - Growth Option NAV and Direct Plan - Growth Option NAV, as applicable. Face Value per unit: 1,000/- for Axis Liquid Fund, Axis Treasury Advantage Fund, Axis Money Market Fund, Axis Floater Fund, Axis Overnight Fund and Axis Banking & PSU Debt Fund, Rs. 1/- for Axis Gold ETF, Axis Nifty AAA Bond Plus SDL ETF - 2026 Maturity, Rs. 10/- for Axis NIFTY 50 ETF, Axis NIFTY Healthcare ETF, Rs. 100/- for Axis NIFTY Bank ETF, Axis NIFTY IT ETF Axis NIFTY India Consumption ETF and Rs. 10/- for all other schemes. Different plans have different expense structure.

The above data excludes performance of all the schemes which have not completed Six Month.

NSE Disclaimer: It is to be distinctly understood that the permission given by NSE should not in any way be deemed or construed that the Scheme Information Document has been cleared or approved by NSE nor does it certify the correctness or completeness of any of the contents of the Draft Scheme Information Document. The investors are advised to refer to the Scheme Information Document for the full text of the 'Disclaimer Clause of NSE.

The Axis Nifty 100 Index Fund & Axis Nifty ETF offered by ""the issuers"" are not sponsored, endorsed, sold or promoted by NSE INDICES LIMITED (formerly known as India Index Services & Products Limited (IISL)). NSE INDICES LIMITED does not make any representation or warranty, express or implied (including warranties of merchantability or fitness for particular purpose or use) and disclaims all liability to the owners of Axis Nifty 100 Index Fund and Nifty ETF or any member of the public regarding the advisability of investing in securities generally or in the Axis Nifty 100 Index Fund & Axis Nifty ETF linked to Nifty 100 Index TRI and Nifty 50 TRI respectively or particularly in the ability of the Nifty 100 Index TRI or Nifty 50 TRI to track general stock market performance in India. Please read the full Disclaimers in relation to the Nifty 100 Index TRI or Nifty 50 TRI in the Offer Document/ Prospectus/ Scheme Information Document.

Jinesh Gopani is managing Axis Long Term Equity Fund since 1st April,2011, Axis Focused 25 Fund since 7th June,2016 and Axis Nifty IT ETF, Axis Nifty Healthcare ETF, Axis Growth Opportunities Fund, Axis Retirement Savings Fund which includes Aggressive Plan, Conservative Plan & Dynamic Plan, Axis ESG Equity Fund and Axis Value Fund, Axis Nifty 50 Index Fund, Axis Nifty Next 50 Index Fund, Axis Nifty Smallcap 50 Index Fund and Axis Nifty Midcap 50 Index Fund since inception.

Shreyash Devalkar is managing Axis Bluechip Fund, Axis Midcap Fund since 23rd November,2016 and Axis Flexi Cap Fund since 20th November,2017 and Axis Equity ETFs FoF since inception

Anupam Tiwari is managing Axis Equity Saver Fund and Axis Small Cap Fund since 6th October,2016, Axis Balanced Advantage Fund, Axis Multicap Fund and Axis Capital Builder Fund - Series 4 since inception.

Devang Shah is managing Axis Liquid Fund, Axis Dynamic Bond Fund, Axis Gilt Fund, Axis Strategic Bond Fund and Axis Short Term Fund since 5th November,2012, Axis Credit Risk Fund, Axis Money Market Fund and Axis Arbitrage Fund since inception and Axis Treasury Advantage Fund and Axis Regular Saver Fund and all Axis Fixed Term Plans since 7th June, 2016 (since inception date for Axis Fixed Term Plans launched after 7th June, 2016) and Axis Corporate Debt Fund since July 13th, 2017 and Axis CPSE Plus SDL 2025 70:30 Debt Index Fund since inception.

Ashish Naik is managing the equity portion of Axis Regular Saver Fund and Axis Triple Advantage Fund since 22nd June,2016 and Axis Children's Gift Fund since July 6th, 2016 and Axis Nifty 50 ETF since July 3rd, 2017 and Axis Special Situations Fund, Axis Nifty 100 Index Fund, Axis NIFTY India Consumption ETF and Axis NIFTY Bank ETF Since 04th May 2022 and Axis Equity Hybrid Fund since inception.

Aditya Pagaria is managing Axis Ultra short-term Fund, Axis Overnight Fund, Axis Money Market Fund, Axis Floater Fund, Axis Nifty AAA Bond Plus SDL ETF - 2026 , Maturity and Axis Nifty AAA Bond Plus SDL ETF - 2026 Maturity Fund of Fund, Axis Silver Fund of Fund, since inception and Axis Liquid Fund, Axis Treasury Advantage Fund, Axis Banking & PSU Debt Fund since 13th August, 2016, Axis Gold Fund since 9th November 2021.

R. Sivakumar is managing Axis Triple Advantage Fund since 14th September 2010 , Axis Dynamic Bond Fund Since 27th April 2011, Axis Equity Saver Fund (debt potion) Since 14th August 2015 , and Axis Children s Gift Fund (debt portion) since 7th June,2016, Axis Balanced Advantage Fund ,Axis Equity Hybrid Fund ,Axis Retirement Savings Fund which includes Aggressive Plan & Conservative Plan, Dynamic Plan ,Axis All Seasons Debt Fund of Funds since inception.

Akhil Thakkar is managing Axis Credit Risk Fund since 9th November 2021.

Shashank Verma is managing Axis All Seasons Debt Fund of Funds since 9th November 2021.

Hitesh Das managing Axis Growth Opportunities Fund, Axis ESG Equity Fund, Axis Special Situations Fund, Axis Quant Fund, Axis Value Fund, Axis Global Equity Alpha Fund of Fund, Axis Greater China Equity Fund of Fund, Axis Global Innovation Fund of Fund and Axis Retirement Savings Fund which includes Aggressive Plan, Conservative Plan & Dynamic Plan since inception. Axis Bluechip Fund, Axis Flexi Cap Fund and Axis Focused 25 Fund since 2nd November 2020. Axis Midcap Fund and Axis Small Cap Fund since 18th December,2020.

Hardik Shah is Axis Triple Advantage Fund, Axis Balanced Advantage Fund, Axis Corporate Debt Fund and Axis Floater Fund since Since 31st January 2022 and Axis CRISIL IBX SDL May 2027 Index Fund since Inception.

Kaustubh Sule is managing Axis GILT Fund and Axis Children's Gift Fund since 4th September,2020. Axis Strategic Bond Fund, Axis Nifty AAA Bond Plus SDL ETF - 2026 Maturity, Axis Dynamic Bond Fund, Axis Equity Saver Fund and Axis Equity Hybrid fund Since 9th November 2021 and Axis CPSE Plus SDL 2025 70:30 Debt Index Fund and Axis CRISIL IBX SDL May 2027 Index Fund since Inception.

Sachin Jain is managing Axis Regular Saver Fund and Axis Ultra Short- Term Fund since 4th September,2020, Axis Overnight Fund, Axis Multicap Fund, Axis Arbitrage Fund and Axis Money Market Fund since 9th November 2021.

Pratik Tibrewal is managing Axis Gold ETF from 6th June 2022 and Axis Silver ETF since Inception.

* An open-ended equity linked savings scheme with a statutory lock in of 3 years and tax benefit.

Scheme Performance may not be strictly comparable with that of its additional benchmark in view of hybrid nature of the scheme.

Statutory Details: Axis Mutual Fund has been established as a Trust under the Indian Trusts Act, 1882, sponsored by Axis Bank Ltd. (liability restricted to Rs. 1 lakh). Trustee: Axis Mutual Fund Trustee Ltd. Investment Manager: Axis Asset Management Co. Ltd.(the AMC).

Risk Factors: Axis Bank Ltd. is not liable or responsible for any loss or shortfall resulting from the operation of the scheme.

Mutual Fund investments are subject to market risks, read all scheme related documents carefully.

PRODUCT LABELLING

Axis Bluechip Fund

(An open Ended equity scheme predominantly investing in large cap stocks)

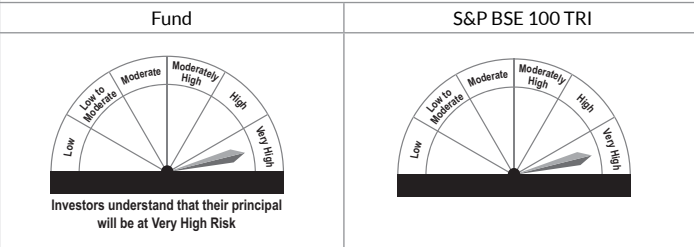
Benchmark: S&P BSE 100 TRI

This product is suitable for investors who are seeking*

- Capital appreciation over long term
- Investment in a diversified portfolio predominantly consisting of equity and equity related instruments of large cap companies

* Investors should consult their financial advisers if in doubt about whether the product is suitable for them.

Riskometer



Axis Growth Opportunities Fund

(An open Ended equity scheme investing in both large cap and mid cap stocks)

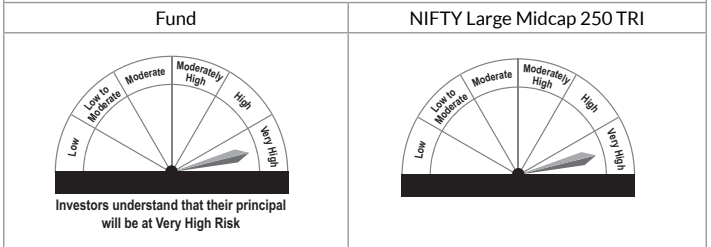
Benchmark: NIFTY Large Midcap 250 TRI

This product is suitable for investors who are seeking*

- Capital appreciation over long term
- Investment in a diversified portfolio predominantly consisting of equity and equity related instruments both in India as well as overseas.

* Investors should consult their financial advisers if in doubt about whether the product is suitable for them.

Riskometer



Axis Focused 25 Fund

(An open Ended equity scheme investing in maximum 25 stocks investing in large cap, mid cap and small cap companies)

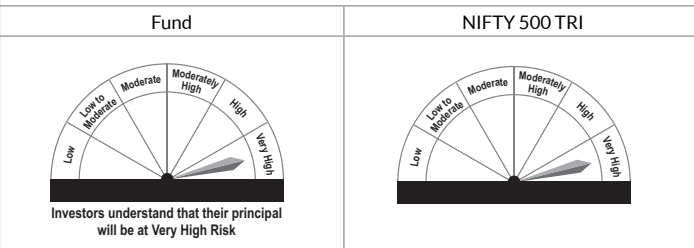
Benchmark: NIFTY 500 TRI

This product is suitable for investors who are seeking*

- Capital appreciation over long term
- Investment in a concentrated portfolio of equity & equity related instruments of up to 25 companies.

* Investors should consult their financial advisers if in doubt about whether the product is suitable for them.

Riskometer



Axis Flexi Cap Fund

(An Open Ended Dynamic Equity scheme investing across Large cap, Mid cap, Small cap stocks)

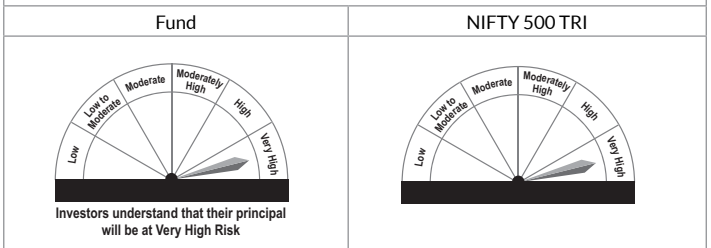
Benchmark: NIFTY 500 TRI

This product is suitable for investors who are seeking*

- Capital appreciation over medium to long term
- Investment in a dynamic mix of equity and equity related instruments across market capitalization.

* Investors should consult their financial advisers if in doubt about whether the product is suitable for them.

Riskometer



Axis Long Term Equity Fund

(An Open Ended Equity Linked Savings Scheme With A Statutory Lock In Of 3 Years And Tax Benefit)

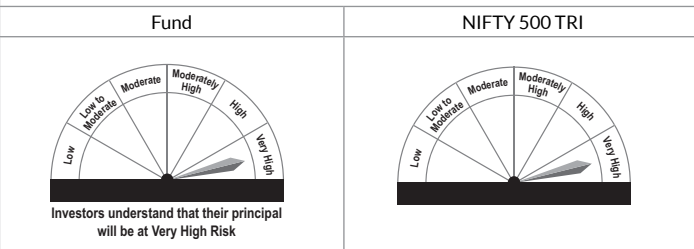
Benchmark: NIFTY 500 TRI

This product is suitable for investors who are seeking*

- Capital appreciation & generating income over long term
- Investment in a diversified portfolio predominantly consisting of equity and equity related instruments.

* Investors should consult their financial advisers if in doubt about whether the product is suitable for them.

Riskometer



Axis Midcap Fund

(An Open Ended Equity Scheme Predominantly Investing In Mid Cap Stocks)

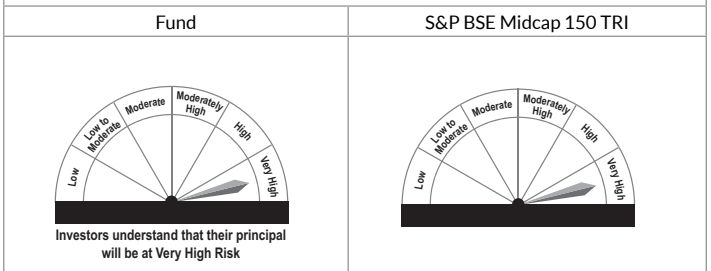
Benchmark: S&P BSE Midcap 150 TRI

This product is suitable for investors who are seeking*

- Capital appreciation over long term
- Investing predominantly in equity & equity related instruments of Mid Cap companies.

* Investors should consult their financial advisers if in doubt about whether the product is suitable for them.

Riskometer



PRODUCT LABELLING

Axis Special Situations Fund

(An open ended equity scheme following special situations theme)

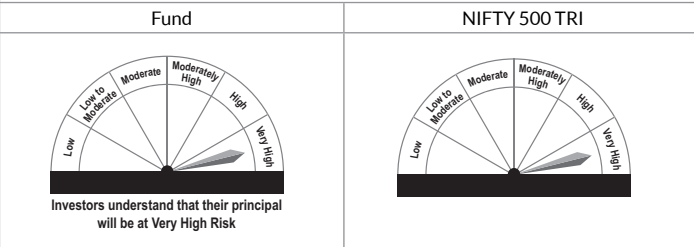
Benchmark: NIFTY 500 TRI

This product is suitable for investors who are seeking*

- Capital appreciation over long term
- Investment in stocks based on special situations theme.

* Investors should consult their financial advisers if in doubt about whether the product is suitable for them.

Riskometer



Axis Quant Fund

(An open-ended equity scheme following a quantitative model)

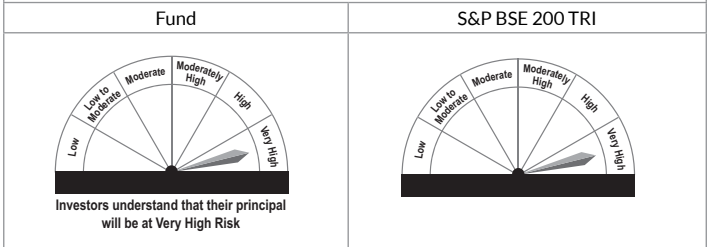
Benchmark: S&P BSE 200 TRI

This product is suitable for investors who are seeking*

- Capital appreciation over long term
- An equity scheme that invests in equity and equity related instruments selected based on quant model.

* Investors should consult their financial advisers if in doubt about whether the product is suitable for them.

Riskometer



Axis Small Cap Fund

(An open ended equity scheme predominantly investing in small cap stocks)

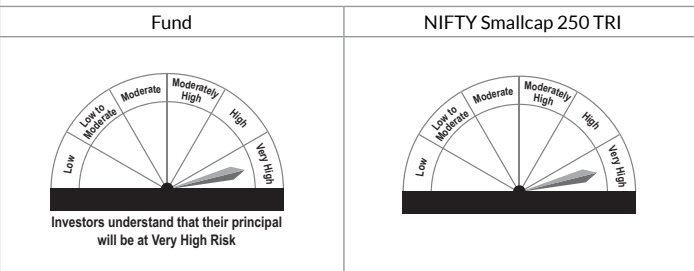
Benchmark: NIFTY Smallcap 250 TRI

This product is suitable for investors who are seeking*

- Capital appreciation over long term
- Investment in a diversified portfolio predominantly consisting of equity and equity related instruments of small cap companies

* Investors should consult their financial advisers if in doubt about whether the product is suitable for them.

Riskometer



Axis Value Fund

(An open ended equity scheme following a value investment strategy)

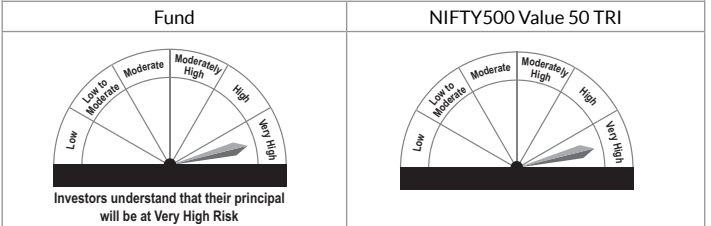
Benchmark: NIFTY500 Value 50 TRI

This product is suitable for investors who are seeking*

- Capital appreciation over long term
- Investment predominantly in a portfolio of equity and equity related securities by following a value investment strategy.

* Investors should consult their financial advisers if in doubt about whether the product is suitable for them.

Riskometer



Axis ESG Equity Fund

(An open ended equity scheme investing in companies demonstrating sustainable practices across Environment, Social and Governance (ESG) theme)

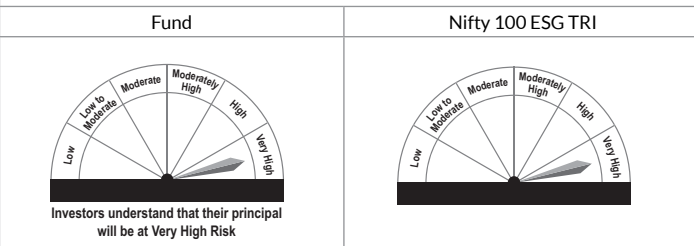
Benchmark: Nifty 100 ESG TRI

This product is suitable for investors who are seeking*

- Capital appreciation over long term
- Investments in companies demonstrating sustainable practices across Environment, Social and Governance (ESG) parameters.

* Investors should consult their financial advisers if in doubt about whether the product is suitable for them.

Riskometer



Axis NIFTY 50 ETF

(An open ended scheme replicating / tracking Nifty 50 index)

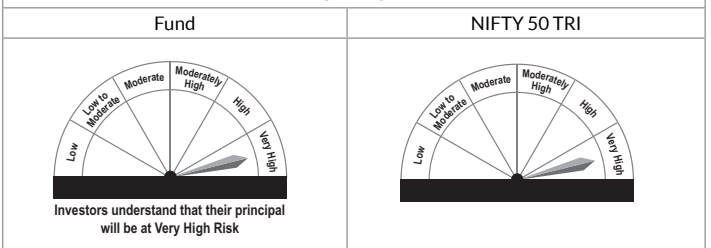
Benchmark: NIFTY 50 TRI

This product is suitable for investors who are seeking*

- Capital appreciation over medium to long term
- Investments in Equity & Equity related instruments covered by Nifty 50 Index

* Investors should consult their financial advisers if in doubt about whether the product is suitable for them.

Riskometer



PRODUCT LABELLING

Axis NIFTY Bank ETF

(An Open Ended scheme replicating / tracking NIFTY Bank Index)

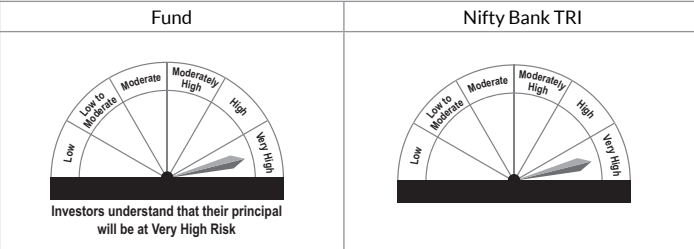
Benchmark: Nifty Bank TRI

This product is suitable for investors who are seeking*

- Long term wealth creation solution
- An index fund that seeks to track returns by investing in a basket of NIFTY Bank Index stocks and aims to achieve returns of the stated index, subject to tracking errors

* Investors should consult their financial advisers if in doubt about whether the product is suitable for them.

Riskometer



Axis NIFTY India Consumption ETF

(An Open Ended Exchange Traded Fund tracking NIFTY India Consumption Index)

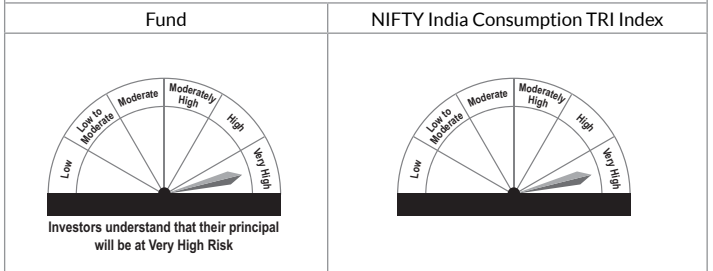
Benchmark: Nifty India Consumption TRI Index

This product is suitable for investors who are seeking*

- Long term wealth creation solution.
- The fund that seeks to track returns by investing in a basket of NIFTY India Consumption Index stocks and aims to achieve returns of the stated index, subject to tracking error.

* Investors should consult their financial advisers if in doubt about whether the product is suitable for them.

Riskometer



Axis NIFTY IT ETF

(An Open Ended Exchange Traded Fund tracking NIFTY IT Index)

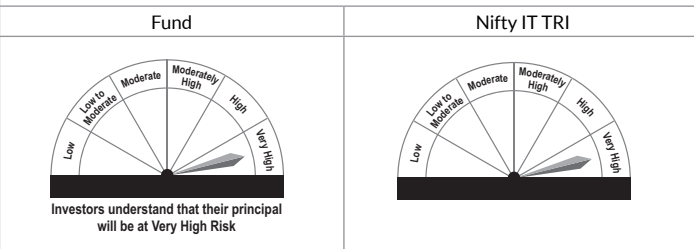
Benchmark: Nifty IT TRI

This product is suitable for investors who are seeking*

- Long term wealth creation solution.
- The fund that seeks to track returns by investing in a basket of NIFTY IT Index stocks and aims to achieve returns of the stated index, subject to tracking error

* Investors should consult their financial advisers if in doubt about whether the product is suitable for them.

Riskometer



Axis Nifty 100 Index Fund

(An Open Ended Index Fund tracking the NIFTY 100 Index)

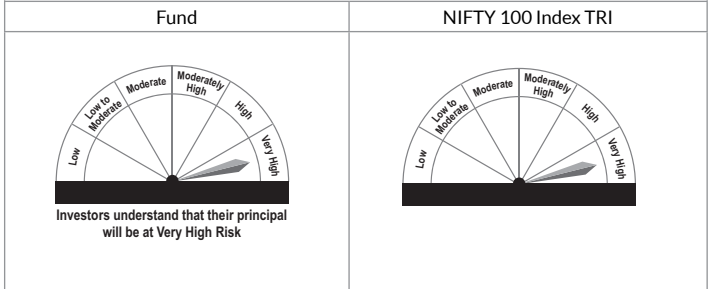
Benchmark: NIFTY 100 Index TRI

This product is suitable for investors who are seeking*

- Long term wealth creation solution
- An index fund that seeks to track returns by investing in a basket of Nifty 100 Index stocks and aims to achieve returns of the stated index, subject to tracking error

* Investors should consult their financial advisers if in doubt about whether the product is suitable for them.

Riskometer



Axis NIFTY Healthcare ETF

(An Open Ended Exchange Traded Fund tracking NIFTY Healthcare Index)

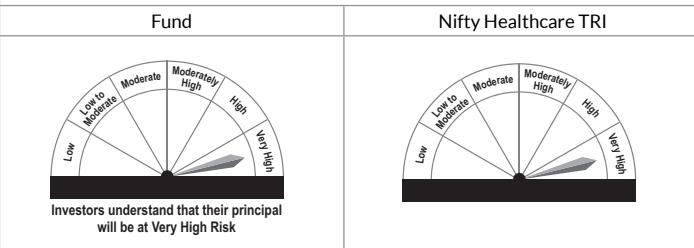
Benchmark: Nifty Healthcare TRI

This product is suitable for investors who are seeking*

- Long term wealth creation solution
- The Fund that seeks to track returns by investing in a basket of NIFTY Healthcare Index stocks and aims to achieve returns of the stated index, subject to tracking error

* Investors should consult their financial advisers if in doubt about whether the product is suitable for them.

Riskometer



Axis Global Equity Alpha Fund of Fund

(An open ended fund of fund scheme investing in Schroder International Selection Fund Global Equity Alpha)

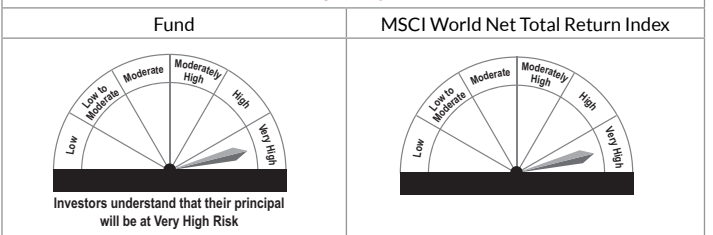
Benchmark: MSCI World Net Total Return Index

This product is suitable for investors who are seeking*

- Capital appreciation over long term
- Investment in Schroder International Selection Fund Global Equity Alpha, an equity fund that aims to provide capital growth by investing in equity and equity related securities of companies worldwide.

* Investors should consult their financial advisers if in doubt about whether the product is suitable for them.

Riskometer



PRODUCT LABELLING

Axis Greater China Equity Fund of Fund

(An open ended fund of fund scheme investing in Schroder International Selection Fund Greater China)

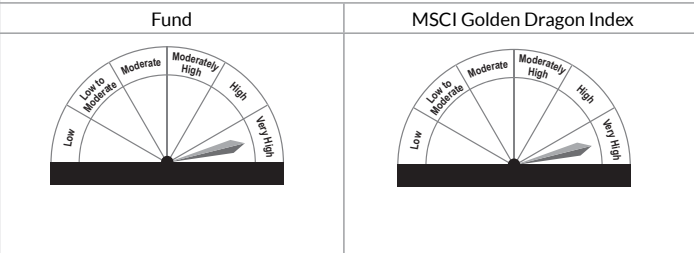
Benchmark: MSCI Golden Dragon Index

This product is suitable for investors who are seeking*

- Capital appreciation over long term
- Investment in Schroder International Selection Fund Greater China, a fund that aims to provide capital growth by investing in equity and equity related securities of People's Republic of China, Hong Kong SAR and Taiwan companies.

* Investors should consult their financial advisers if in doubt about whether the product is suitable for them.

Riskometer



Axis Global Innovation Fund of Fund

(An open ended fund of fund scheme investing in Schroder International Selection Fund Global Disruption)

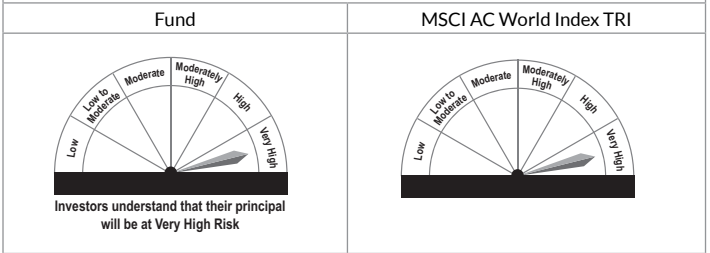
Benchmark: MSCI AC World Index TRI

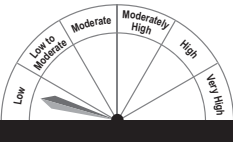
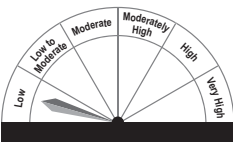
This product is suitable for investors who are seeking*

- Capital appreciation over long term
- Investment in Schroder International Selection Fund Global Disruption, an equity fund that aims to provide capital growth by investing companies worldwide which benefit from disruption.

* Investors should consult their financial advisers if in doubt about whether the product is suitable for them.

Riskometer

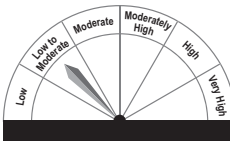
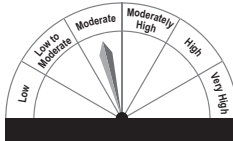


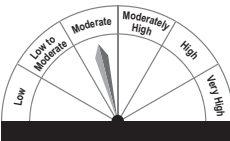
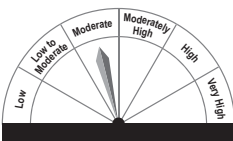
Fund Name & Benchmark	Product Labelling	Product Riskometer	Benchmark Riskometer	Potential Risk Matrix (PRC)																								
<p>Axis Overnight Fund</p> <p>(An open ended debt scheme investing in overnight securities. A relatively low interest rate risk and relatively low credit risk.)</p> <p>Benchmark: NIFTY 1D Rate Index</p>	<p>This product is suitable for investors who are seeking*</p> <ul style="list-style-type: none">• Regular income with high levels of safety and liquidity over short term• Investment in debt and money market instruments with overnight maturity <p>*Investors should consult their financial advisers if in doubt about whether the product is suitable for them.</p>	 <p>Investors understand that their principal will be at Low Risk</p>		<table><tr><th colspan="4">Potential Risk Class</th></tr><tr><td>Credit Risk →</td><td>Relatively Low (Class A)</td><td>Moderate (Class B)</td><td>Relatively High (Class C)</td></tr><tr><td>Interest Rate Risk ↓</td><td></td><td></td><td></td></tr><tr><td>Relatively Low (Class I)</td><td>A-I</td><td></td><td></td></tr><tr><td>Moderate (Class II)</td><td></td><td></td><td></td></tr><tr><td>Relatively High (Class III)</td><td></td><td></td><td></td></tr></table>	Potential Risk Class				Credit Risk →	Relatively Low (Class A)	Moderate (Class B)	Relatively High (Class C)	Interest Rate Risk ↓				Relatively Low (Class I)	A-I			Moderate (Class II)				Relatively High (Class III)			
Potential Risk Class																												
Credit Risk →	Relatively Low (Class A)	Moderate (Class B)	Relatively High (Class C)																									
Interest Rate Risk ↓																												
Relatively Low (Class I)	A-I																											
Moderate (Class II)																												
Relatively High (Class III)																												


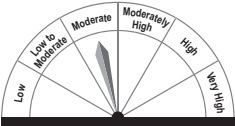
Fund Name & Benchmark	Product Labelling	Product Riskometer	Benchmark Riskometer	Potential Risk Matrix (PRC)																					
<p>Axis Liquid Fund</p> <p>(An open ended liquid scheme. A relatively low interest rate risk and moderate credit risk.)</p> <p>Benchmark: Nifty Liquid Index B-I</p>	<p>This product is suitable for investors who are seeking*</p> <ul style="list-style-type: none">• Regular income over short term• Investment in debt and money market instruments <p>*Investors should consult their financial advisers if in doubt about whether the product is suitable for them.</p>	<p>Investors understand that their principal will be at Low to Moderate Risk</p>		<table><tr><th colspan="4">Potential Risk Class</th></tr><tr><td>Credit Risk →</td><td rowspan="2">Relatively Low (Class A)</td><td rowspan="2">Moderate (Class B)</td><td rowspan="2">Relatively High (Class C)</td></tr><tr><td>Interest Rate Risk ↓</td></tr><tr><td>Relatively Low (Class I)</td><td></td><td>B-I</td><td></td></tr><tr><td>Moderate (Class II)</td><td></td><td></td><td></td></tr><tr><td>Relatively High (Class III)</td><td></td><td></td><td></td></tr></table>	Potential Risk Class				Credit Risk →	Relatively Low (Class A)	Moderate (Class B)	Relatively High (Class C)	Interest Rate Risk ↓	Relatively Low (Class I)		B-I		Moderate (Class II)				Relatively High (Class III)			
Potential Risk Class																									
Credit Risk →	Relatively Low (Class A)	Moderate (Class B)	Relatively High (Class C)																						
Interest Rate Risk ↓																									
Relatively Low (Class I)		B-I																							
Moderate (Class II)																									
Relatively High (Class III)																									

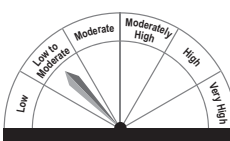
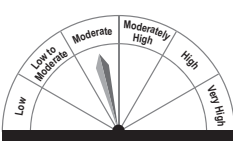
Fund Name & Benchmark	Product Labelling	Product Riskometer	Benchmark Riskometer	Potential Risk Matrix (PRC)																								
<p>Axis Ultra Short Term Fund</p> <p>(An open ended ultra-short term debt scheme investing in instruments such that the Macaulay duration of the portfolio is between 3 months and 6 months. A moderate interest rate risk and moderate credit risk.)</p> <p>Benchmark: NIFTY Ultra Short Duration Debt Index B-I</p>	<p>This product is suitable for investors who are seeking*</p> <ul style="list-style-type: none">• Regular income over short term• Investment in Debt & Money Market instruments such that the Macaulay duration of the portfolio is between 3 months - 6 months. <p>*Investors should consult their financial advisers if in doubt about whether the product is suitable for them.</p>	<p>Investors understand that their principal will be at Moderate Risk</p>		<table><tr><th colspan="4">Potential Risk Class</th></tr><tr><td>Credit Risk →</td><td>Relatively Low (Class A)</td><td>Moderate (Class B)</td><td>Relatively High (Class C)</td></tr><tr><td>Interest Rate Risk ↓</td><td></td><td></td><td></td></tr><tr><td>Relatively Low (Class I)</td><td></td><td></td><td></td></tr><tr><td>Moderate (Class II)</td><td></td><td>B-II</td><td></td></tr><tr><td>Relatively High (Class III)</td><td></td><td></td><td></td></tr></table>	Potential Risk Class				Credit Risk →	Relatively Low (Class A)	Moderate (Class B)	Relatively High (Class C)	Interest Rate Risk ↓				Relatively Low (Class I)				Moderate (Class II)		B-II		Relatively High (Class III)			
Potential Risk Class																												
Credit Risk →	Relatively Low (Class A)	Moderate (Class B)	Relatively High (Class C)																									
Interest Rate Risk ↓																												
Relatively Low (Class I)																												
Moderate (Class II)		B-II																										
Relatively High (Class III)																												

PRODUCT LABELLING

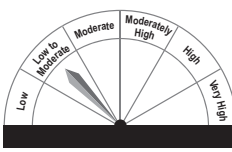
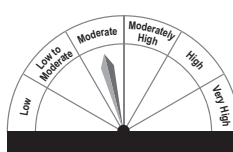
Fund Name & Benchmark	Product Labelling	Product Riskometer	Benchmark Riskometer	Potential Risk Matrix (PRC)																								
<p>AXIS FLOATER FUND</p> <p>(An open ended debt scheme predominantly investing in floating rate instruments. A relatively high interest rate risk and moderate credit risk.)</p> <p>Benchmark: CRISIL Low Duration Debt Index</p>	<p>This product is suitable for investors who are seeking*</p> <ul style="list-style-type: none">Regular income over short term investment horizonTo invest predominantly in floating rate instruments (including fixed rate instruments converted to floating rate exposures using swaps/derivatives) <p>*Investors should consult their financial advisers if in doubt about whether the product is suitable for them.</p>	 <p>Investors understand that their principal will be at Low to Moderate Risk</p>		<table><tr><th colspan="4">Potential Risk Class</th></tr><tr><td>Credit Risk →</td><td>Relatively Low (Class A)</td><td>Moderate (Class B)</td><td>Relatively High (Class C)</td></tr><tr><td>Interest Rate Risk ↓</td><td></td><td></td><td></td></tr><tr><td>Relatively Low (Class I)</td><td></td><td></td><td></td></tr><tr><td>Moderate (Class II)</td><td></td><td></td><td></td></tr><tr><td>Relatively High (Class III)</td><td></td><td>B-III</td><td></td></tr></table>	Potential Risk Class				Credit Risk →	Relatively Low (Class A)	Moderate (Class B)	Relatively High (Class C)	Interest Rate Risk ↓				Relatively Low (Class I)				Moderate (Class II)				Relatively High (Class III)		B-III	
Potential Risk Class																												
Credit Risk →	Relatively Low (Class A)	Moderate (Class B)	Relatively High (Class C)																									
Interest Rate Risk ↓																												
Relatively Low (Class I)																												
Moderate (Class II)																												
Relatively High (Class III)		B-III																										

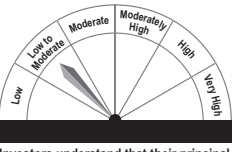
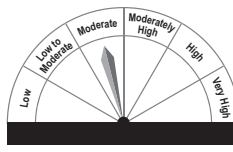
Fund Name & Benchmark	Product Labelling	Product Riskometer	Benchmark Riskometer	Potential Risk Matrix (PRC)																					
<div>AXIS TREASURY ADVANTAGE FUND</div> <div>(An open ended low duration debt scheme investing in instruments such that the Macaulay duration of the portfolio is between 6 to 12 months. A relatively high interest rate risk and moderate credit risk.)</div> <div>Benchmark: NIFTY Low Duration Debt Index B-I</div>	<div>This product is suitable for investors who are seeking*</div> <div><div><div>Regular income over short term.</div><div>Investment in debt and money market instruments.</div></div><div>*Investors should consult their financial advisers if in doubt about whether the product is suitable for them.</div></div>	<div></div> <div>Investors understand that their principal will be at Moderate Risk</div>	<div></div>	<table><tr><th colspan="4">Potential Risk Class</th></tr><tr><td>Credit Risk →</td><td rowspan="2">Relatively Low (Class A)</td><td rowspan="2">Moderate (Class B)</td><td rowspan="2">Relatively High (Class C)</td></tr><tr><td>Interest Rate Risk ↓</td></tr><tr><td>Relatively Low (Class I)</td><td></td><td></td><td></td></tr><tr><td>Moderate (Class II)</td><td></td><td></td><td></td></tr><tr><td>Relatively High (Class III)</td><td></td><td>B-III</td><td></td></tr></table>	Potential Risk Class				Credit Risk →	Relatively Low (Class A)	Moderate (Class B)	Relatively High (Class C)	Interest Rate Risk ↓	Relatively Low (Class I)				Moderate (Class II)				Relatively High (Class III)		B-III	
Potential Risk Class																									
Credit Risk →	Relatively Low (Class A)	Moderate (Class B)	Relatively High (Class C)																						
Interest Rate Risk ↓																									
Relatively Low (Class I)																									
Moderate (Class II)																									
Relatively High (Class III)		B-III																							

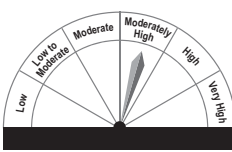
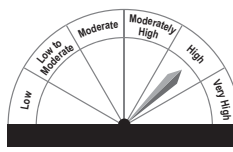
Fund Name & Benchmark	Product Labelling	Product Riskometer	Benchmark Riskometer	Potential Risk Matrix (PRC)																								
<p>AXIS MONEY MARKET FUND</p> <p>(An open ended debt scheme investing in money market instruments. A relatively low interest rate risk and moderate credit risk.)</p> <p>Benchmark: NIFTY Money Market Index B-I</p>	<p>This product is suitable for investors who are seeking*</p> <ul style="list-style-type: none">Regular income over short termInvestment in Money Market instruments with maturity up to one year <p>*Investors should consult their financial advisers if in doubt about whether the product is suitable for them.</p>	 <p>Investors understand that their principal will be at Moderate Risk</p>		<table><tr><th colspan="4">Potential Risk Class</th></tr><tr><td>Credit Risk →</td><td>Relatively Low (Class A)</td><td>Moderate (Class B)</td><td>Relatively High (Class C)</td></tr><tr><td>Interest Rate Risk ↓</td><td></td><td></td><td></td></tr><tr><td>Relatively Low (Class I)</td><td></td><td>B-I</td><td></td></tr><tr><td>Moderate (Class II)</td><td></td><td></td><td></td></tr><tr><td>Relatively High (Class III)</td><td></td><td></td><td></td></tr></table>	Potential Risk Class				Credit Risk →	Relatively Low (Class A)	Moderate (Class B)	Relatively High (Class C)	Interest Rate Risk ↓				Relatively Low (Class I)		B-I		Moderate (Class II)				Relatively High (Class III)			
Potential Risk Class																												
Credit Risk →	Relatively Low (Class A)	Moderate (Class B)	Relatively High (Class C)																									
Interest Rate Risk ↓																												
Relatively Low (Class I)		B-I																										
Moderate (Class II)																												
Relatively High (Class III)																												

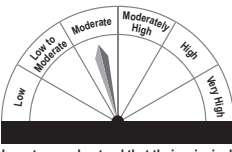
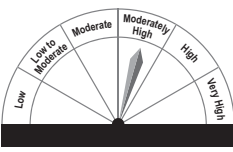
Fund Name & Benchmark	Product Labelling	Product Riskometer	Benchmark Riskometer	Potential Risk Matrix (PRC)																								
<div>AXIS CORPORATE DEBT FUND</div> <div>(An open ended debt scheme predominantly investing in AA+ and above rated corporate bonds. A relatively high interest rate risk and moderate credit risk.)</div> <div>Benchmark: NIFTY Corporate Bond Index B-III</div>	<div>This product is suitable for investors who are seeking*</div> <div><div><div>Regular income over short to medium term</div><div>Predominantly investing in corporate debt</div></div></div> <div>*Investors should consult their financial advisers if in doubt about whether the product is suitable for them.</div>	<div></div> <div>Investors understand that their principal will be at Low to Moderate Risk</div>	<div></div>	<table><tr><th colspan="4">Potential Risk Class</th></tr><tr><td>Credit Risk →</td><td>Relatively Low (Class A)</td><td>Moderate (Class B)</td><td>Relatively High (Class C)</td></tr><tr><td>Interest Rate Risk ↓</td><td></td><td></td><td></td></tr><tr><td>Relatively Low (Class I)</td><td></td><td></td><td></td></tr><tr><td>Moderate (Class II)</td><td></td><td></td><td></td></tr><tr><td>Relatively High (Class III)</td><td></td><td>B-III</td><td></td></tr></table>	Potential Risk Class				Credit Risk →	Relatively Low (Class A)	Moderate (Class B)	Relatively High (Class C)	Interest Rate Risk ↓				Relatively Low (Class I)				Moderate (Class II)				Relatively High (Class III)		B-III	
Potential Risk Class																												
Credit Risk →	Relatively Low (Class A)	Moderate (Class B)	Relatively High (Class C)																									
Interest Rate Risk ↓																												
Relatively Low (Class I)																												
Moderate (Class II)																												
Relatively High (Class III)		B-III																										

PRODUCT LABELLING

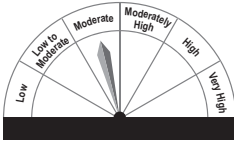
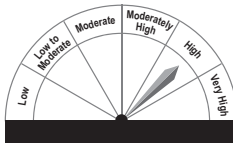
Fund Name & Benchmark	Product Labelling	Product Riskometer	Benchmark Riskometer	Potential Risk Matrix (PRC)																					
<p>Axis Banking & PSU Debt Fund</p> <p>(An open ended debt scheme predominantly investing in debt instruments of Banks, Public Sector Undertakings & Public Financial Institutions. A relatively high interest rate risk and moderate credit risk.)</p> <p>Benchmark: NIFTY Banking & PSU Debt Index</p>	<p>This product is suitable for investors who are seeking*</p> <ul style="list-style-type: none">Regular income over short to medium termInvestment in debt and money market instruments issued by Banks, PFIs & PSUs. <p>*Investors should consult their financial advisers if in doubt about whether the product is suitable for them.</p>	 <p>Investors understand that their principal will be at Low to Moderate Risk</p>		<table><tr><th colspan="4">Potential Risk Class</th></tr><tr><td>Credit Risk →</td><td rowspan="2">Relatively Low (Class A)</td><td rowspan="2">Moderate (Class B)</td><td rowspan="2">Relatively High (Class C)</td></tr><tr><td>Interest Rate Risk ↓</td></tr><tr><td>Relatively Low (Class I)</td><td></td><td></td><td></td></tr><tr><td>Moderate (Class II)</td><td></td><td></td><td></td></tr><tr><td>Relatively High (Class III)</td><td></td><td>B-III</td><td></td></tr></table>	Potential Risk Class				Credit Risk →	Relatively Low (Class A)	Moderate (Class B)	Relatively High (Class C)	Interest Rate Risk ↓	Relatively Low (Class I)				Moderate (Class II)				Relatively High (Class III)		B-III	
Potential Risk Class																									
Credit Risk →	Relatively Low (Class A)	Moderate (Class B)	Relatively High (Class C)																						
Interest Rate Risk ↓																									
Relatively Low (Class I)																									
Moderate (Class II)																									
Relatively High (Class III)		B-III																							

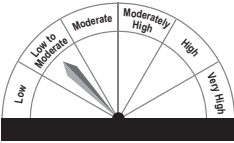
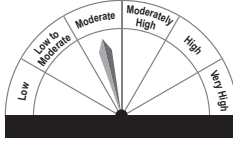
Fund Name & Benchmark	Product Labelling	Product Riskometer	Benchmark Riskometer	Potential Risk Matrix (PRC)																								
<p>Axis Short Term Fund</p> <p>(An open ended short term debt scheme investing in instruments such that the Macaulay duration of the portfolio is between 1 year to 3 years. A relatively high interest rate risk and moderate credit risk.)</p> <p>Benchmark: NIFTY Short Duration Debt Index B-II</p>	<p>This product is suitable for investors who are seeking*</p> <ul style="list-style-type: none">Regular income while maintaining liquidity over short termInvestment in debt and money market instruments <p>*Investors should consult their financial advisers if in doubt about whether the product is suitable for them.</p>	 <p>Investors understand that their principal will be at Low to Moderate Risk</p>		<table><tr><th colspan="4">Potential Risk Class</th></tr><tr><td>Credit Risk →</td><td>Relatively Low (Class A)</td><td>Moderate (Class B)</td><td>Relatively High (Class C)</td></tr><tr><td>Interest Rate Risk ↓</td><td></td><td></td><td></td></tr><tr><td>Relatively Low (Class I)</td><td></td><td></td><td></td></tr><tr><td>Moderate (Class II)</td><td></td><td></td><td></td></tr><tr><td>Relatively High (Class III)</td><td></td><td>B-III</td><td></td></tr></table>	Potential Risk Class				Credit Risk →	Relatively Low (Class A)	Moderate (Class B)	Relatively High (Class C)	Interest Rate Risk ↓				Relatively Low (Class I)				Moderate (Class II)				Relatively High (Class III)		B-III	
Potential Risk Class																												
Credit Risk →	Relatively Low (Class A)	Moderate (Class B)	Relatively High (Class C)																									
Interest Rate Risk ↓																												
Relatively Low (Class I)																												
Moderate (Class II)																												
Relatively High (Class III)		B-III																										

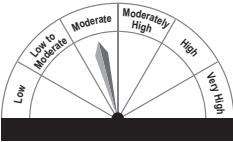
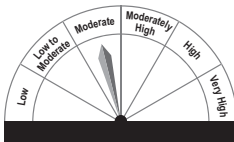
Fund Name & Benchmark	Product Labelling	Product Riskometer	Benchmark Riskometer	Potential Risk Matrix (PRC)																								
<p>Axis Credit Risk Fund</p> <p>(An open ended debt scheme predominantly investing in AA and below rated corporate bonds (Excluding AA+) rated corporate bonds. A relatively high interest rate risk and relatively high credit risk)</p> <p>Benchmark: NIFTY Credit Risk Bond Index C III</p>	<p>This product is suitable for investors who are seeking*</p> <ul style="list-style-type: none">Stable returns in the short to medium termInvestment in debt and money market instruments across the yield curve and credit spectrum <p>*Investors should consult their financial advisers if in doubt about whether the product is suitable for them.</p>	 <p>Investors understand that their principal will be at Moderately High Risk</p>		<table><tr><th colspan="4">Potential Risk Class</th></tr><tr><td>Credit Risk →</td><td>Relatively Low (Class A)</td><td>Moderate (Class B)</td><td>Relatively High (Class C)</td></tr><tr><td>Interest Rate Risk ↓</td><td></td><td></td><td></td></tr><tr><td>Relatively Low (Class I)</td><td></td><td></td><td></td></tr><tr><td>Moderate (Class II)</td><td></td><td></td><td></td></tr><tr><td>Relatively High (Class III)</td><td></td><td></td><td>C-III</td></tr></table>	Potential Risk Class				Credit Risk →	Relatively Low (Class A)	Moderate (Class B)	Relatively High (Class C)	Interest Rate Risk ↓				Relatively Low (Class I)				Moderate (Class II)				Relatively High (Class III)			C-III
Potential Risk Class																												
Credit Risk →	Relatively Low (Class A)	Moderate (Class B)	Relatively High (Class C)																									
Interest Rate Risk ↓																												
Relatively Low (Class I)																												
Moderate (Class II)																												
Relatively High (Class III)			C-III																									

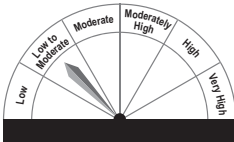
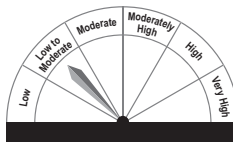
Fund Name & Benchmark	Product Labelling	Product Riskometer	Benchmark Riskometer	Potential Risk Matrix (PRC)																								
<div>AXIS DYNAMIC BOND FUND</div> <div>(An open ended dynamic debt scheme investing across duration. A relatively high interest rate risk and moderate credit risk.)</div> <div>Benchmark: NIFTY Composite Debt Index B-III</div>	<div>This product is suitable for investors who are seeking*</div> <div><div><div>Optimal returns over medium to long term</div><div>To generate stable returns while maintaining liquidity through active management of a portfolio of debt and money market instruments</div></div></div> <div>*Investors should consult their financial advisers if in doubt about whether the product is suitable for them.</div>	<div></div> <div>Investors understand that their principal will be at Moderate Risk</div>	<div></div>	<table><tr><th colspan="4">Potential Risk Class</th></tr><tr><td>Credit Risk →</td><td>Relatively Low (Class A)</td><td>Moderate (Class B)</td><td>Relatively High (Class C)</td></tr><tr><td>Interest Rate Risk ↓</td><td></td><td></td><td></td></tr><tr><td>Relatively Low (Class I)</td><td></td><td></td><td></td></tr><tr><td>Moderate (Class II)</td><td></td><td></td><td></td></tr><tr><td>Relatively High (Class III)</td><td></td><td>B-III</td><td></td></tr></table>	Potential Risk Class				Credit Risk →	Relatively Low (Class A)	Moderate (Class B)	Relatively High (Class C)	Interest Rate Risk ↓				Relatively Low (Class I)				Moderate (Class II)				Relatively High (Class III)		B-III	
Potential Risk Class																												
Credit Risk →	Relatively Low (Class A)	Moderate (Class B)	Relatively High (Class C)																									
Interest Rate Risk ↓																												
Relatively Low (Class I)																												
Moderate (Class II)																												
Relatively High (Class III)		B-III																										

PRODUCT LABELLING

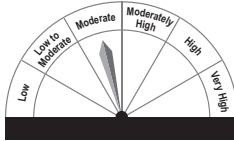
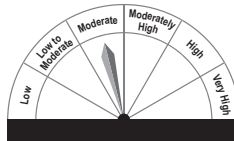
Fund Name & Benchmark	Product Labelling	Product Riskometer	Benchmark Riskometer	Potential Risk Matrix (PRC)																								
AXIS STRATEGIC BOND FUND (An open ended medium term debt scheme investing in instruments such that the Macaulay duration of the portfolio is between 3 years to 4 years. A relatively high interest rate risk and relatively high credit risk.) Benchmark: NIFTY Medium Duration Debt Index C-III	<p>This product is suitable for investors who are seeking*</p> <ul style="list-style-type: none">• Optimal returns over medium term• Investment in diversified portfolio of debt and money market securities to generate optimal risk adjusted returns while maintaining liquidity <p>*Investors should consult their financial advisers if in doubt about whether the product is suitable for them.</p>	 <p>Investors understand that their principal will be at Moderate Risk</p>		<table><tr><th colspan="4">Potential Risk Class</th></tr><tr><td>Credit Risk →</td><td>Relatively Low (Class A)</td><td>Moderate (Class B)</td><td>Relatively High (Class C)</td></tr><tr><td>Interest Rate Risk ↓</td><td></td><td></td><td></td></tr><tr><td>Relatively Low (Class I)</td><td></td><td></td><td></td></tr><tr><td>Moderate (Class II)</td><td></td><td></td><td></td></tr><tr><td>Relatively High (Class III)</td><td></td><td></td><td>C-III</td></tr></table>	Potential Risk Class				Credit Risk →	Relatively Low (Class A)	Moderate (Class B)	Relatively High (Class C)	Interest Rate Risk ↓				Relatively Low (Class I)				Moderate (Class II)				Relatively High (Class III)			C-III
Potential Risk Class																												
Credit Risk →	Relatively Low (Class A)	Moderate (Class B)	Relatively High (Class C)																									
Interest Rate Risk ↓																												
Relatively Low (Class I)																												
Moderate (Class II)																												
Relatively High (Class III)			C-III																									

Fund Name & Benchmark	Product Labelling	Product Riskometer	Benchmark Riskometer	Potential Risk Matrix (PRC)																								
<p>AXIS GILT FUND</p> <p>(An open ended debt scheme investing in government securities across maturity. A relatively high interest rate risk and relatively low credit risk.)</p> <p>Benchmark: Nifty All Duration G-Sec Index</p>	<p>This product is suitable for investors who are seeking*</p> <ul style="list-style-type: none">• Credit risk free returns over medium to long term• Investment mainly in Government securities across maturities <p>*Investors should consult their financial advisers if in doubt about whether the product is suitable for them.</p>	 <p>Investors understand that their principal will be at Low to Moderate Risk</p>		<table><tr><th colspan="4">Potential Risk Class</th></tr><tr><td>Credit Risk →</td><td>Relatively Low (Class A)</td><td>Moderate (Class B)</td><td>Relatively High (Class C)</td></tr><tr><td>Interest Rate Risk ↓</td><td></td><td></td><td></td></tr><tr><td>Relatively Low (Class I)</td><td></td><td></td><td></td></tr><tr><td>Moderate (Class II)</td><td></td><td></td><td></td></tr><tr><td>Relatively High (Class III)</td><td>A-III</td><td></td><td></td></tr></table>	Potential Risk Class				Credit Risk →	Relatively Low (Class A)	Moderate (Class B)	Relatively High (Class C)	Interest Rate Risk ↓				Relatively Low (Class I)				Moderate (Class II)				Relatively High (Class III)	A-III		
Potential Risk Class																												
Credit Risk →	Relatively Low (Class A)	Moderate (Class B)	Relatively High (Class C)																									
Interest Rate Risk ↓																												
Relatively Low (Class I)																												
Moderate (Class II)																												
Relatively High (Class III)	A-III																											

Fund Name & Benchmark	Product Labelling	Product Riskometer	Benchmark Riskometer	Potential Risk Matrix (PRC)																					
<p>Axis Nifty AAA Bond Plus SDL Apr 2026 50:50 ETF</p> <p>(An open-ended Target Maturity Exchange Traded Fund investing predominantly in constituents of Nifty AAA Bond Plus SDL Apr 2026 50:50 Index. A relatively high interest rate risk and relatively low credit risk.)</p> <p>Benchmark: Nifty AAA Bond Plus SDL Apr 2026 50:50 Index</p>	<p>This product is suitable for investors who are seeking*</p> <ul style="list-style-type: none">Income over long termInvestment in AAA rated Corporate Bonds & State Development Loans (SDLs) as represented by Nifty AAA Bond Plus SDL Apr 2026 50:50 Index, subject to tracking errors. <p>*Investors should consult their financial advisers if in doubt about whether the product is suitable for them.</p>	 <p>Investors understand that their principal will be at Moderate Risk</p>		<table><tr><th colspan="4">Potential Risk Class</th></tr><tr><td>Credit Risk →</td><td rowspan="2">Relatively Low (Class A)</td><td rowspan="2">Moderate (Class B)</td><td rowspan="2">Relatively High (Class C)</td></tr><tr><td>Interest Rate Risk ↓</td></tr><tr><td>Relatively Low (Class I)</td><td></td><td></td><td></td></tr><tr><td>Moderate (Class II)</td><td></td><td></td><td></td></tr><tr><td>Relatively High (Class III)</td><td>A-III</td><td></td><td></td></tr></table>	Potential Risk Class				Credit Risk →	Relatively Low (Class A)	Moderate (Class B)	Relatively High (Class C)	Interest Rate Risk ↓	Relatively Low (Class I)				Moderate (Class II)				Relatively High (Class III)	A-III		
Potential Risk Class																									
Credit Risk →	Relatively Low (Class A)	Moderate (Class B)	Relatively High (Class C)																						
Interest Rate Risk ↓																									
Relatively Low (Class I)																									
Moderate (Class II)																									
Relatively High (Class III)	A-III																								

Fund Name & Benchmark	Product Labelling	Product Riskometer	Benchmark Riskometer	Potential Risk Matrix (PRC)																								
<p>Axis CRISIL IBX 70:30 CPSE Plus SDL April 2025 Index Fund</p> <p>(An open-ended Target Maturity Index Fund investing in constituents of CRISIL IBX 70:30 CPSE Plus SDL - April 2025. A moderate interest rate risk and relatively low credit risk)</p> <p>Benchmark: CRISIL IBX 70:30 CPSE Plus SDL - April 2025</p>	<p>This product is suitable for investors who are seeking*</p> <ul style="list-style-type: none">Income over long termInvestments in state government securities (SDLs) similar to the composition of CRISIL IBX 70:30 CPSE Plus SDL – April 2025, subject to tracking errors. <p>*Investors should consult their financial advisers if in doubt about whether the product is suitable for them.</p>	 <p>Investors understand that their principal will be at Low to Moderate Risk</p>		<table><tr><th colspan="4">Potential Risk Class</th></tr><tr><td>Credit Risk →</td><td>Relatively Low (Class A)</td><td>Moderate (Class B)</td><td>Relatively High (Class C)</td></tr><tr><td>Interest Rate Risk ↓</td><td></td><td></td><td></td></tr><tr><td>Relatively Low (Class I)</td><td></td><td></td><td></td></tr><tr><td>Moderate (Class II)</td><td>A-II</td><td></td><td></td></tr><tr><td>Relatively High (Class III)</td><td></td><td></td><td></td></tr></table>	Potential Risk Class				Credit Risk →	Relatively Low (Class A)	Moderate (Class B)	Relatively High (Class C)	Interest Rate Risk ↓				Relatively Low (Class I)				Moderate (Class II)	A-II			Relatively High (Class III)			
Potential Risk Class																												
Credit Risk →	Relatively Low (Class A)	Moderate (Class B)	Relatively High (Class C)																									
Interest Rate Risk ↓																												
Relatively Low (Class I)																												
Moderate (Class II)	A-II																											
Relatively High (Class III)																												

PRODUCT LABELLING

Fund Name & Benchmark	Product Labelling	Product Riskometer	Benchmark Riskometer	Potential Risk Matrix (PRC)																								
<p>Axis CRISIL IBX SDL May 2027 Index Fund</p> <p>(An open-ended Target Maturity Index Fund investing in constituents of CRISIL IBX SDL Index – May 2027 A Relatively High Interest Rate Risk and Relatively Low Credit risk)</p> <p>Benchmark: CRISIL IBX SDL Index - May 2027</p>	<p>This product is suitable for investors who are seeking*</p> <ul style="list-style-type: none">Income over long termInvestments in state government securities (SDLs) replicating the composition of CRISIL IBX SDL Index – May 2027, subject to tracking errors. <p>*Investors should consult their financial advisers if in doubt about whether the product is suitable for them.</p>	 <p>Investors understand that their principal will be at Moderate Risk</p>		<table><tr><th colspan="4">Potential Risk Class</th></tr><tr><td>Credit Risk →</td><td>Relatively Low (Class A)</td><td>Moderate (Class B)</td><td>Relatively High (Class C)</td></tr><tr><td>Interest Rate Risk ↓</td><td></td><td></td><td></td></tr><tr><td>Relatively Low (Class I)</td><td></td><td></td><td></td></tr><tr><td>Moderate (Class II)</td><td></td><td></td><td></td></tr><tr><td>Relatively High (Class III)</td><td>A-III</td><td></td><td></td></tr></table>	Potential Risk Class				Credit Risk →	Relatively Low (Class A)	Moderate (Class B)	Relatively High (Class C)	Interest Rate Risk ↓				Relatively Low (Class I)				Moderate (Class II)				Relatively High (Class III)	A-III		
Potential Risk Class																												
Credit Risk →	Relatively Low (Class A)	Moderate (Class B)	Relatively High (Class C)																									
Interest Rate Risk ↓																												
Relatively Low (Class I)																												
Moderate (Class II)																												
Relatively High (Class III)	A-III																											

Axis All Seasons Debt Fund of Funds

(An open ended fund of funds scheme investing in debt oriented mutual fund schemes)

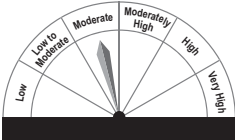
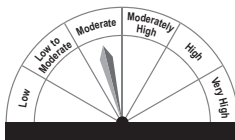
Benchmark: NIFTY Composite Debt Index

This product is suitable for investors who are seeking*

- To generate optimal returns over medium term
- Investment primarily in debt oriented mutual fund schemes

* Investors should consult their financial advisers if in doubt about whether the product is suitable for them.

Riskometer

Fund	NIFTY Composite Debt Index
 <p>Investors understand that their principal will be at Moderate Risk</p>	

Axis Regular Saver Fund

(An Open Ended Hybrid Scheme Investing Predominantly In Debt Instruments)

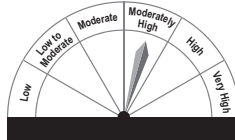
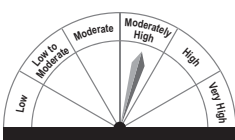
Benchmark: NIFTY 50 Hybrid Composite Debt 15:85 Index

This product is suitable for investors who are seeking*

- Capital appreciation while generating income over medium to long term
- Investment in debt and money market instruments as well as equity and equity related instruments

* Investors should consult their financial advisers if in doubt about whether the product is suitable for them.

Riskometer

Fund	NIFTY 50 Hybrid Composite Debt 15:85 Index
 <p>Investors understand that their principal will be at Moderately High Risk</p>	

Axis Equity Saver Fund

(An Open Ended Scheme Investing In Equity, Arbitrage And Debt)

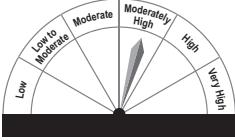

Benchmark: NIFTY Equity Savings Index

This product is suitable for investors who are seeking*

- Capital Appreciation while generating income over medium to long term
- Provide capital appreciation and income distribution to the investors by using equity and equity related instruments, arbitrage opportunities and investments in debt and money market instruments

* Investors should consult their financial advisers if in doubt about whether the product is suitable for them.

Riskometer

Fund	NIFTY Equity Savings Index
 <p>Investors understand that their principal will be at Moderately High Risk</p>	

Axis Children's Gift Fund

(An Open Ended Fund, For Investment For Children, Having A Lock-In Of 5 Years Or Till The Child Attains Age Of Majority (Whichever Is Earlier))

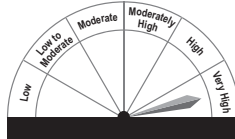
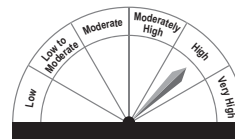
Benchmark: NIFTY 50 Hybrid Composite Debt 65:35 Index

This product is suitable for investors who are seeking*

- Capital appreciation & generating income over long term
- Investment in debt and money market instruments as well as equity and equity related instruments

* Investors should consult their financial advisers if in doubt about whether the product is suitable for them.

Riskometer

Fund	NIFTY 50 Hybrid Composite Debt 65:35 Index
 <p>Investors understand that their principal will be at Very High Risk</p>	

PRODUCT LABELLING

Axis Triple Advantage Fund

(An Open Ended Scheme Investing In Equity, Debt And Gold)

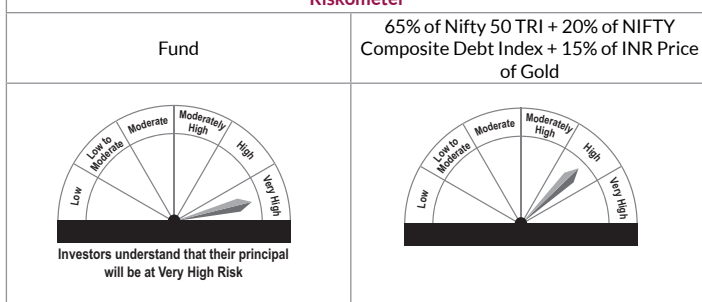
Benchmark: 65% of Nifty 50 TRI + 20% of NIFTY Composite Debt Index + 15% of INR Price of Gold

This product is suitable for investors who are seeking*

- Capital appreciation & generating income over long term
- Investment in a diversified portfolio of equity and equity related instruments, fixed income instruments & gold exchange traded funds

* Investors should consult their financial advisers if in doubt about whether the product is suitable for them.

Riskometer



Axis Balanced Advantage Fund

(An Open Ended Dynamic Asset Allocation Fund)

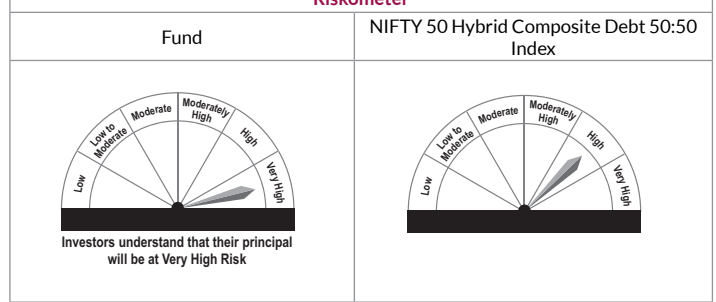
Benchmark: NIFTY 50 Hybrid Composite Debt 50:50 Index

This product is suitable for investors who are seeking*

- Capital appreciation & generating income over medium to long term
- Investment in equity and equity related instruments as well as debt and money market instruments while managing risk through active asset allocation

* Investors should consult their financial advisers if in doubt about whether the product is suitable for them.

Riskometer



Axis Equity Hybrid Fund

(An open-ended hybrid scheme investing predominantly in equity and equity related instruments)

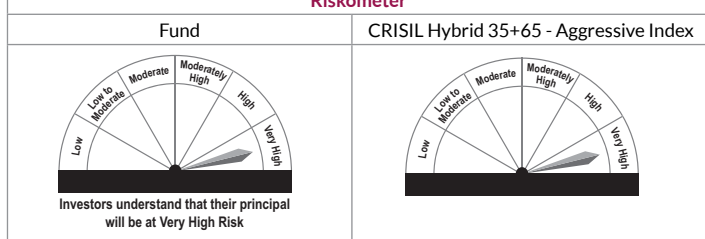
Benchmark: CRISIL Hybrid 35+65 - Aggressive Index

This product is suitable for investors who are seeking*

- Capital appreciation along with generation of income over medium to long term.
- Investment in equity and equity related instruments as well as debt and money market instruments.

* Investors should consult their financial advisers if in doubt about whether the product is suitable for them.

Riskometer



Axis Arbitrage Fund

(An Open Ended Scheme Investing In Arbitrage Opportunities)

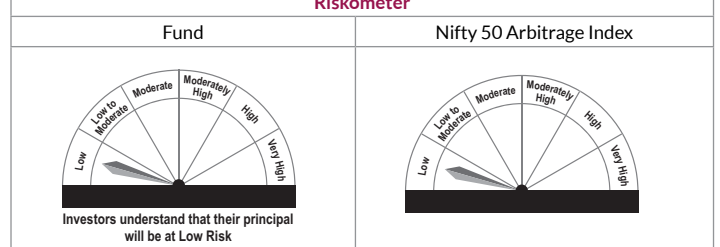
Benchmark: Nifty 50 Arbitrage Index

This product is suitable for investors who are seeking*

- Income over short to medium term
- Investment in arbitrage opportunities in the cash & derivatives segment of the equity market

* Investors should consult their financial advisers if in doubt about whether the product is suitable for them.

Riskometer



Axis Retirement Savings Fund - Aggressive Plan

(An Open-Ended Retirement Solution Oriented Scheme Having A Lock-In Of 5 Years Or Till Retirement Age (Whichever Is Earlier))

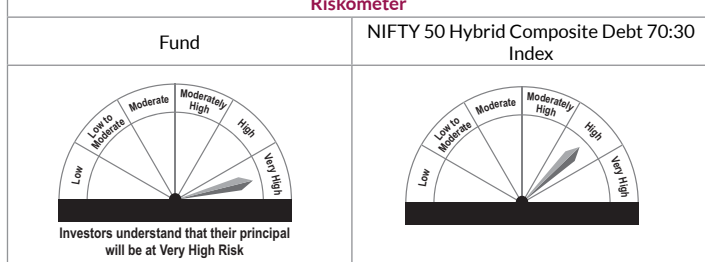
Benchmark: NIFTY 50 Hybrid Composite Debt 70:30 Index

This product is suitable for investors who are seeking*

- Capital appreciation over long term
- Investment primarily in equity and equity related instruments

* Investors should consult their financial advisers if in doubt about whether the product is suitable for them.

Riskometer



Axis Gold Fund

(An open ended fund of fund scheme investing in Axis Gold ETF)

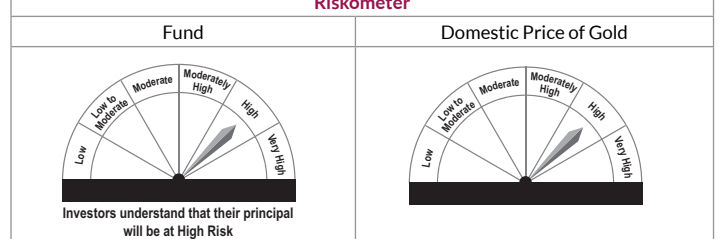
Benchmark: Domestic Price of Gold

This product is suitable for investors who are seeking*

- Capital appreciation and income generation over long term
- Invests predominantly in Axis Gold ETF in order to generate returns similar to the underlying fund, subject to tracking error

* Investors should consult their financial advisers if in doubt about whether the product is suitable for them.

Riskometer



PRODUCT LABELLING

Axis Retirement Savings Fund - Dynamic Plan

(An open-ended retirement solution oriented scheme having a lock-in of 5 years or till retirement age (whichever is earlier))

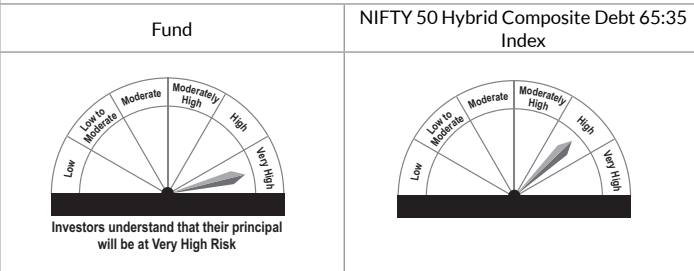
Benchmark: NIFTY 50 Hybrid Composite Debt 65:35 Index

This product is suitable for investors who are seeking*

- Capital appreciation and income generation over long term
- Investment in equity and equity related instruments as well as debt and money market instruments while managing risk through active asset allocation

* Investors should consult their financial advisers if in doubt about whether the product is suitable for them.

Riskometer



Axis Gold ETF

(An open ended scheme replicating/tracking Domestic Price of Gold)

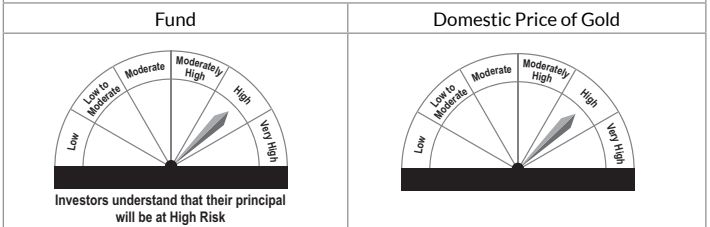
Benchmark: Domestic Price of Gold

This product is suitable for investors who are seeking*

- Capital Appreciation over medium to long term
- Invests predominantly in gold in order to generate returns similar to the performance of gold, subject to tracking error

* Investors should consult their financial advisers if in doubt about whether the product is suitable for them.

Riskometer



Axis Retirement Savings Fund - Conservative Plan

(An open-ended retirement solution oriented scheme having a lock-in of 5 years or till retirement age (whichever is earlier))

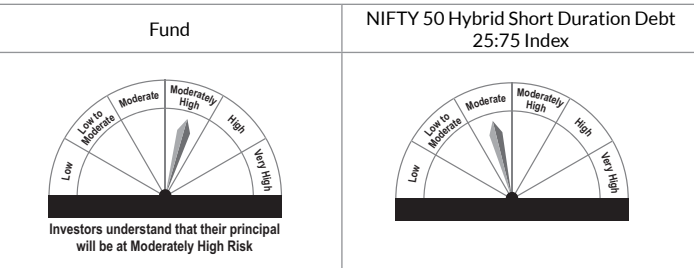
Benchmark: NIFTY 50 Hybrid Short Duration Debt 25:75 Index

This product is suitable for investors who are seeking*

- Capital appreciation and income generation over long term
- Investments in debt and money market instruments as well as equity and equity related instruments

* Investors should consult their financial advisers if in doubt about whether the product is suitable for them.

Riskometer



Axis Nifty AAA Bond Plus SDL Apr 2026 50:50 ETF FOF

(An Open ended Target Maturity Fund of Fund Scheme investing in units of Axis AAA Bond Plus SDL ETF - 2026 Maturity)

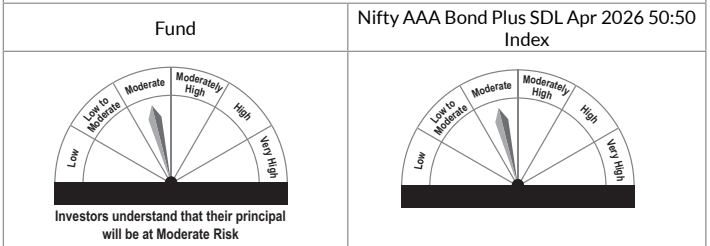
Benchmark: Nifty AAA Bond Plus SDL Apr 2026 50:50 Index

This product is suitable for investors who are seeking*

- Income over long term
- Investments in units of Axis AAA Bond Plus SDL ETF - 2026 Maturity ETF, an open ended Target Maturity ETF investing predominantly in constituents of Nifty AAA Bond Plus SDL Apr 2026 50:50 Index.

* Investors should consult their financial advisers if in doubt about whether the product is suitable for them.

Riskometer



Axis Multicap Fund

(An open ended equity scheme investing across large cap, mid cap, small cap stocks)

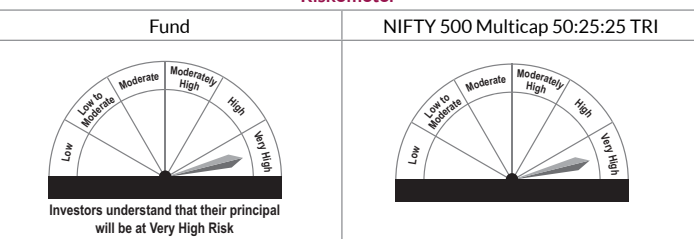
Benchmark: NIFTY 500 Multicap 50:25:25 TRI

This product is suitable for investors who are seeking*

- Capital appreciation over long term
- Investment in a portfolio of large, mid and small cap equity and equity related securities.

* Investors should consult their financial advisers if in doubt about whether the product is suitable for them.

Riskometer



Axis Nifty 50 Index Fund

(An Open Ended Index Fund tracking the NIFTY 50 Index)

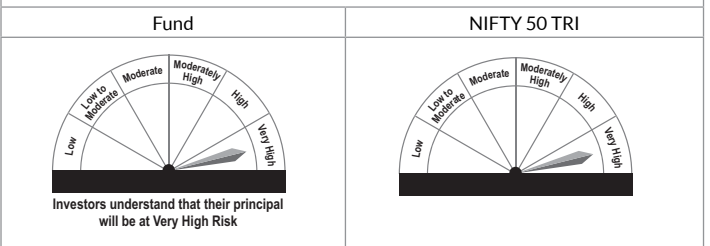
Benchmark: NIFTY 50 TRI

This product is suitable for investors who are seeking*

- Long term wealth creation solution
- An index fund that seeks to track returns by investing in a basket of Nifty 50 Index stocks and aims to achieve returns of the stated index, subject to tracking error.

* Investors should consult their financial advisers if in doubt about whether the product is suitable for them.

Riskometer



PRODUCT LABELLING

Axis Nifty Next 50 Index Fund

(An Open Ended Index Fund tracking the NIFTY NEXT 50 Index)

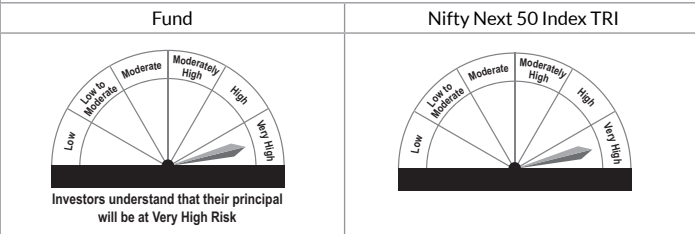
Benchmark: Nifty Next 50 Index TRI

This product is suitable for investors who are seeking*

- Long term wealth creation solution.
- An index fund that seeks to track returns by investing in a basket of Nifty Next 50 Index stocks and aims to achieve returns of the stated index, subject to tracking error.

* Investors should consult their financial advisers if in doubt about whether the product is suitable for them.

Riskometer



Axis Equity ETFs FoF

(An open ended fund of fund scheme predominantly investing in units of domestic equity ETFs)

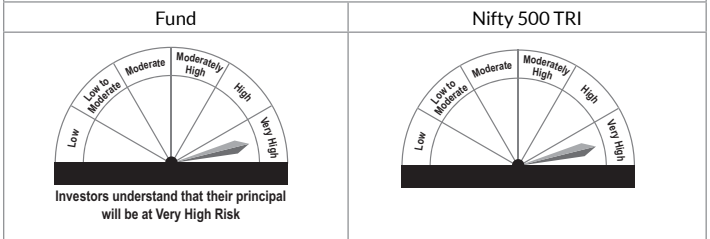
Benchmark: Nifty 500 TRI

This product is suitable for investors who are seeking*

- Capital appreciation over long term
- Investments predominantly in units of domestic Equity Exchange Traded Funds

* Investors should consult their financial advisers if in doubt about whether the product is suitable for them.

Riskometer



Axis Nifty Smallcap 50 Index Fund

(An Open Ended Index Fund tracking the NIFTY SMALLCAP 50 Index)

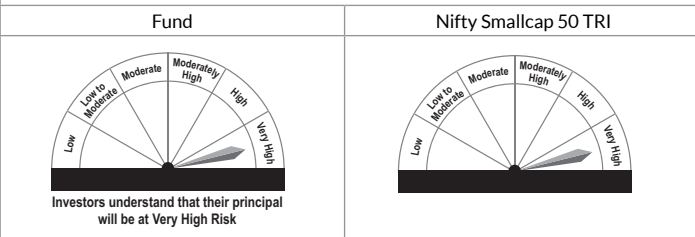
Benchmark: Nifty Smallcap 50 TRI

This product is suitable for investors who are seeking*

- Long term wealth creation solution.
- An index fund that seeks to track returns by investing in a basket of Nifty Smallcap 50 Index stocks and aims to achieve returns of the stated index, subject to tracking error.

* Investors should consult their financial advisers if in doubt about whether the product is suitable for them.

Riskometer



Axis Nifty Midcap 50 Index Fund

(An Open Ended Index Fund tracking the NIFTY MIDCAP 50 Index)

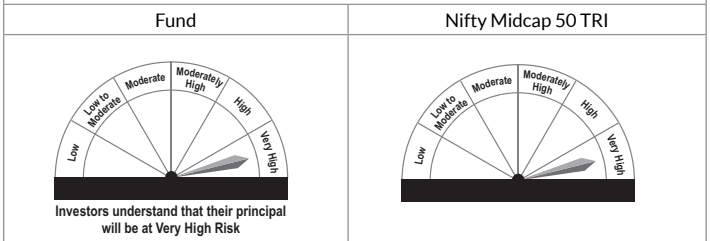
Benchmark: Nifty Midcap 50 Index TRI

This product is suitable for investors who are seeking*

- Long term wealth creation solution
- An index fund that seeks to track returns by investing in a basket of Nifty Midcap 50 Index stocks and aims to achieve returns of the stated index, subject to tracking error.

* Investors should consult their financial advisers if in doubt about whether the product is suitable for them.

Riskometer



AXIS SILVER ETF

(An open-ended scheme replicating/tracking domestic price of Silver)

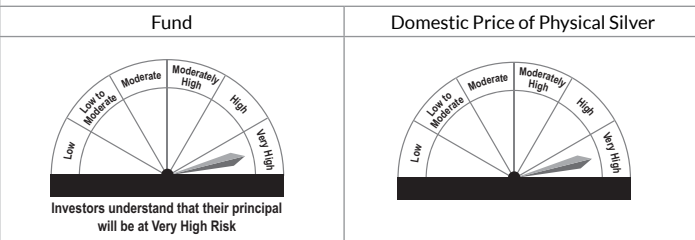
Benchmark: Domestic Price of Physical Silver

This product is suitable for investors who are seeking*

- Capital appreciation over medium to long term.
- Investment in Silver is in order to generate returns replicating the performance of physical silver in domestic prices, subject to tracking error.

* Investors should consult their financial advisers if in doubt about whether the product is suitable for them.

Riskometer



AXIS SILVER FUND OF FUND

(An open-ended Fund of Fund scheme investing in Axis Silver ETF)

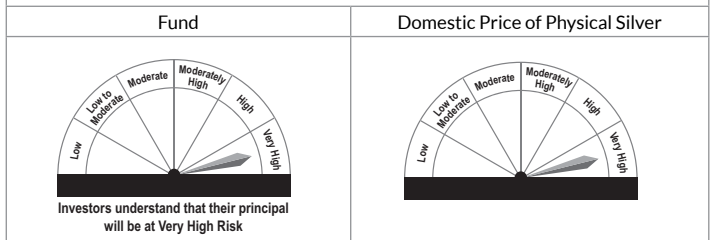
Benchmark: Domestic Price of Physical Silver

This product is suitable for investors who are seeking*

- Capital appreciation over medium to long term
- Investment in Axis Silver ETF in order to generate returns similar to the underlying fund, subject to tracking error.

* Investors should consult their financial advisers if in doubt about whether the product is suitable for them.

Riskometer



Mutual Fund investments are subject to market risks, read all scheme related documents carefully.