

AXIS NIFTY SDL SEPTEMBER 2026 DEBT INDEX FUND

An open-ended Target Maturity Index Fund investing in constituents of Nifty SDL Sep 2026 Index; A Relatively High Interest Rate Risk and Relatively Low Credit Risk

About the Fund

- **Nifty SDL Sep 2026 Index** is a portfolio of State Development Loans (SDLs) maturing between April 01, 2026 to September 30, 2026.
- The index will be managed by NSE Indices Limited.



Index maturity date:
September 30th
2026



Focus on running a
highly liquid portfolio
of SDLs



The index will be
rebalanced
semi-annually

Why Axis Nifty SDL September 2026 Debt Index Fund?



Attractive Yields

An opportunity to invest at attractive yields as the interest rate cycle is nearing a peak.



Low Cost Passive Investment

A hassle free solution for investors looking for a low cost fixed income product



No bias in security selection

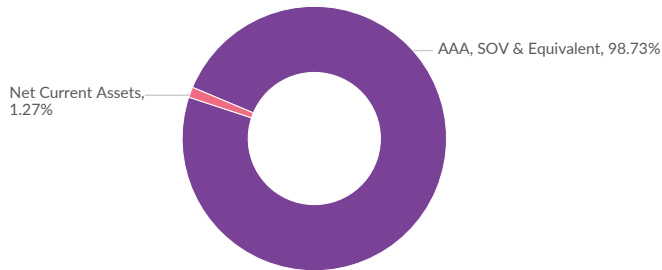
As the fund is passively managed and invests in the constituents of Nifty SDL - Sep 2026 Index, there is no bias in security selection



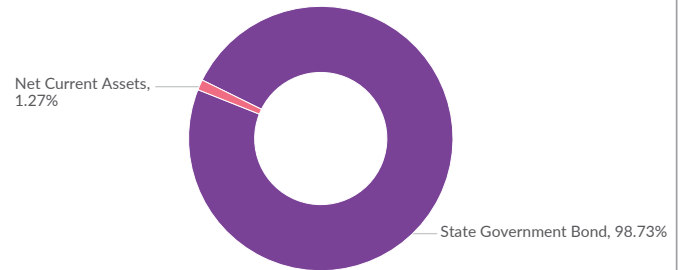
Simple & Easy

Target Maturity, high quality SDL portfolio

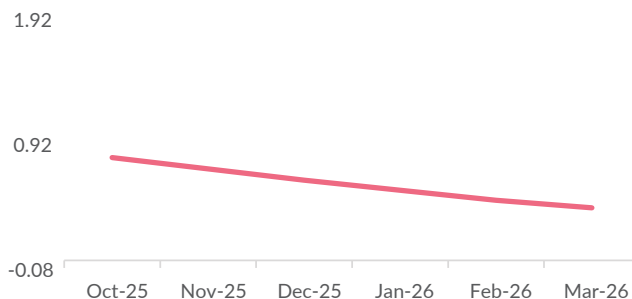
Rating Allocation



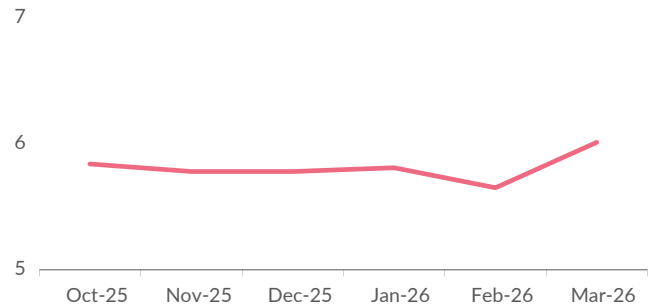
Asset Allocation



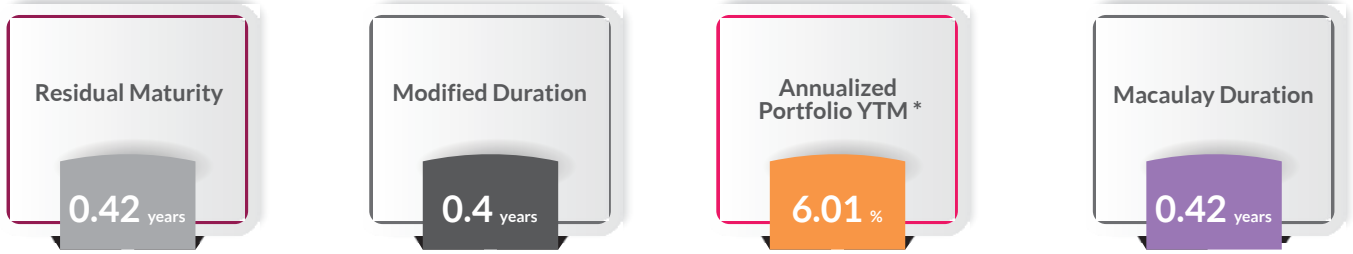
Residual Maturity (in years)



Annualized Portfolio YTM (in %)

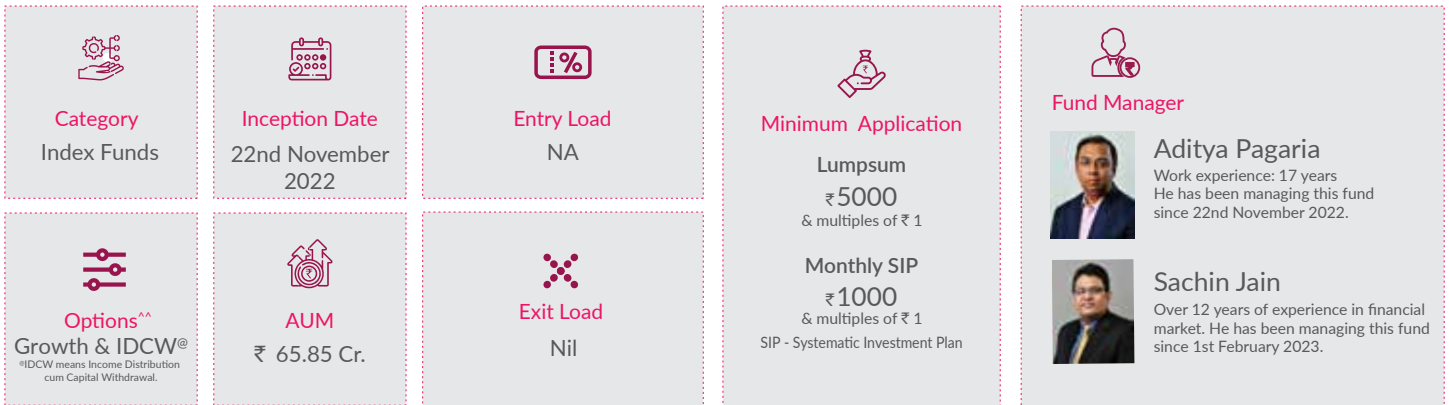


Portfolio Characteristics



*The yield to maturity given above is based on the portfolio of funds as on date given above. This should not be taken as an indication of the returns that may be generated by the fund and the securities bought by the fund may or may not be held till their respective maturities. The calculations are based on the invested corpus.

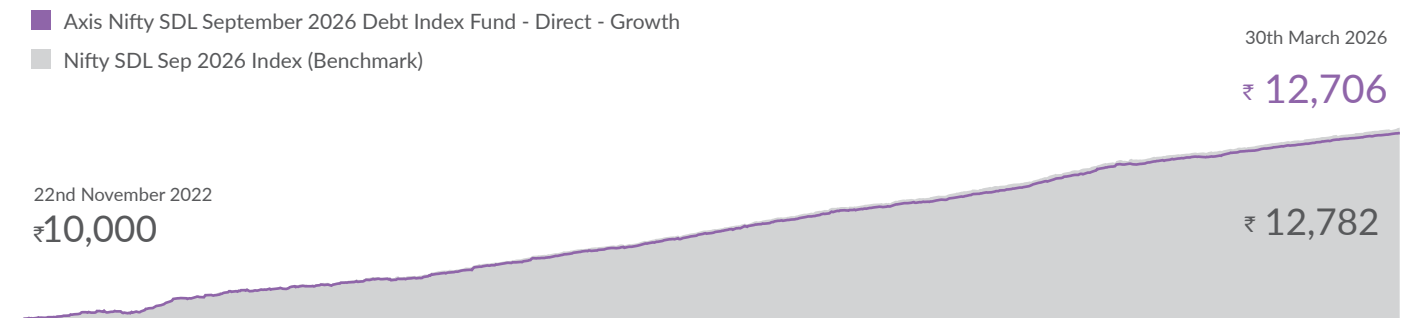
Investing Facts



Note: To view asset class wise AUM & AAUM for categories of the Scheme & geographical spread refer <https://www.axismf.com/statutory-disclosures>.

^^For detailed disclosure on plans and options, kindly refer SID.

Performance (NAV Movement)



	1 Year		3 Years		5 Years [@]		Since Inception	
	CAGR (%)	Current Value of Investment of ₹ 10,000/-	CAGR (%)	Current Value of Investment of ₹ 10,000/-	CAGR (%)	Current Value of Investment of ₹ 10,000/-	CAGR (%)	Current Value of Investment of ₹ 10,000/-
Axis Nifty SDL September 2026 Debt Index Fund - Direct - Growth	6.79%	10,683	7.37%	12,378	NA	NA	7.40%	12,706
Nifty SDL Sep 2026 Index (Benchmark)	6.96%	10,699	7.56%	12,445	NA	NA	7.60%	12,782
NIFTY 10 yr Benchmark G-Sec (Additional Benchmark)	2.57%	10,259	7.06%	12,271	NA	NA	7.03%	12,560

Past performance may or may not be sustained in future. Since inception (22nd November 2022), Different plans have different expense structure. Aditya Pagaria is managing the scheme since Inception and he manages 25 schemes of Axis Mutual Fund. Sachin Jain is managing the scheme since 1st February 2023 and he manages 15 schemes. Returns greater than 1 year are Compounded Annual Growth Rates (CAGR). Face value ₹1,000 per unit. @The performance data for 5 years period has not been provided, since scheme is in existence for less than 5 years. Please refer return table for performance of all schemes managed by the fund manager.

Please click on link https://www.axismf.com/cms/sites/default/files/Statutory/ALL_Annexure_Mar.pdf to view the performance of other schemes currently managed by the fund manager.

Note: In case you require physical copy of this document request you to kindly take the printout to review the fund managers performance of other schemes managed by him from the above link given.

Tracking Difference

Fund Name	Date	Tracking Difference (Annualised)				
		1 year	3 year	5 year	10 year	Since Inception
AXIS NIFTY SDL SEPTEMBER 2026 DEBT INDEX FUND	30-Mar-26	-0.16	-0.19	NA	NA	-0.19

Data as on 30th March 2026.


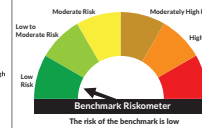
Past performance may or may not be sustained in future. Calculations are based on Regular Plan - Growth Option NAV and Direct Plan - Growth Option NAV, as applicable. Face Value per unit : ₹ 1,000/- for Axis Liquid Fund, Axis Treasury Advantage Fund, Axis Money Market Fund, Axis Overnight Fund and Axis Banking & PSU Debt Fund, ` 1/- for Axis Gold ETF and ₹ 10/- for all other schemes. Different plans have different expense structure. Face value is ` 10 per unit.

Aditya Pagaria is Managing Axis Banking & PSU Debt Fund, Axis Liquid Fund and Axis Treasury Advantage Fund since 13th Aug, 2016, Axis Money Market Fund since 6th Aug, 2019, Axis Nifty AAA Bond Plus SDL Apr 2026 50:50 ETF since 11th May, 2021, Axis Floater Fund since 29th Jul, 2021, Axis Nifty AAA Bond Plus SDL Apr 2026 50:50 ETF FOF since 20th Oct, 2021, Axis Gold Fund since 9th Nov, 2021, Axis Silver Fund of Fund since 21st Sep, 2022, Axis Nifty SDL September 2026 Debt Index Fund since 22nd Nov, 2022, Axis CRISIL IBX SDL May 2027 Index Fund, Axis Aggressive Hybrid Fund since 1st Feb, 2023, Axis CRISIL IBX 50:50 Gilt Plus SDL September 2027 Index Fund since 27th Feb, 2023, Axis Fixed Term Plan - Series 113 (1228 Days) since 21st Mar, 2023, Axis Short Duration Fund since 3rd Jul, 2023, Axis Multi Asset Allocation Fund, Axis Silver ETF and Axis Gold ETF since 1st Jun, 2024, Axis CRISIL-IBX AAA Bond NBFC - Jun 2027 Index Fund since 24th Sep, 2024, Axis CRISIL-IBX AAA Bond Financial Services - Sep 2027 Index Fund since 22nd Nov, 2024, Axis CRISIL-IBX AAA Bond NBFC-HFC - Jun 2027 Index Fund since 11th Dec, 2024, Axis CRISIL-IBX Financial Services 3-6 Months Debt Index Fund since 24th Sep, 2025, Axis Income Plus Arbitrage Passive FOF since 12th Nov, 2025, Axis Multi-Asset Active FoF since 11th Dec, 2025 and Axis Gold and Silver Passive FoF since 29th Dec, 2025.

Sachin Jain is Managing Axis Conservative Hybrid Fund, Axis Ultra Short Duration fund since 4th Sep, 2020, Axis Arbitrage Fund, Axis Money Market Fund and Axis Overnight Fund since 9th Nov, 2021, Axis Strategic Bond Fund, Axis Gilt Fund, Axis Nifty SDL September 2026 Debt Index Fund and Axis Nifty AAA Bond Plus SDL Apr 2026 50:50 ETF since 1st Feb, 2023, Axis CRISIL IBX 50:50 Gilt Plus SDL September 2027 Index Fund since 27th Feb, 2023, Axis Fixed Term Plan - Series 112 (1143 Days) since 1st Mar, 2023, Axis Fixed Term Plan - Series 113 (1228 Days) since 21st Mar, 2023, Axis Liquid Fund since 3rd Jul, 2023, Axis Fixed Maturity Plan - Series 129 (108 Days) since 24th Feb, 2026 and Axis Fixed Maturity Plan - Series 130 (92 Days) since 12th Mar, 2026.

Axis Bank Ltd. is not liable or responsible for any loss or shortfall resulting from the operation of the scheme.

For Digital use only

AXIS NIFTY SDL SEPTEMBER 2026 DEBT INDEX FUND (An open-ended Target Maturity Index Fund investing in constituents of Nifty SDL Sep 2026 Index; A Relatively High Interest Rate Risk and Relatively Low Credit Risk) Benchmark : NIFTY SDL Sep 2026 Index This product is suitable for investors who are seeking*:	Riskometer		Potential Risk Class Matrix																			
<ul style="list-style-type: none"> Income over long term. Investments in State Development Loans (SDLs) similar to the composition of NIFTY SDL Sep 2026 Index, subject to tracking errors. <p>*Investors should consult their financial advisers if in doubt about whether the product is suitable for them.</p>	Fund  <p>The risk of the scheme is low</p>	NIFTY SDL Sep 2026 Index  <p>The risk of the benchmark is low</p>	<table border="1"> <thead> <tr> <th rowspan="2">Credit Risk → Interest Rate Risk ↓</th> <th colspan="3">Potential Risk Class</th> </tr> <tr> <th>Relatively Low (Class A)</th> <th>Moderate (Class B)</th> <th>Relatively High (Class C)</th> </tr> </thead> <tbody> <tr> <td>Relatively Low (Class I)</td> <td></td> <td></td> <td></td> </tr> <tr> <td>Moderate (Class II)</td> <td></td> <td></td> <td></td> </tr> <tr> <td>Relatively High (Class III)</td> <td style="text-align: center;">A-III</td> <td></td> <td></td> </tr> </tbody> </table>	Credit Risk → Interest Rate Risk ↓	Potential Risk Class			Relatively Low (Class A)	Moderate (Class B)	Relatively High (Class C)	Relatively Low (Class I)				Moderate (Class II)				Relatively High (Class III)	A-III		
Credit Risk → Interest Rate Risk ↓	Potential Risk Class																					
	Relatively Low (Class A)	Moderate (Class B)	Relatively High (Class C)																			
Relatively Low (Class I)																						
Moderate (Class II)																						
Relatively High (Class III)	A-III																					

Mutual Fund investments are subject to market risks, read all scheme related documents carefully.