

# AXIS NIFTY NEXT 50 INDEX FUND

(An Open Ended Index Fund tracking the NIFTY NEXT 50 Index)

Registration Number: MF/061/09/02

## About the Fund

The index is designed to measure the performance of 50 companies from the constituents of Nifty 100 Index after excluding the constituents of Nifty 50 Index.

## Why invest in AXIS Nifty Next 50 Index Fund?



Efficient  
low cost strategy



Bluechips of  
tomorrow



Lower concentration



Exposure to  
diverse sectors

\*The above framework is broadly indicative and the fund manager may change the framework depending on the market conditions

## Why invest in an Index fund?

Because you want to avoid...



Actively managed  
portfolios



Fund manager  
value addition



Uncertainty on  
potential alpha

Source: Axis AMC Internal Analysis.

## Top 10 stocks

Adani Power Limited	3.7%
Tata Motors Ltd	3.5%
Divi's Laboratories Limited	3.4%
Hindustan Aeronautics Limited	3.3%
TVS Motor Company Limited	3.3%
Tata Power Company Limited	3.0%
Cummins India Limited	2.9%
Varun Beverages Limited	2.9%
Avenue Supermarts Limited	2.7%
Britannia Industries Limited	2.7%

## Top 10 Sectors

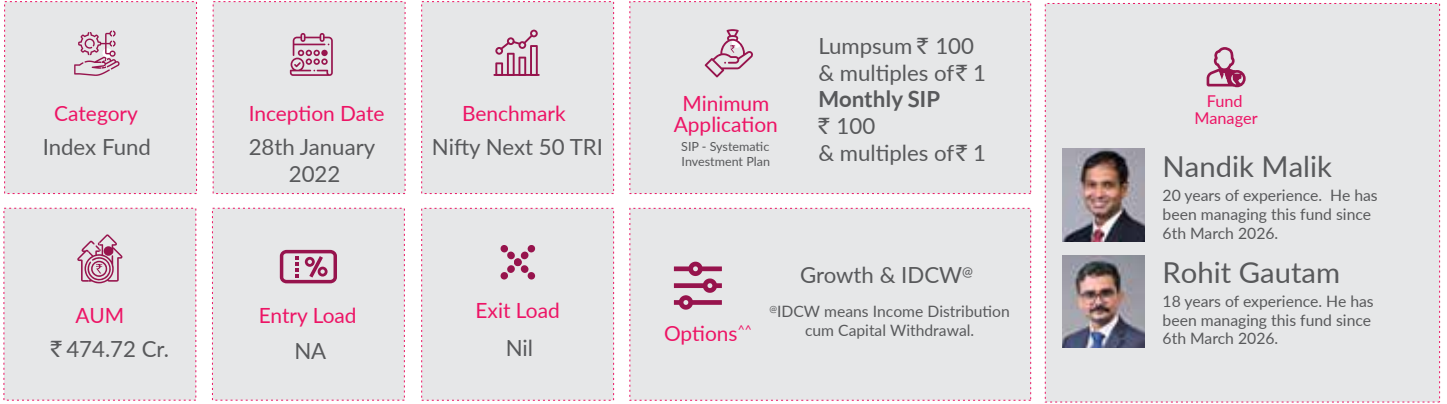
Financial Services	20.8%
Capital Goods	16.9%
Power	10.3%
Fast Moving Consumer Goods	8.9%
Automobile and Auto Components	7.8%
Oil, Gas & Consumable Fuels	6.4%
Healthcare	6.0%
Consumer Services	5.0%
Metals & Mining	4.8%
Unlisted (Vedanta Ltd Demerger)	3.3%

Current Portfolio Allocation is based on the prevailing market conditions and is subject to changes depending on the fund manager's view of the equity markets.

## Tracking Error

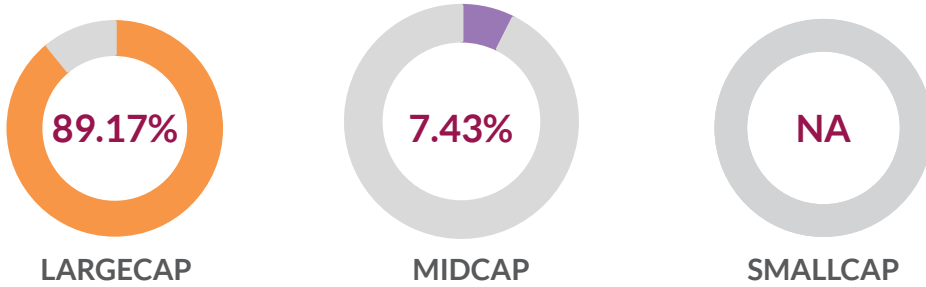
0.9%

## Investing Facts

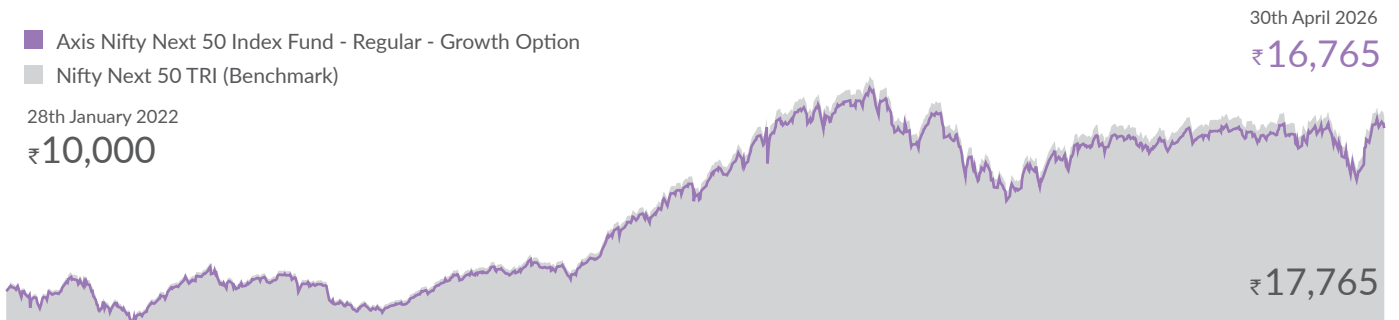


Note: To view asset class wise AUM & AAUM for categories of the Scheme & geographical spread refer <https://www.axismf.com/statutory-disclosures>  
<sup>^^</sup>For detailed disclosure on plans and options, kindly refer SID.

## Current market cap split (% NAV)



## Performance (NAV Movement)



	1 Year		3 Years		5 Years <sup>@</sup>		Since Inception	
	CAGR (%)	Current Value of Investment of ₹ 10,000/-	CAGR (%)	Current Value of Investment of ₹ 10,000/-	CAGR (%)	Current Value of Investment of ₹ 10,000/-	CAGR (%)	Current Value of Investment of ₹ 10,000/-
Axis Nifty Next 50 Index Fund - Regular Plan - Growth Option	7.93%	10,793	20.39%	17,476	NA	NA	12.91%	16,765
Nifty Next 50 TRI (Benchmark)	9.06%	10,906	21.69%	18,049	NA	NA	14.46%	17,765
Nifty 50 TRI Index (Additional Benchmark)	-0.28%	9,972	11.18%	13,753	NA	NA	9.54%	14,733

Past performance may or may not be sustained in future. Since inception (28th January 2022). Different plans have different expense structure. Nandik Malik is managing the scheme since 6th March 2026 and he manages 24 schemes of Axis Mutual Fund. Rohit Gautam is managing the scheme since 6th March 2026 and he manages 22 schemes of Axis Mutual Fund. Returns greater than 1 year are Compounded Annual Growth Rates (CAGR). Face value ₹10 per unit. <sup>@</sup>The performance data for 5 years period has not been provided, since scheme is in existence for less than 5 years.

Please click on link [https://transact.axismf.com/cms/sites/default/files/Statutory/WDP\\_Annexure\\_Apr.pdf](https://transact.axismf.com/cms/sites/default/files/Statutory/WDP_Annexure_Apr.pdf) to view the performance of other schemes currently managed by the fund manager.

Note: In case you require physical copy of this document request you to kindly take the printout to review the fund managers performance of other schemes managed by him from the above link given.

Data as on 30th April 2026.

It is to be distinctly understood that the permission given by NSE should not in any way be deemed or construed that the Scheme Information Document has been cleared or approved by NSE nor does it certify the correctness or completeness of any of the contents of the Draft Scheme Information Document. The investors are advised to refer to the Scheme Information Document for the full text of the Disclaimer Clause of NSE.

Nandik Malik is Managing Axis Nifty 500 Index Fund, Axis NIFTY Bank ETF, Axis BSE SENSEX ETF, Axis NIFTY India Consumption ETF, Axis NIFTY Healthcare ETF, Axis Nifty 50 Index Fund, Axis Nifty Bank Index Fund, Axis NIFTY 50 ETF, Axis Nifty 100 Index Fund, Axis Nifty IT Index Fund, Axis Nifty Midcap 50 Index Fund, Axis Nifty Next 50 Index Fund, Axis Nifty Smallcap 50 Index Fund, Axis Quant Fund, Axis BSE Sensex Index Fund, Axis NIFTY IT ETF, Axis Nifty500 Value 50 Index Fund, Axis Momentum Fund, Axis Nifty500 Momentum 50 Index Fund, Axis Nifty500 Value 50 ETF, Axis Nifty500 Quality 50 Index Fund and Axis BSE India Sector Leaders Index Fund since 6th Mar, 2026, Axis Multi Factor Passive FoF since 1st Apr, 2026 and Axis Nifty India Defence Index Fund since 29th Apr, 2026.

Rohit Gautam is Managing Axis Nifty 500 Index Fund, Axis NIFTY Bank ETF, Axis BSE SENSEX ETF, Axis NIFTY India Consumption ETF, Axis NIFTY Healthcare ETF, Axis Nifty 50 Index Fund, Axis Nifty Bank Index Fund, Axis NIFTY 50 ETF, Axis Nifty 100 Index Fund, Axis Nifty IT Index Fund, Axis Nifty Midcap 50 Index Fund, Axis Nifty Next 50 Index Fund, Axis Nifty Smallcap 50 Index Fund, Axis BSE Sensex Index Fund, Axis NIFTY IT ETF, Axis Nifty500 Value 50 Index Fund, Axis Nifty500 Momentum 50 Index Fund, Axis Nifty500 Value 50 ETF, Axis Nifty500 Quality 50 Index Fund and Axis BSE India Sector Leaders Index Fund since 6th Mar, 2026, Axis Multi Factor Passive FoF since 1st Apr, 2026 and Axis Nifty India Defence Index Fund since 29th Apr, 2026.

Market caps are defined as per SEBI regulations as below: a. Large Cap: 1st -100th company in terms of full market capitalization. b. Mid Cap: 101st -250th company in terms of full market capitalization. c. Small Cap: 251st company onwards in terms of full market capitalization.

### Axis Nifty Next 50 Index Fund

(An Open Ended Index Fund tracking the NIFTY NEXT 50 Index)

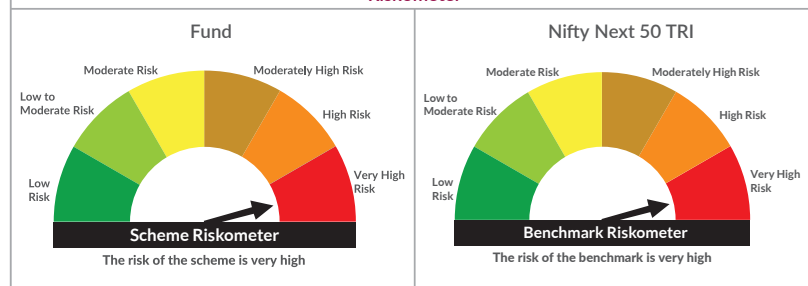
Benchmark : Nifty Next 50 TRI

This product is suitable for investors who are seeking\*:

- Long term wealth creation solution.
- An index fund that seeks to track returns by investing in a basket of Nifty Next 50 Index stocks and aims to achieve returns of the stated index, subject to tracking error.

\*Investors should consult their financial advisers if in doubt about whether the product is suitable for them.

#### Riskometer



**Mutual Fund investments are subject to market risks, read all scheme related documents carefully.**