

Axis Nifty Next 50 Index Fund

May-2026

For product label pls refer slide no.4



Axis Nifty Next 50 Index Fund

About the fund



Axis Nifty Next 50 Index Fund

Scheme Details



Type of Scheme

An Open Ended Index Fund tracking the Nifty Next 50 Index



Minimum Investment

₹100 and ₹1 thereafter

Entry Load

NA



Exit Load

Nil



AUM (In Cr) (As of 31-May-26)

₹ 495.58 *



Benchmark

Nifty Next 50 Index TRI



Inception Date

28-Jan-2022



Investment Objective

To provide returns before expenses that closely corresponds to the total returns of the NIFTY NEXT 50 subject to tracking errors. There is no assurance that the investment objective of the Scheme will be achieved.



Fund Manager

Mr. Nandik Mallik and Mr. Rohit Gautam



TER (As of 31-May-26)

Regular – 1.04%

Direct – 0.15%

BER (As of 31-May-26)

Regular – 0.90%

Direct – 0.13%




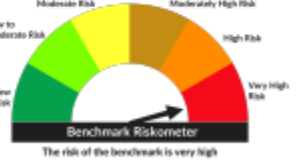
Tracking Error (As of 29-May-26)

Regular – 0.08%, Direct-0.07%

Axis Nifty Next 50 Index Fund

(An Open-Ended Index Fund tracking the NIFTYNEXT 50 Index

Benchmark: NIFTY NEXT 50 Index TRI

Product Labelling	Product Riskometer	Benchmark Riskometer
<p>This product is suitable for investors who are seeking*</p> <ul style="list-style-type: none">• Long term wealth creation solution.• An index fund that seeks to track returns by investing in a basket of Nifty Next 50 Index stocks and aims to achieve returns of the stated index, subject to tracking error. <p>*Investors should consult their financial advisers if in doubt about whether the product is suitable for them.</p>		

Axis Nifty Next 50 Index Fund

PERFORMANCE AS ON 29TH MAY,2026

Axis Nifty Next 50 Index Fund

Fund Name	1 Year		3 Years		5 Years		Since Inception		Date of inception
	CAGR (%)	Point-to-Point returns on Standard Investment of Rs. 10,000/-	CAGR (%)	Point-to-Point returns on Standard Investment of Rs. 10,000/-	CAGR (%)	Point-to-Point returns on Standard Investment of Rs. 10,000/-	CAGR (%)	Point-to-Point returns on Standard Investment of Rs. 10,000/-	
Axis Nifty Next 50 Index Fund - Regular Plan - Growth	6.44%	10,642	18.80%	16,761	NA	NA	13.18%	17,100	28-Jan-22
Nifty Next 50 TRI (Benchmark)	7.55%	10,753	20.09%	17,311	NA	NA	14.72%	18,135	
Nifty 50 TRI (Additional Benchmark)	-3.85%	9,616	9.54%	13,140	NA	NA	8.92%	14,480	
Axis Nifty Next 50 Index Fund - Direct Plan - Growth	7.37%	10,734	19.66%	17,127	NA	NA	13.95%	17,615	28-Jan-22
Nifty Next 50 TRI (Benchmark)	7.55%	10,753	20.09%	17,311	NA	NA	14.72%	18,135	
Nifty 50 TRI (Additional Benchmark)	-3.85%	9,616	9.54%	13,140	NA	NA	8.92%	14,480	

Past performance may or may not be sustained in future. Different plans have different expense structure. Nandik Mallik is managing the scheme since 6th March 2026 and he manages 22 schemes of Axis Mutual Fund & Rohit Gautam is managing the scheme since 6th March 2026 and he manages 22 schemes of Axis Mutual Fund . Please refer to https://www.axismf.com/cms/sites/default/files/Statutory/ALL_Annexure_May.pdf for performance of all schemes managed by the fund manager. Returns greater than 1 year period are compounded annualised (CAGR). Face Value per unit : ₹10.

Nifty Next 50 Index

Deep Dive



Axis Nifty Next 50 Index Fund

Exposure to India future leaders

Axis Nifty Next 50 Index fund aims to offer exposure to bluechip companies of tomorrow forming part of Nifty 100 Index after excluding Nifty 50 companies.


Key attributes -

- **Exposure to Future Market Leaders** , many constituents eventually graduate to the flagship index of Nifty 50.
- Nifty Next 50 Index constituents are typically in **their expansion phase of their company lifecycle**.
- Constituents are weighted based on free float market cap and rebalanced semi-annually.

	Time Period	Nifty Next 50 TRI	Nifty 50 TRI
CAGR	1 Year	7.5%	-3.8%
	3 Year	20.1%	9.5%
	5 Year	14.5%	9.9%
	10 Year	14.9%	12.5%
	15 Year	14.2%	11.4%
Volatility	15 Year	18.1%	16.4%

Source: Nifty Indices, Data from 30 Sep 2005 to 31-May-2026, Past performance may or may not be sustained in the future. The above information should not be construed as promise, guarantee or forecast of returns. Table / Charts mentioned above are used to explain the concept and is for illustration purpose only.
https://www.niftyindices.com/Methodology/Method_NIFTY_Equity_Indices.pdf

Key Attributes of Nifty Next 50 Index



Large Cap Stability

89.2% allocation to large-cap companies, offering stability with growth potential



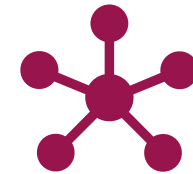
Long-Term Wealth Creation

*Nifty Next 50-TRI gave 15-year CAGR of **14.1%**, and in similar time ₹1 lakh invested would have grown to ₹7.23 lakhs.*



Balanced Stock Exposure

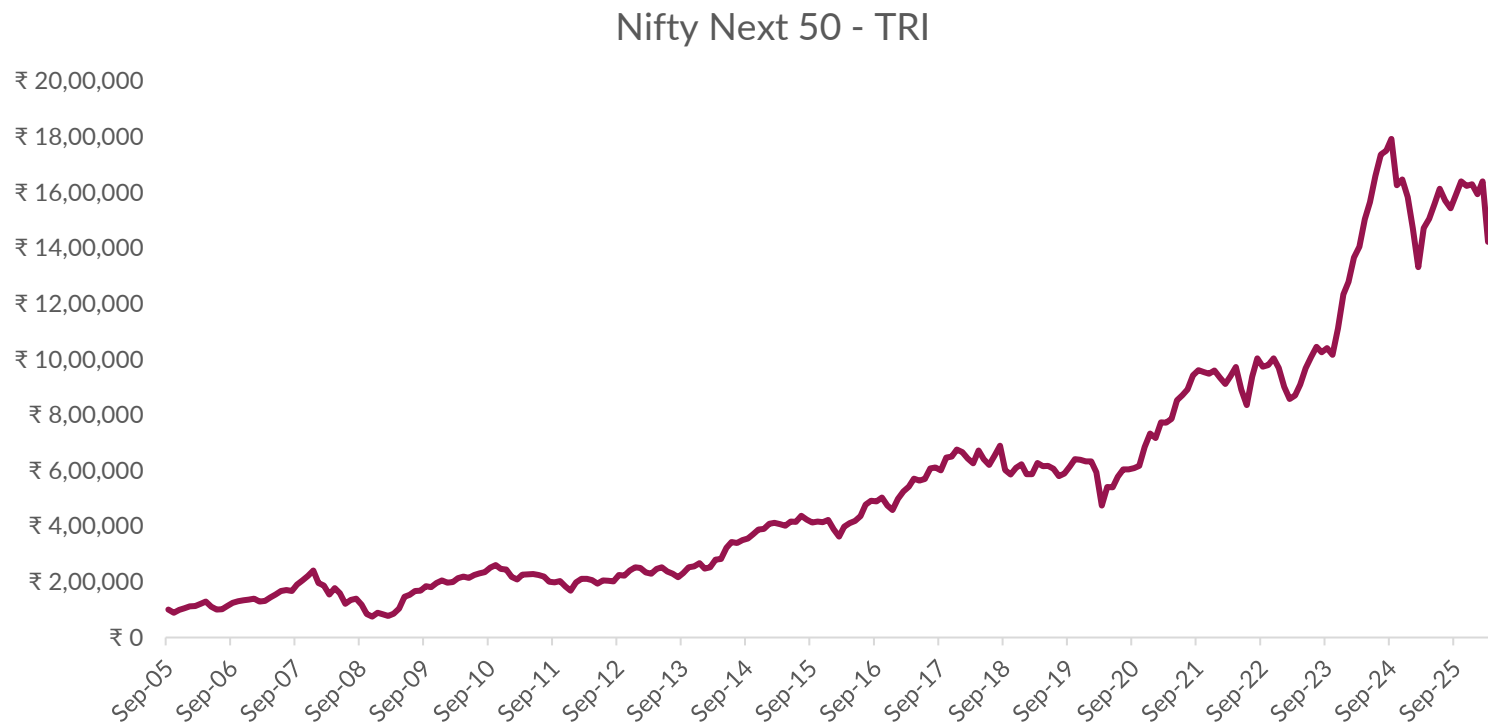
*No stock specific concentration with largest stock weight at **just 3.7%**, with top 10 stocks forming 31.4%.*



Differentiated Industry Coverage

*Exposure to **13 additional industries** accounting for 37.1% weight, beyond Nifty 50*

The Power of Staying Invested in Nifty Next 50 over 20 Years



Rs. 1 lakh invested in Nifty Next 50 index before 20 Years would have been **Rs.16.7 lakh** as of May-2026.*

Source: Nifty Indices, Data as of 29-05-2026. Past performance may or may not be sustained in the future. The above information should not be construed as promise, guarantee or forecast of returns. Table / Charts mentioned above are used to explain the concept and is for illustration purpose only. The Stocks mentioned herein are for general assesment purpose only and not a complete disclosure of every material fact. It should not be construed as investment advice to any party. *Invested Date – 30th Sep 2005. <https://niftyindices.com/indices/equity/broad-based-indices/nifty-next-50>

	Nifty Next 50	Nifty 50	BSE Sensex
Largest Stock Weight	4.0%	10.6%	12.8%
Top 10 stock Weights	30.9%	52.9%	64.0%
Largest Sector Weight	19.9%	35.1%	38.8%
Top 3 Sector Weights	52.2%	57.4%	60.2%

The Nifty Next 50 Index, comprising 50 constituents after Nifty 50, provides enhanced diversification regarding stock and sector allocations when compared to the Nifty 50 and BSE Sensex.

Differentiated Industry Exposure Beyond Nifty 50

Industry	Weights (%)
Agricultural, Commercial & Construction Vehicles	3.2%
Auto Components	3.8%
Beverages	4.4%
Capital Markets	2.2%
Chemicals & Petrochemicals	3.6%
Diversified Metals	2.4%
Electrical Equipment	6.7%
Gas	1.8%
Industrial Manufacturing	0.7%
Industrial Products	3.2%
Leisure Services	2.3%
Personal Products	1.6%
Realty	2.6%

Get exposure to 13 New Industries outside of Nifty 50 Index Representing 38.3% of Nifty Next 50 Index weight.

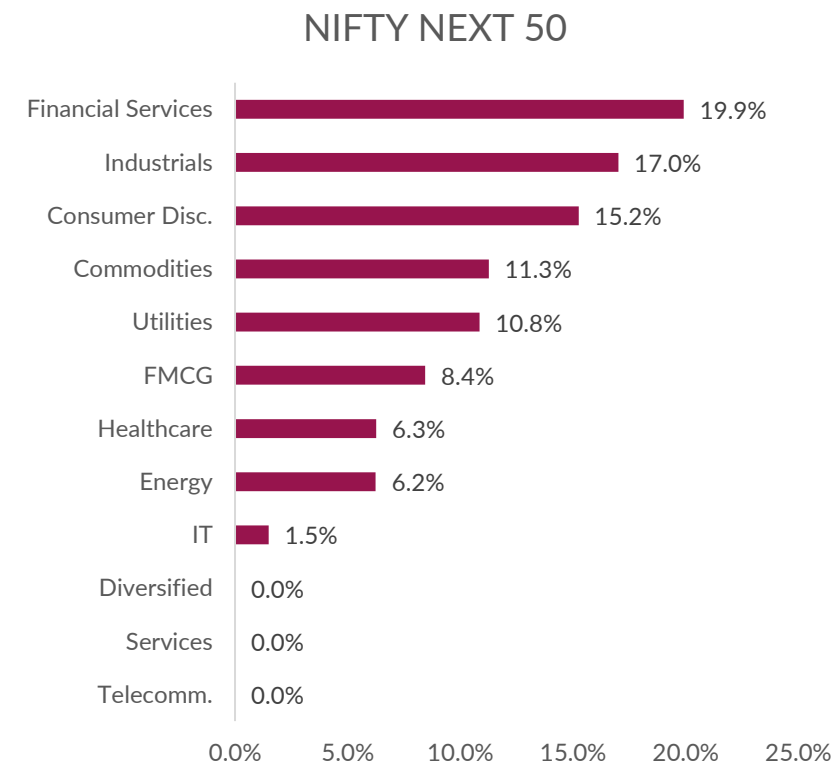
Source: Nifty Indices, Data as of 29-05-2026. Past performance may or may not be sustained in the future. The above information should not be construed as promise, guarantee or forecast of returns. Table / Charts mentioned above are used to explain the concept and is for illustration purpose only. The Stocks mentioned herein are for general assesment purpose only and not a complete disclosure of every material fact. It should not be construed as investment advice to any party.

<https://niftyindices.com/indices/equity/broad-based-indices/nifty-next-50>

Index Composition : Nifty Next 50

Top 10 Constituents

Company Name	Weight	Macro Economic Sector
ADANI POWER LTD.	4.0%	Utilities
DIVI'S LABORATORIES LTD.	3.4%	Healthcare
HINDUSTAN AERONAUTICS LTD.	3.2%	Industrials
CUMMINS INDIA LTD.	3.2%	Industrials
TATA MOTORS LTD.	3.2%	Industrials
TVS MOTOR COMPANY LTD.	3.1%	Consumer Discretionary
VARUN BEVERAGES LTD.	2.9%	Fast Moving Consumer Goods
TATA POWER CO. LTD.	2.8%	Utilities
CHOLAMANDALAM INVESTMENT AND FINANCE COMPANY LTD.	2.6%	Financial Services
SAMVARDHANA MOTHERSON INTERNATIONAL LTD.	2.6%	Consumer Discretionary
Top 10 Total Weight	30.9%	



Source: Nifty Indices, Data as of 31-May-2026. Past performance may or may not be sustained in the future. The above information should not be construed as promise, guarantee or forecast of returns. Table / Charts mentioned above are used to explain the concept and is for illustration purpose only. The Stocks mentioned herein are for general assesment purpose only and not a complete disclosure of every material fact. It should not be construed as investment advice to any party.
<https://niftyindices.com/indices/equity/broad-based-indices/nifty-next-50>

Index Rolling Return : Nifty Next 50

Data Label	1 Year Rolling Returns		3 Year Rolling Returns		5 Year Rolling Returns	
	Nifty 50 - TRI	Nifty Next 50- TRI	Nifty 50 - TRI	Nifty Next 50- TRI	Nifty 50 - TRI	Nifty Next 50- TRI
Average	15.1%	19.6%	12.2%	14.7%	12.5%	14.9%
Median	12.8%	12.5%	12.6%	15.6%	13.2%	14.7%
Min	-56.4%	-67.2%	-5.0%	-15.0%	-1.6%	-0.3%
Max	105.7%	196.8%	33.2%	44.4%	27.1%	31.5%

CAGR Ranges	% of total observations					
Negative	17.8%	25.7%	1.8%	7.5%	0.1%	0.1%
0% to 10%	23.7%	20.3%	31.0%	19.2%	27.3%	23.8%
10% to 15%	15.1%	7.4%	35.1%	19.7%	42.3%	28.1%
15% to 20%	10.2%	6.4%	24.1%	24.3%	27.0%	23.1%
Above 20%	33.2%	40.2%	7.9%	29.3%	3.2%	25.0%
Double Digit	58.5%	54.0%	67.2%	73.3%	72.5%	76.1%

Source: Nifty Indices, Data 30-Sep-2005 to 31-May-2026. Past performance may or may not be sustained in the future. The above information should not be construed as promise, guarantee or forecast of returns. Table / Charts mentioned above are used to explain the concept and is for illustration purpose only. The Stocks mentioned herein are for general assessment purpose only and not a complete disclosure of every material fact. It should not be construed as investment advice to any party.
<https://niftyindices.com/indices/equity/broad-based-indices/nifty-next-50>

Index SIP : Returns

SIP tends to offer stability to investment growth

Nifty Next 50 Index	1 Year	3 Year	5 Year	10 Year
XIRR (Returns)	10.4%	11.7%	14.5%	14.5%
Amount Invested	1,20,000	3,60,000	6,00,000	1,200,000
Market Value	1,26,538	4,28,240	8,61,258	25,62,798

Source: Nifty Indices, Data as of 29-May-2026. Past performance may or may not be sustained in the future. The above information should not be construed as promise, guarantee or forecast of returns. Table / Charts mentioned above are used to explain the concept and is for illustration purpose only. The Stocks mentioned herein are for general assesment purpose only and not a complete disclosure of every material fact. It should not be construed as investment advice to any party.

<https://niftyindices.com/indices/equity/broad-based-indices/nifty-next-50>

Nifty Next 50 (P/E)



As of May 2026, the Nifty Next 50 Index P/E is around 19, which is close to the lower end of the historical range seen over the past 10 years.

Source: Nifty Indices, Data as of 29-05-2026. Past performance may or may not be sustained in the future. The above information should not be construed as promise, guarantee or forecast of returns. Table / Charts mentioned above are used to explain the concept and is for illustration purpose only. The Stocks mentioned herein are for general assesment purpose only and not a complete disclosure of every material fact. It should not be construed as investment advice to any party.

<https://niftyindices.com/indices/equity/broad-based-indices/nifty-next-50>

Why Axis AMC



Why AXIS AMC

- Axis AMC is one of the **prominent asset management companies** with an overall AUM exceeding INR 3,00,000 crore and over 1 crore active investor accounts, enjoying strong brand recognition and investor
- A committed and skilled **leadership team concentrating on Passive Funds.**
- Continuous research accompanied by **valuable data insights** tailored to monitor and advise on established & emerging investment ideas
- A **diverse selection of passive funds**, featuring a total of 38 options across equity, debt, and commodities
- Research initiatives spearheaded by professional with extensive experience of over 15 years working domestic and international index providers, NSE, BSE, and S&P Dow Jones Indices.

Annexure



Statutory Details: Axis Bank Limited is not liable or responsible for any loss or shortfall resulting from the operation of the scheme.

This document represents the views of Axis Asset Management Co. Ltd. and must not be taken as the basis for an investment decision. Neither Axis Mutual Fund, Axis Mutual Fund Trustee Limited nor Axis Asset Management Company Limited, its Directors or associates shall be liable for any damages including lost revenue or lost profits that may arise from the use of the information contained herein. No representation or warranty is made as to the accuracy, completeness or fairness of the information and opinions contained herein. The AMC reserves the right to make modifications and alterations to this statement as may be required from time to time.

This presentation has been prepared and issued on the basis of internal data, publicly available information and other sources believed to be reliable. The information contained in this document is for general purposes only and not a complete disclosure of every material fact and terms and conditions. The information / data herein alone is not sufficient and shouldn't be used for the development or implementation of an investment strategy. It should not be construed as investment advice to any party. Past performance may or may not be sustained in the future.

Any calculations made are approximations, meant as guidelines only, which you must confirm before relying on them. The information given is for general purposes only. Past performance may or may not be sustained in future. The current investment strategies are subject to change depending on market conditions. All opinions, figures, charts/graphs, estimates and data included in this presentation are as on date and are subject to change without notice. The statements contained herein may include statements of future expectations and other forward-looking statements that are based on our current views and assumptions and involve known and unknown risks and uncertainties that could cause actual results, performance or events to differ materially from those expressed or implied in such statements. Readers shall be fully responsible / liable for any decision taken on the basis of this presentation. Investments in Securities are subject to market and other risks and there is no assurance or guarantee that the objectives of any of the Schemes will be achieved. The scheme may not be suited to all categories of investors.

The material is based upon information that we consider reliable, but we do not represent that it is accurate or complete, and it should not be relied upon as such. Opinions, if any, expressed are our opinions as of the date of appearing on this material only. While we endeavor to update on a reasonable basis the information discussed in this material, there may be regulatory, compliance, or other reasons that prevent us from doing so. Recipient shall understand that the aforementioned statements cannot disclose all the risks and characteristics. The recipient is requested to take into consideration all the risk factors including their financial condition, suitability to risk return, etc. and take professional advice before investing.

NSE Index Disclaimer:

It is to be distinctly understood that the permission given by NSE should not in any way be deemed or construed that the SIDs / Schemes of Axis MF has been cleared or approved by NSE nor does it certify the correctness or completeness of any of the contents of the SIDs. The investors are advised to refer to the SIDs for the full text of the 'Disclaimer Clause of NSE.

The fund manager(s) may or may not choose to hold the stock mentioned, from time to time. Investors are requested to consult their financial, tax and other advisors before taking any investment decision(s).

Mutual Fund Investments are subject to market risks, read all scheme related documents carefully.

Disclaimer

The Axis Nifty Next 50 Index Fund (Products) are not sponsored, endorsed, sold or promoted by NSE INDICES LIMITED (formerly known as India Index Services & Products Limited ("IISL")). NSE INDICES LIMITED does not make any representation or warranty, express or implied, to the owners of the Axis Nifty Next 50 Index Fund or any member of the public regarding the advisability of investing in securities generally or in the Product(s) particularly or the ability of the Nifty Next 50 Index to track general stock market performance in India. The relationship of NSE INDICES LIMITED to the Issuer is only in respect of the licensing of the Indices and certain trademarks and trade names associated with such Indices which is determined, composed and calculated by NSE INDICES LIMITED without regard to the Issuer or the Product(s). NSE INDICES LIMITED does not have any obligation to take the needs of the Issuer or the owners of the Product(s) into consideration in determining, composing or calculating the Nifty Next 50 Index. NSE INDICES LIMITED is not responsible for or has participated in the determination of the timing of, prices at, or quantities of the Product(s) to be issued or in the determination or calculation of the equation by which the Product(s) is to be converted into cash. NSE INDICES LIMITED has no obligation or liability in connection with the administration, marketing or trading of the Product(s). NSE INDICES LIMITED do not guarantee the accuracy and/or the completeness of the Nifty Next 50 Index or any data included therein and NSE INDICES LIMITED shall have not have any responsibility or liability for any errors, omissions, or interruptions therein. NSE INDICES LIMITED does not make any warranty, express or implied, as to results to be obtained by the Issuer, owners of the product(s), or any other person or entity from the use of the Nifty Next 50 Index or any data included therein. NSE INDICES LIMITED makes no express or implied warranties, and expressly disclaim all warranties of merchantability or fitness for a particular purpose or use with respect to the index or any data included therein. Without limiting any of the foregoing, NSE INDICES LIMITED expressly disclaim any and all liability for any claims, damages or losses arising out of or related to the Products, including any and all direct, special, punitive, indirect, or consequential damages (including lost profits), even if notified of the possibility of such damages. An investor, by subscribing or purchasing an interest in the Product(s), will be regarded as having acknowledged, understood and accepted the disclaimer referred to in Clauses above and will be bound by it.

Thank You