

AXIS NIFTY500 VALUE 50 INDEX FUND

(An Open-Ended Index Fund tracking Nifty500 Value 50 TRI)

Registration Number: MF/061/09/02

About the Fund

- An open-ended fund which replicates the Nifty500 Value 50-TRI, focusing on value stocks within the Nifty 500.
- Selects companies based on value factors like low price-to-earnings and price-to-book ratios.
- Passively managed for efficient, disciplined value investing.
- Diversified across sectors and market caps.

Know your 'Value' descriptors

P/E Price to Earnings	P/BV Price to Book Value	P/S Price to Sales	Dividend Yield
<ul style="list-style-type: none"> • Earnings per share (EPS) compared to stock's price • Lower P/E multiple indicates better earnings per share in relation to stock's price 	<ul style="list-style-type: none"> • Book Value per share compared to stock's price • Book Value of company indicates net worth of the company • Lower P/BV means higher book value for the stock price 	<ul style="list-style-type: none"> • Sales per share compared to stock's price • Lower P/S multiple indicates attractive valuation 	<ul style="list-style-type: none"> • Dividend per share compared to stock's price • Higher dividend paid per stock indicates good value stock
Lower the better	Lower the better	Lower the better	Higher the better

Explainer - *Book value is the value of a company's assets after netting out its liabilities. It approximates the total value shareholders would receive if the company were liquidated.

Why Invest

- Potential to benefit from mean reversion and value outperformance cycles.
- Lower expense ratio compared to active value funds.
- Transparent, rules-based selection process.
- Suitable for investors seeking long-term capital appreciation through value investing.

Top 10 stocks












Oil & Natural Gas Corporation Limited	5.9%
Tata Steel Limited	5.8%
NTPC Limited	5.7%
Power Grid Corporation of India Limited	5.5%
Coal India Limited	5.5%
Hindalco Industries Limited	5.5%
State Bank of India	5.1%
Grasim Industries Limited	4.6%
Tata Motors Passenger Vehicles Limited	4.4%
Power Finance Corporation Limited	3.3%

Top 10 Sectors

Financial Services	24.4%
Oil, Gas & Consumable Fuels	23.7%
Metals & Mining	18.6%
Power	12.5%
Construction Materials	4.6%
Automobile and Auto Components	4.4%
Unlisted (Vedanta Ltd Demerger)	3.7%
Chemicals	2.3%
Services	2.3%
Healthcare	1.8%

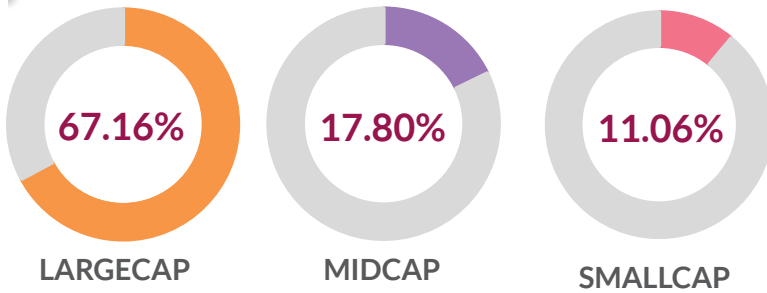
Current Portfolio Allocation is based on the prevailing market conditions and is subject to changes depending on the fund manager's view of the equity markets.

Investing Facts

 <p>Category Index Fund</p>	 <p>Inception Date 24th October 2024</p>	 <p>Benchmark NIFTY 500 Value 50 TRI</p>	 <p>Minimum Application SIP - Systematic Investment Plan Lumpsum ₹ 100 & multiples of ₹ 1 Monthly SIP ₹ 100 & multiples of ₹ 1</p>	 <p>Fund Manager</p>
 <p>AUM ₹ 195.23 Cr.</p>	 <p>Options^{^^} Growth & IDCW[@] <small>[@]IDCW means Income Distribution cum Capital Withdrawal.</small></p>	 <p>Entry Load NA</p>	 <p>Exit Load If redeemed/ switched out within 15 days from the date of allotment: 0.25%, If redeemed/ switched out after 15 days from the date of allotment: Nil</p>	 <p>Nandik Malik 20 years of experience. He has been managing this fund since 6th March 2026.</p>  <p>Rohit Gautam 18 years of experience. He has been managing this fund since 6th March 2026.</p>

Note: To view asset class wise AUM & AAUM for categories of the Scheme & geographical spread refer <https://www.axismf.com/statutory-disclosures>
^^For detailed disclosure on plans and options, kindly refer SID.

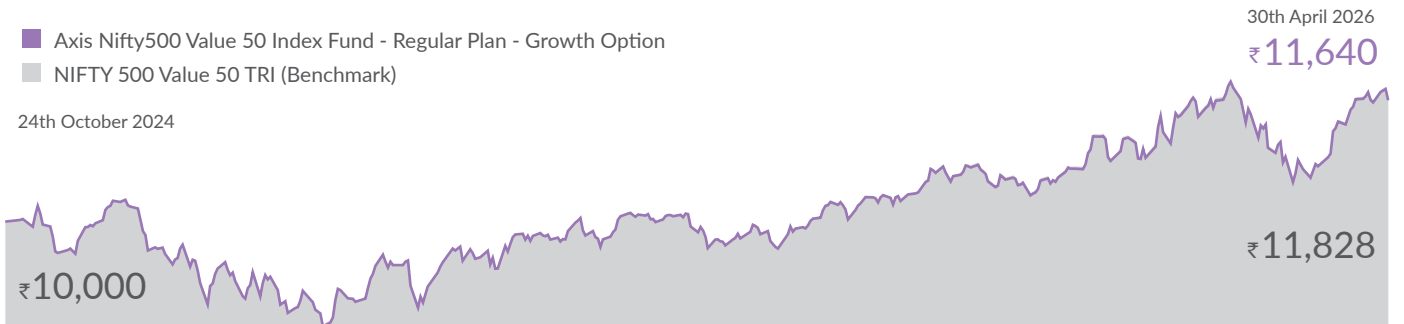
Current market cap split (% NAV)



Tracking Error

0.17%

Performance (NAV Movement)



	1 Year		3 Years [@]		5 Years [@]		Since Inception	
	CAGR (%)	Current Value of Investment of ₹ 10,000/-	CAGR (%)	Current Value of Investment of ₹ 10,000/-	CAGR (%)	Current Value of Investment of ₹ 10,000/-	CAGR (%)	Current Value of Investment of ₹ 10,000/-
Axis Nifty500 Value 50 Index Fund - Regular - Growth	23.69%	12,369	NA	NA	NA	NA	10.54%	11,640
NIFTY 500 Value 50 TRI (Benchmark)	24.98%	12,498	NA	NA	NA	NA	11.72%	11,828
Nifty 50 TRI (Additional Benchmark)	-0.28%	9,972	NA	NA	NA	NA	-0.10%	9,985

Past performance may or may not be sustained in future. Since inception (24th October 2024). Different plans have different expense structure. Nandik Malik is managing the scheme since 6th March 2026 and he manages 24 schemes of Axis Mutual Fund. Rohit Gautam is managing the scheme since 6th March 2026 and he manages 22 schemes of Axis Mutual Fund. Returns greater than 1 year are Compounded Annual Growth Rates (CAGR). Face value ₹10 per unit. [@]The performance data for 3 and 5 years period has not been provided, since scheme is in existence for less than 3 year.

Please click on link https://transact.axismf.com/cms/sites/default/files/Statutory/WDP_Annexure_Apr.pdf to view the performance of other schemes currently managed by the fund manager.

Note: In case you require physical copy of this document request you to kindly take the printout/ to review the fund managers performance of other schemes managed by him from the above link given.

Data as on 30th April 2026.

It is to be distinctly understood that the permission given by NSE should not in any way be deemed or construed that the Scheme Information Document has been cleared or approved by NSE nor does it certify the correctness or completeness of any of the contents of the Draft Scheme Information Document. The investors are advised to refer to the Scheme Information Document for the full text of the 'Disclaimer Clause of NSE.

The Axis Nifty500 Value 50 Index Fund offered by "the issuer" is not sponsored, endorsed, sold or promoted by NSE INDICES LIMITED (formerly known as India Index Services & Products Limited (IISL)). NSE INDICES LIMITED does not make any representation or warranty, express or implied (including warranties of merchantability or fitness for particular purpose or use) and disclaims all liability to the owners of AXIS NIFTY 500 INDEX FUND or any member of the public regarding the advisability of investing in securities generally or in the AXIS NIFTY 500 INDEX FUND linked to Nifty 100 Index TRI or particularly in the ability of the Nifty 100 Index TRI to track general stock market performance in India. Please read the full Disclaimers in relation to the Nifty 100 Index TRI in the in the Offer Document/ Prospectus/ Scheme Information Document.

Nandik Malik is Managing Axis Nifty 500 Index Fund, Axis NIFTY Bank ETF, Axis BSE SENSEX ETF, Axis NIFTY India Consumption ETF, Axis NIFTY Healthcare ETF, Axis Nifty 50 Index Fund, Axis Nifty Bank Index Fund, Axis NIFTY 50 ETF, Axis Nifty 100 Index Fund, Axis Nifty IT Index Fund, Axis Nifty Midcap 50 Index Fund, Axis Nifty Next 50 Index Fund, Axis Nifty Smallcap 50 Index Fund, Axis Quant Fund, Axis BSE Sensex Index Fund, Axis NIFTY IT ETF, Axis Nifty500 Value 50 Index Fund, Axis Momentum Fund, Axis Nifty500 Momentum 50 Index Fund, Axis Nifty500 Value 50 ETF, Axis Nifty500 Quality 50 Index Fund and Axis BSE India Sector Leaders Index Fund since 6th Mar, 2026, Axis Multi Factor Passive FoF since 1st Apr, 2026 and Axis Nifty India Defence Index Fund since 29th Apr, 2026.

Rohit Gautam is Managing Axis Nifty 500 Index Fund, Axis NIFTY Bank ETF, Axis BSE SENSEX ETF, Axis NIFTY India Consumption ETF, Axis NIFTY Healthcare ETF, Axis Nifty 50 Index Fund, Axis Nifty Bank Index Fund, Axis NIFTY 50 ETF, Axis Nifty 100 Index Fund, Axis Nifty IT Index Fund, Axis Nifty Midcap 50 Index Fund, Axis Nifty Next 50 Index Fund, Axis Nifty Smallcap 50 Index Fund, Axis BSE Sensex Index Fund, Axis NIFTY IT ETF, Axis Nifty500 Value 50 Index Fund, Axis Nifty500 Momentum 50 Index Fund, Axis Nifty500 Value 50 ETF, Axis Nifty500 Quality 50 Index Fund and Axis BSE India Sector Leaders Index Fund since 6th Mar, 2026, Axis Multi Factor Passive FoF since 1st Apr, 2026 and Axis Nifty India Defence Index Fund since 29th Apr, 2026.

Market caps are defined as per SEBI regulations as below: a. Large Cap: 1st -100th company in terms of full market capitalization. b. Mid Cap: 101st -250th company in terms of full market capitalization. c. Small Cap: 251st company onwards in terms of full market capitalization.

Axis Bank Ltd. is not liable or responsible for any loss or shortfall resulting from the operation of the scheme.

Axis Nifty500 Value 50 Index Fund

(An Open-Ended Index Fund tracking Nifty500 Value 50 TRI)

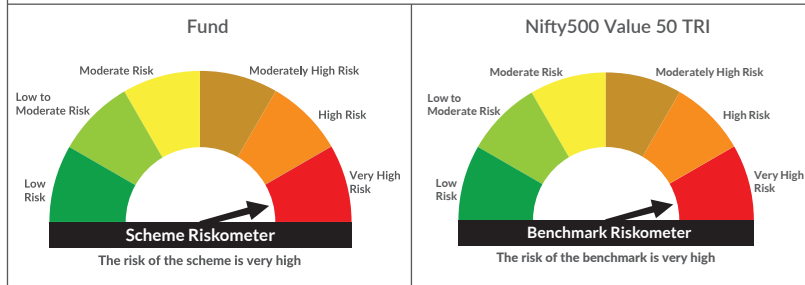
Benchmark : Nifty500 Value 50 TRI

This product is suitable for investors who are seeking*:

- Long term wealth creation solution
- An index fund that seeks to track returns by investing in a basket of Nifty500 Value 50 stocks and aims to achieve returns of the stated total return index, subject to tracking error

*Investors should consult their financial advisers if in doubt about whether the product is suitable for them.

Riskometer



Distributed by:

Mutual Fund investments are subject to market risks, read all scheme related documents carefully.