

AXIS NIFTY500 VALUE 50 INDEX FUND

(An Open-Ended Index Fund tracking Nifty500 Value 50 TRI)

About the Fund

- The Nifty500 Value 50 Index offer 'True to Label' exposure to 'Value' factor. Stocks are selected based on the 'Value Score' (PE, PB, PS and Div Yield).
- The stocks are selected from the universe of large, mid and small cap stocks.
- Further Dividend Yield has always remained high for the index as expected.

Know your 'Value' descriptors

P/E Price to Earnings	P/BV Price to Book Value	P/S Price to Sales	Dividend Yield
<ul style="list-style-type: none"> • Earnings per share (EPS) compared to stock's price • Lower P/E multiple indicates better earnings per share in relation to stock's price 	<ul style="list-style-type: none"> • Book Value per share compared to stock's price • Book Value of company indicates net worth of the company • Lower P/BV means higher book value for the stock price 	<ul style="list-style-type: none"> • Sales per share compared to stock's price • Lower P/S multiple indicates attractive valuation 	<ul style="list-style-type: none"> • Dividend per share compared to stock's price • Higher dividend paid per stock indicates good value stock
Lower the better	Lower the better	Lower the better	Higher the better

Explainer - *Book value is the value of a company's assets after netting out its liabilities. It approximates the total value shareholders would receive if the company were liquidated.

Top 10 stocks











Hindalco Industries Limited	5.4%
State Bank of India	5.2%
Tata Motors Limited	5.1%
NTPC Limited	5.1%
Tata Steel Limited	5.1%
Grasim Industries Limited	5.1%
Oil & Natural Gas Corporation Limited	5.0%
Coal India Limited	5.0%
Indian Oil Corporation Limited	5.0%
Vedanta Limited	4.9%

Top 10 Sectors

Oil, Gas & Consumable Fuels	24.5%
Financial Services	24.3%
Metals & Mining	19.5%
Power	10.7%
Automobile and Auto Components	8.5%
Construction Materials	5.1%
Chemicals	3.0%
Services	2.6%
Media, Entertainment & Publication	0.5%
Construction	0.5%

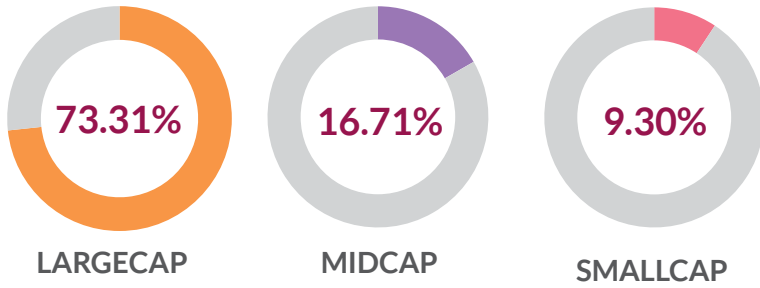
Current Portfolio Allocation is based on the prevailing market conditions and is subject to changes depending on the fund manager's view of the equity markets.

Investing Facts

 Category Index Fund	 Inception Date 24th October 2024	 Benchmark NIFTY 500 Value 50 TRI	 Minimum Application SIP - Systematic Investment Plan Lumpsum ₹ 100 & multiples of ₹ 1 Monthly SIP ₹ 100 & multiples of ₹ 1	 Fund Manager  Karthik Kumar 16 years of experience. He has been managing this fund since 24th October 2024.
 AUM ₹ 87.74 cr.	 Options^{^^} Growth & IDCW [®] <small>®IDCW means Income Distribution cum Capital Withdrawal.</small>	 Entry Load NA	 Exit Load If redeemed/ switched out within 15 days from the date of allotment: 0.25%. If redeemed/ switched out after 15 days from the date of allotment: Nil	

Note: To view asset class wise AUM & AAUM for categories of the Scheme & geographical spread refer <https://www.axismf.com/statutory-disclosures>
^{^^}For detailed disclosure on plans and options, kindly refer SID.

Current market cap split (% NAV)



Tracking Error

0.15%

Performance (NAV Movement)

■ Axis Nifty500 Value 50 Index Fund - Regular Plan - Growth Option
 ■ NIFTY 500 Value 50 TRI (Benchmark)

29th August 2025

₹9,531

24th October 2024

₹10,000

₹9,619

	6 months		Since Inception	
	CAGR (%)	Point-to- Point returns on Standard Investment of ₹10,000	CAGR (%)	Point-to- Point returns on Standard Investment of ₹10,000
Axis Nifty500 Value 50 Index Fund - Regular Plan - Growth Option	26.30%	11,235	-5.52%	9,531
NIFTY 500 Value 50 TRI (Benchmark)	27.62%	11,293	-4.49%	9,619
Nifty 50 TRI (Additional Benchmark)	22.72%	11,075	1.57%	10,133

Past performance may or may not be sustained in future. Since inception (12th July 2024). The performance data for 1, 3 & 5 years period has not been provided, since scheme is in existence for less than 1 year. Different plans have different expense structure. Karthik Kumar is managing the scheme since 24th October 2024 and he manages 23 schemes of Axis Mutual Fund. Returns greater than 1 year are Compounded Annual Growth Rates (CAGR). Face value ₹10 per unit. ©The performance data for 1, 3 and 5 years period has not been provided, since scheme is in existence for less than 1 year.

Please click on link https://www.axismf.com/cms/sites/default/files/Statutory/WDP_Annexure_Aug.pdf to view the performance of other schemes currently managed by the fund manager.

Note: In case you require physical copy of this document request you to kindly take the printout to review the fund managers performance of other schemes managed by him from the above link given.

Data as on 29th August 2025.

It is to be distinctly understood that the permission given by NSE should not in any way be deemed or construed that the Scheme Information Document has been cleared or approved by NSE nor does it certify the correctness or completeness of any of the contents of the Draft Scheme Information Document. The investors are advised to refer to the Scheme Information Document for the full text of the 'Disclaimer Clause of NSE.

The Axis Nifty500 Value 50 Index Fund offered by "the issuer" is not sponsored, endorsed, sold or promoted by NSE INDICES LIMITED (formerly known as India Index Services & Products Limited (IISL)). NSE INDICES LIMITED does not make any representation or warranty, express or implied (including warranties of merchantability or fitness for particular purpose or use) and disclaims all liability to the owners of AXIS NIFTY 500 INDEX FUND or any member of the public regarding the advisability of investing in securities generally or in the AXIS NIFTY 500 INDEX FUND linked to Nifty 100 Index TRI or particularly in the ability of the Nifty 100 Index TRI to track general stock market performance in India. Please read the full Disclaimers in relation to the Nifty 100 Index TRI in the Offer Document/ Prospectus/ Scheme Information Document.

Karthik Kumar is Managing Axis Arbitrage Fund, Axis Quant Fund since 3rd Jul, 2023, Axis NIFTY Bank ETF, Axis BSE SENSEX ETF, Axis NIFTY India Consumption ETF, Axis Multi Factor Passive FoF, Axis NIFTY Healthcare ETF, Axis Nifty 50 Index Fund, Axis NIFTY 50 ETF, Axis Nifty 100 Index Fund, Axis Nifty Midcap 50 Index Fund, Axis Nifty Next 50 Index Fund, Axis Nifty Smallcap 50 Index Fund and Axis NIFTY IT ETF since 3rd Aug, 2023, Axis BSE Sensex Index Fund since 27th Feb, 2024, Axis Nifty IT Index Fund since 5th Apr, 2024, Axis Nifty Bank Index Fund since 24th May, 2024, Axis Nifty 500 Index Fund since 16th Jul, 2024, Axis Nifty500 Value 50 Index Fund since 24th Oct, 2024, Axis Momentum Fund since 12th Dec, 2024, Axis Nifty500 Momentum 50 Index Fund since 13th Feb, 2025, Axis Income Plus Arbitrage Active FOF since 14th Feb, 2025 and Axis Nifty500 Value 50 ETF since 13th Mar, 2025.

Market caps are defined as per SEBI regulations as below: a. Large Cap: 1st -100th company in terms of full market capitalization. b. Mid Cap: 101st -250th company in terms of full market capitalization. c. Small Cap: 251st company onwards in terms of full market capitalization.

Axis Bank Ltd. is not liable or responsible for any loss or shortfall resulting from the operation of the scheme.

For Digital use only.

Axis Nifty500 Value 50 Index Fund

(An Open-Ended Index Fund tracking Nifty500 Value 50 TRI)

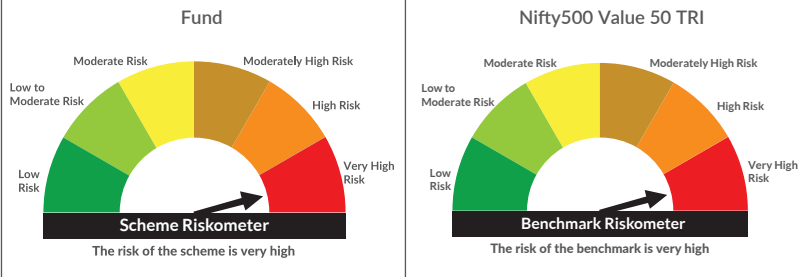
Benchmark : Nifty500 Value 50 TRI

This product is suitable for investors who are seeking*:

- Long term wealth creation solution
- An index fund that seeks to track returns by investing in a basket of Nifty500 Value 50 stocks and aims to achieve returns of the stated total return index, subject to tracking error

*Investors should consult their financial advisers if in doubt about whether the product is suitable for them.

Riskometer



Distributed by:

Mutual Fund investments are subject to market risks, read all scheme related documents carefully.