

Market Up ho ya Down apna balance sahi hai!



Presenting

Axis Balanced Advantage Fund

(An open-ended Dynamic Asset Allocation Fund)

About the Fund

The fund follows a dynamic approach to asset allocation by using a systematic rule based model which dynamically adjusts its equity allocation over time.



The fund uses an in house proprietary process run by the fund manager which helps it determine equity exposure

Equity - 0-100%
Fixed Income - 0-100%



Difference between net equity and debt exposure is achieved through hedging

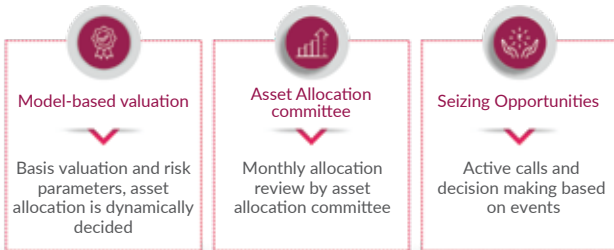


Valuations, Earnings momentum, Trend & macros determine net equity and debt exposure

*The above framework is broadly indicative and the fund manager may change the framework depending on the market conditions

3 Pillar Investment Approach

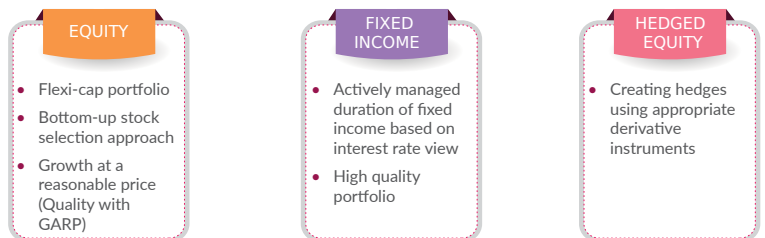
Dynamic approach



The funds dynamic approach aims to navigate equity market volatility and capture long term performance.

Current Portfolio Strategy

Axis Balanced Advantage fund follows a 5-factor approach to determine equity exposure while rebalancing. The key factors are Valuation, Earnings momentum, Global/domestic macros, Trend and Global events. All 5 variables are given importance while computing the net long exposure.



Please refer to SID for detailed asset allocation and Investment Strategy. Subject to provisions of SIP, portfolio Allocation/ Positioning will be based on the prevailing market conditions and may change depending on the fund manager's view. For equity high quality implies companies with sound management pedigree and a track record to manage business in all economic cycles and good corporate governance.

Fund Manager Views

- Markets have been in a correction mode over the past one and half years, as moderation in growth has been met by global uncertainties, including tariff war and the recent Iran–US-Israel war. Large cap Valuation is now more reasonable compared to its 5-year average valuations.
- Rising geopolitical tensions in West Asia triggered a steep surge in crude oil prices. This sudden spike significantly worsened the global macro backdrop and amplified concerns around inflation, growth, and external balances.
- The fund aims to consider near term volatility and accordingly take positions and focus on stocks offering a favourable growth-to-valuation balance. With the impact of war, direct impact sectors like oil, auto are hedged and fund has increased allocation towards segments like hospitals, jewellery, QSR etc.
- On the debt side, we have gradually reduced duration in our portfolios since February 2025 transitioning from long duration strategies to accrual-based strategies. In this context, a barbell strategy emerges as the most effective approach—balancing short-tenor bonds for liquidity with long-duration bonds for tactical opportunities. Our preferred positioning includes high quality corporate bonds for steady accrual with selective G sec exposure playing a complementary role, offering a combination of consistent accrual and potential upside.

Strategic agility: dynamic approach



Portfolio Update (30th March 2026)

EQUITY PORTION

Large Cap	87.67%
Midcap	6.71%
Smallcap	5.62%

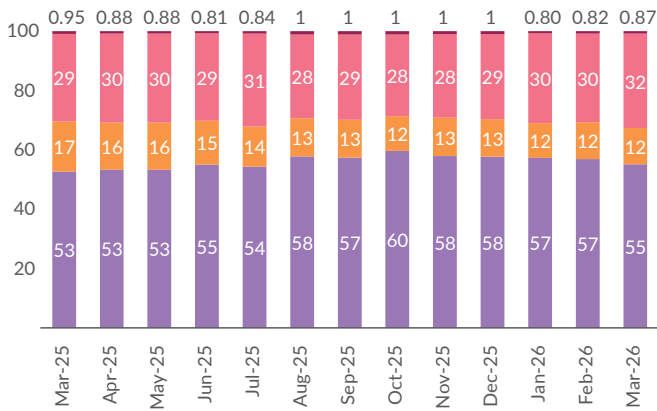
FIXED INCOME PORTION

Residual Maturity	3.17 years
Mod Duration	2.49 years
Annualized Portfolio YTM [^]	7.45%
Macaulay Duration	2.63 years

[^]The yield to maturity given above is based on the portfolio of funds as on date given above. This should not be taken as an indication of the returns that may be generated by the fund and the securities bought by the fund may or may not be held till their respective maturities. The calculations are based on the invested corpus. *In case of semi annual YTM, it will be annualised.

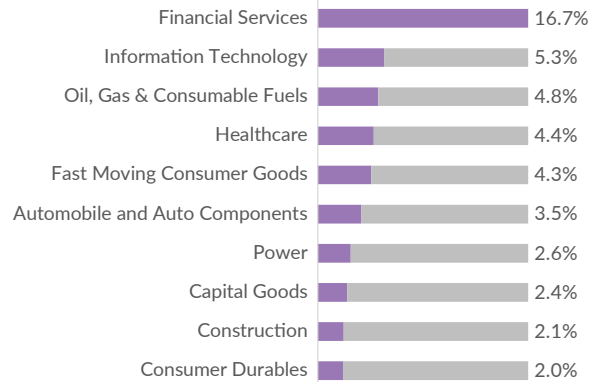
Note: Portfolio allocation, maturity & duration is based on the current market conditions and is subject to changes depending on the fund manager's view of the markets.

Asset Allocation



■ Unhedged Equity* ■ Hedged Equity* ■ Debt, Cash & Other receivables ■ InVT

Top 10 Sectors^{##}



^{##} For Equity Portion.

Investing Facts

<p>Category Dynamic Asset Allocation</p>	<p>Inception Date 01 August 2017</p>	<p>Benchmark NIFTY50 Hybrid Composite Debt 50 : 50 Index</p>	<p>Minimum Application SIP - Systematic Investment Plan Lumpsum ₹ 100 & multiples of ₹ 1 Monthly SIP ₹ 100 & multiples of ₹ 1</p>	<p>Fund Manager</p>
<p>Options^{**} Growth & IDCW <small>^{**}IDCW means Income Distribution cum Capital Withdrawal.</small></p>	<p>AUM ₹ 3557.60 cr.</p>	<p>Entry Load Nil</p>	<p>Exit Load If redeemed/ switched-out within 12 months from the date of allotment, • For 10% of investments: Nil • For remaining investments: 1%. If redeemed/ switched-out after 12 months from the date of allotment: NIL.</p>	<p>Jayesh Sundar Work experience: 22 years He has been managing this fund since 28th September 2023.</p> <p>Devang Shah Work experience: 20 years. He has been managing this fund since 5th April 2024</p> <p>Hardik Shah Work experience: 16 years. He has been managing this fund since 31st January 2022.</p>

Note: To view asset class wise AUM & AAUM for categories of the Scheme & geographical spread refer <https://www.axismf.com/statutory-disclosures>

^{**}For detailed disclosure on plans and options, kindly refer SID.

Performance (NAV Movement)

30th March 2026

₹ 22,500

- Axis Balanced Advantage Fund - Direct Plan - Growth
- NIFTY50 Hybrid Composite Debt 50:50 Index (Benchmark)

1st August 2017

₹ 10,000

₹ 21,269

	1 Year		3 Years		5 Years		Since Inception	
	CAGR (%)	Current Value of Investment of ₹ 10,000/-	CAGR (%)	Current Value of Investment of ₹ 10,000/-	CAGR (%)	Current Value of Investment of ₹ 10,000/-	CAGR (%)	Current Value of Investment of ₹ 10,000/-
Axis Balanced Advantage Fund - Direct Plan - Growth	0.76%	10,076	13.72%	14,706	10.86%	16,741	9.81%	22,500
NIFTY 50 Hybrid Composite Debt 50:50 Index (Benchmark)	-0.62%	9,937	8.39%	12,736	7.99%	14,690	9.10%	21,269
Nifty 50 TRI (Additional Benchmark)	-3.97%	9,601	10.03%	13,320	10.01%	16,113	10.86%	24,432

Past performance may or may not be sustained in future. Since inception (1st August 2017), Different plans have different expense structure. Jayesh Sundar is managing the scheme since 28th September 2023 and he manages 8 schemes of Axis Mutual Fund. Devang Shah is managing the scheme since 5th April 2024 and he manages 23 schemes of Axis Mutual Fund and Hardik Shah is managing the scheme since 31st January 2022 and he manages 17 schemes of Axis Mutual Fund. Returns greater than 1 year period are compounded annualized (CAGR). Face value Rs. 10 per unit. Please refer return table for performance of all schemes managed by the fund manager.

Please click on link https://www.axismf.com/cms/sites/default/files/Statutory/ALL_Annexure_Mar.pdf to view the performance of other schemes currently managed by the fund manager.

Note: In case you require physical copy of this document request you to kindly take the printout to review the fund managers performance of other schemes managed by him from the above link given.

Fundamental attribute change of Axis Dynamic Equity fund has taken with effect 1st October 2021, the new name for the scheme is Axis Balanced Advantage fund

#Scheme Performance may not be strictly comparable with that of its additional benchmark in view of hybrid nature of the scheme.

Data as on 30th March 2026 .

Past performance may or may not be sustained in future. Calculations are based on Regular Plan - Growth Option NAV and Direct Plan - Growth Option NAV, as applicable. Face value is ₹ 1,000/- for Axis Liquid Fund, Axis Treasury Advantage Fund, Axis Money Market Fund, Axis Overnight Fund and Axis Banking & PSU Debt Fund, ` 1/- for Axis Gold ETF and ` 10/- for all other schemes. Different plans have different expense structure.

Jayesh Sundar is Managing Axis Children's Fund, Axis Balanced Advantage Fund, Axis Aggressive Hybrid Fund and Axis Conservative Hybrid Fund since 28th Sep, 2023, Axis Retirement Fund - Aggressive Plan, Axis Retirement Fund - Conservative Plan and Axis Retirement Fund - Dynamic Plan since 24th Jan, 2024 and Axis Large Cap Fund since 4th Nov, 2024.

Devang Shah is Managing Axis Dynamic Bond Fund, Axis Strategic Bond Fund, Axis Liquid Fund, Axis Gilt Fund and Axis Short Duration Fund since 5th Nov, 2012, Axis Credit Risk Fund since 15th Jul, 2014, Axis Arbitrage Fund since 14th Aug, 2014, Axis Conservative Hybrid Fund, Axis Treasury Advantage Fund since 7th Jun, 2016, Axis Corporate Bond Fund since 13th Jul, 2017, Axis Money Market Fund since 6th Aug, 2019, Axis Long Duration Fund since 27th Dec, 2022, Axis Income Plus Arbitrage Active FOF since 1st Feb, 2023, Axis Multi Asset Allocation Fund, Axis Children's Fund, Axis Balanced Advantage Fund, Axis Aggressive Hybrid Fund, Axis Equity Savings Fund, Axis Retirement Fund - Aggressive Plan, Axis Retirement Fund - Conservative Plan and Axis Retirement Fund - Dynamic Plan since 5th Apr, 2024, Axis Income Plus Arbitrage Passive FOF since 12th Nov, 2025 and Axis Multi-Asset Active FoF since 11th Dec, 2025.

Hardik Shah is Managing Axis Corporate Bond Fund, Axis Balanced Advantage Fund and Axis Floater Fund since 31st Jan, 2022, Axis CRISIL IBX SDL May 2027 Index Fund since 23rd Feb, 2022, Axis Long Duration Fund since 27th Dec, 2022, Axis CRISIL IBX 50:50 Gilt Plus SDL June 2028 Index Fund since 24th Jan, 2023, Axis Children's Fund, Axis Equity Savings Fund since 1st Feb, 2023, Axis Fixed Term Plan - Series 112 (1143 Days) since 1st Mar, 2023, Axis Banking & PSU Debt Fund since 3rd Jul, 2023, Axis Multi Asset Allocation Fund, Axis Income Plus Arbitrage Active FOF, Axis Dynamic Bond Fund, Axis Retirement Fund - Aggressive Plan, Axis Retirement Fund - Conservative Plan and Axis Retirement Fund - Dynamic Plan since 5th Apr, 2024 and Axis Ultra Short Duration Fund since 4th Nov, 2024.

**Formerly Known as Axis All Seasons Debt Fund of Funds, the name of Fund and Fundamental Attributes have been changed effective from 14th February 2025

Axis Bank Ltd. is not liable or responsible for any loss or shortfall resulting from the operation of the scheme.

For Digital use only

Axis Balanced Advantage Fund

(An Open Ended Dynamic Asset Allocation Fund)

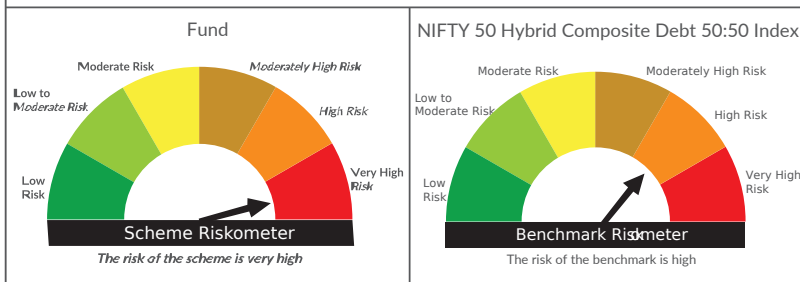
Benchmark : NIFTY 50 Hybrid Composite Debt 50:50 Index

This product is suitable for investors who are seeking*:

- Capital appreciation & generating income over medium to long term
- Investment in equity and equity related instruments as well as debt and money market instruments while managing risk through active asset allocation

*Investors should consult their financial advisers if in doubt about whether the product is suitable for them.

Riskometer



Mutual Fund investments are subject to market risks, read all scheme related documents carefully.