

# AXIS ARBITRAGE FUND

(An open-ended scheme investing in arbitrage opportunities)

Registration Number: MF/061/09/02

## About the Fund

An open-ended scheme investing in arbitrage opportunities



Aims to capture the cash-futures spread with limited market direction impact



Low volatility absolute return strategies



Invests minimum 65% in the hedged equities<sup>^</sup>



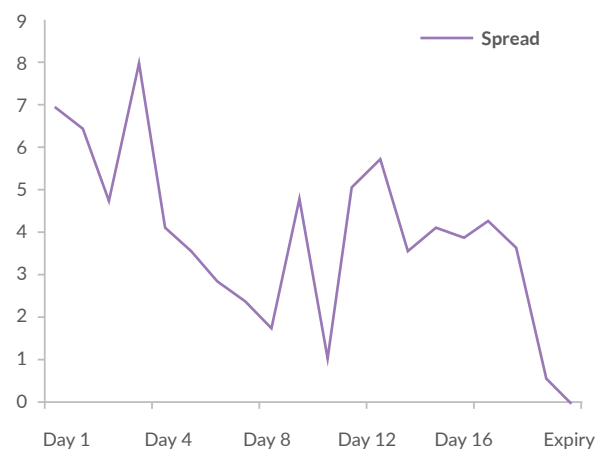
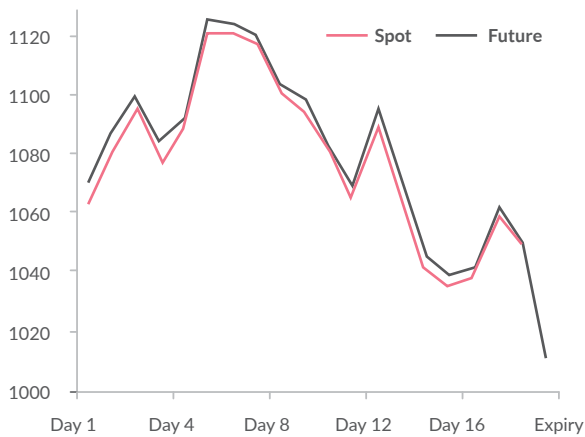
Suitable for investors looking for parking their short term money

<sup>^</sup>This is current investment strategy which may change from time to time. Investors must refer to Scheme Information Document for Asset Allocation pattern and investment strategies in various scenarios

## What is Arbitrage?

- › Buying and selling of an asset in two different markets simultaneously to earn a price differential is called Arbitrage
- › This price differential is called as spread or basis
- › By the expiry of contract, the basis tends to zero and the futures converge to spot irrespective of the market movements
- › Hence it helps to capitalize on the market inefficiencies and generate profits for the investors

Illustration: The below chart on LHS depicts the spot and future price movement for one month contract. While the chart on RHS explains how the spread between the future and the spot converges to zero by the expiry of the contract.



The above graph is used to explain the concept and is for illustration purpose only and should not be used for development or implementation of an investment strategy. Past performance may or may not be sustained in future.

## Portfolio Characteristics\*

### Residual Maturity

0.56 years

### Modified Duration












0.56 years

### Macaulay Duration

0.58 years

Note: Portfolio allocation, maturity & duration is based on the current market conditions and is subject to changes depending on the fund manager's view of the markets.

## Investing Facts

 <p><b>Category</b> Arbitrage Fund</p>	 <p><b>Inception Date</b> 14th August 2014</p>	 <p><b>Benchmark</b> Nifty 50 Arbitrage Index</p>	 <p><b>Minimum Application</b> SIP - Systematic Investment Plan Lumpsum ₹ 500 &amp; multiples of ₹ 1 Monthly SIP ₹ 100 &amp; multiples of ₹ 1</p>	 <p><b>Fund Manager</b></p>
 <p><b>Options**</b> Growth &amp; IDCW <small>**IDCW means Income Distribution cum Capital Withdrawal.</small></p>	 <p><b>AUM</b> ₹ 9781.35 cr.</p>	 <p><b>Entry Load</b> Nil</p>	 <p><b>Exit Load</b> If redeemed/switched out within 15 days from the date of investment/allotment: 0.25%. If redeemed/switched out after 15 days from the date of investment/allotment: Nil</p>	 <p><b>Devang Shah</b> Work experience: 20 years He has been managing this fund since 14th August 2014</p>
				 <p><b>Sachin Jain</b> 12 years of experience in financial market. He has been managing this fund since 9th November 2021</p>

Note: To view asset class wise AUM & AAUM for categories of the Scheme & geographical spread refer <https://www.axismf.com/statutory-disclosures>  
<https://www.axismf.com/1/5/464/671/674/GeographicalAUMReportrequiredMAY2026.pdf>

\*\*For detailed disclosure on plans and options, kindly refer SID.

## Performance (NAV Movement)



	1 Year		3 Years		5 Years		Since Inception	
	CAGR (%)	Current Value of Investment of ₹ 10,000/-	CAGR (%)	Current Value of Investment of ₹ 10,000/-	CAGR (%)	Current Value of Investment of ₹ 10,000/-	CAGR (%)	Current Value of Investment of ₹ 10,000/-
Axis Arbitrage Fund - Direct Plan - Growth	6.14%	10,612	7.38%	12,377	6.57%	13,746	6.67%	21,416
Nifty 50 Arbitrage Index (Benchmark)	6.65%	10,663	7.46%	12,406	6.32%	13,581	5.83%	19,511
NIFTY 1 Year T-Bill Index (Additional Benchmark)	5.21%	10,520	6.50%	12,078	5.70%	13,191	6.51%	21,047

Past performance may or may not be sustained in future. Since inception (14th August 2014), Different plans have different expense structure. Devang Shah is managing the scheme since 14th August 2014 and he manages 23 schemes. Sachin Jain is managing the scheme since 9th November 2021 and he manages 13 schemes. Returns greater than 1 year are Compounded Annual Growth Rates (CAGR). Face value ₹10 per unit. Please refer return table for performance of all schemes managed by the fund manager.

Please click on link [https://transact.axismf.com/cms/sites/default/files/Statutory/ALL\\_Annexure\\_May.pdf](https://transact.axismf.com/cms/sites/default/files/Statutory/ALL_Annexure_May.pdf) to view the performance of other schemes currently managed by the fund manager.

Note: In case you require physical copy of this document request you to kindly take the printout to review the fund managers performance of other schemes managed by him from the above link given.

#Scheme Performance may not be strictly comparable with that of its additional benchmark in view of hybrid nature of the scheme.

Data as on 29th May 2026.

**Past performance may or may not be sustained in future.** Calculations are based on Regular Plan - Growth Option NAV and Direct Plan - Growth Option NAV, as applicable. Face value is ₹ 1,000/- for Axis Liquid Fund, Axis Treasury Advantage Fund, Axis Money Market Fund, Axis Overnight Fund and Axis Banking & PSU Debt Fund, ₹ 1/- for Axis Gold ETF and ₹ 10/- for all other schemes Different plans have different expense structure.

Devang Shah is Managing Axis Dynamic Bond Fund, Axis Strategic Bond Fund, Axis Liquid Fund, Axis Gilt Fund and Axis Short Duration Fund since 5th Nov, 2012, Axis Credit Risk Fund since 15th Jul, 2014, Axis Arbitrage Fund since 14th Aug, 2014, Axis Conservative Hybrid Fund, Axis Treasury Advantage Fund since 7th Jun, 2016, Axis Corporate Bond Fund since 13th Jul, 2017, Axis Money Market Fund since 6th Aug, 2019, Axis Long Duration Fund since 27th Dec, 2022, Axis Income Plus Arbitrage Active FOF since 1st Feb, 2023, Axis Multi Asset Allocation Fund, Axis Children's Fund, Axis Balanced Advantage Fund, Axis Aggressive Hybrid Fund, Axis Equity Savings Fund, Axis Retirement Fund - Aggressive Plan, Axis Retirement Fund - Conservative Plan and Axis Retirement Fund - Dynamic Plan since 5th Apr, 2024, Axis Income Plus Arbitrage Passive FOF since 12th Nov, 2025 and Axis Multi-Asset Active FoF since 11th Dec, 2025.

Sachin Jain is Managing Axis Conservative Hybrid Fund, Axis Ultra Short Duration fund since 4th Sep, 2020, Axis Money Market Fund, Axis Overnight Fund since 9th Nov, 2021, Axis Strategic Bond Fund, Axis Gilt Fund and Axis Nifty SDL September 2026 Debt Index Fund since 1st Feb, 2023, Axis CRISIL IBX 50:50 Gilt Plus SDL September 2027 Index Fund since 27th Feb, 2023, Axis Fixed Term Plan - Series 113 (1228 Days) since 21st Mar, 2023, Axis Liquid Fund since 3rd Jul, 2023, Axis Fixed Maturity Plan - Series 129 (108 Days) since 24th Feb, 2026, Axis Fixed Maturity Plan - Series 130 (92 Days) since 12th Mar, 2026 and Axis Arbitrage Fund since 16th May, 2026.

Axis Bank Ltd. is not liable or responsible for any loss or shortfall resulting from the operation of the scheme.

For Digital use only.

## Axis Arbitrage Fund

(An Open Ended Scheme Investing In Arbitrage Opportunities)

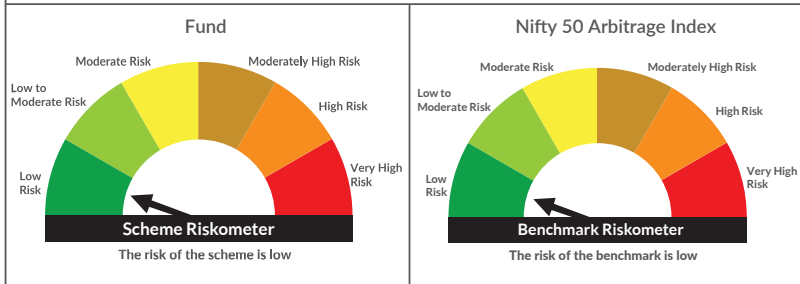
Benchmark: Nifty 50 Arbitrage Index

This product is suitable for investors who are seeking\*:

- Income over short to medium term
- Investment in arbitrage opportunities in the cash & derivatives segment of the equity market

\*Investors should consult their financial advisers if in doubt about whether the product is suitable for them.

### Riskometer



**Mutual Fund investments are subject to market risks, read all scheme related documents carefully.**