

AXIS CONSERVATIVE HYBRID FUND

An open ended hybrid scheme investing predominantly in debt instruments
(Formerly known as Axis Regular Saver Fund)

About the Fund

Axis Conservative Hybrid Fund is categorized as a conservative hybrid fund which allocates in a combination of debt and equity. It is ideally suited for investors who want to generate a steady income through debt investments and wants to add some alpha to their portfolio via equity.



Combined portfolio helps in multi-asset allocation with a single fund



Low correlation among asset classes prevents downside risk



Potential for higher return than traditional debt funds due to equity exposure

#The above framework is broadly indicative and the fund manager may change the framework depending on the market conditions

Why invest in Axis Conservative Hybrid Fund?

- ▶ Potential for higher return than debt. Lower risk than pure equity oriented scheme.
- ▶ The fund is ideally suited for conservative investors who are looking for slightly higher returns than traditional fixed income funds.
- ▶ It is suitable for investors who want a flavor of both asset classes with relatively lower risk
- ▶ Targets regular income through debt portion.

Investment approach

- ▶ **Debt Approach** – The fund is actively managed and has a diversified portfolio. It aims to capture opportunities in the yield curve spreads in the short duration segment. It aims to have a target portfolio duration of 1-7 years.
- ▶ **Equity Approach** – The fund follows a bottom up stock picking approach with a bias towards large cap stocks. The emphasis is on quality stocks with sustainable growth potential.

Fund Manger Views

- ▶ Indian equities have demonstrated an ability to recover once uncertainty subsides, provided oil prices stabilise and there is no prolonged disruption to shipping or energy supply. However, if crude prices remain elevated for an extended period, markets could begin pricing in higher inflation, a weaker rupee, fewer interest rate cuts, and potential earnings downgrades for oil-sensitive sectors. In such a scenario, volatility is likely to remain elevated, with performance diverging sharply between resilient and vulnerable segments of the market.
- ▶ Despite ceasefire announcements for the next two weeks, the duration and trajectory of the conflict remain key risks. Prolonged disruptions could keep energy prices elevated, complicating the global disinflation process and potentially delaying rate cuts in the US and other developed markets. While emerging economies, including India, are relatively better positioned given stronger macro fundamentals, they are not immune. Higher crude prices could translate into imported inflation, currency pressures and tighter financial conditions, underscoring the need for continued vigilance.
- ▶ In this backdrop, discipline matters more than directional rate calls. With yields largely confined to a narrow range, accrual rather than duration-led capital gains has driven returns. On the Debt side, Since February 2025, we have been steadily reducing portfolio duration, shifting away from long-duration strategies toward accrual-focused approaches. This year, we see accrual and selective tactical duration as the dominant themes, particularly in long bonds and state development loans (SDLs).
- ▶ Our preferred positioning includes 2-year AA-rated corporate bonds for steady accrual and long-tenor government securities for duration plays, offering a combination of consistent accrual and potential upside.

Portfolio Update

(30th March 2026)

EQUITY PORTION

Large Cap 96.73%

Midcap 2.11%

Smallcap 1.16%

FIXED INCOME PORTION

Residual Maturity 6.25 years

Mod Duration 4.31 years

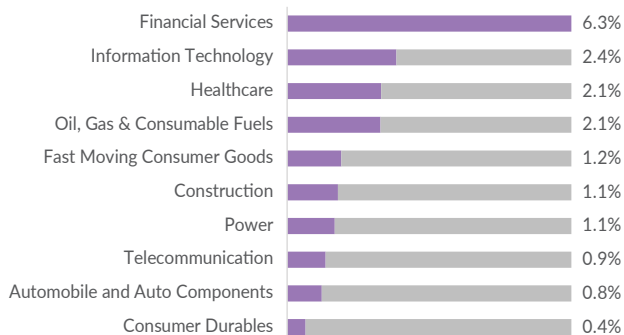
Annualized Portfolio YTM ^{^*} 7.74 %

Macaulay Duration 4.48 years

[^]The yield to maturity given above is based on the Debt portfolio of funds as on date given above. This should not be taken as an indication of the returns that may be generated by the fund and the securities bought by the fund may or may not be held till their respective maturities. The calculations are based on the invested corpus.*In case of semi annual YTM, it will be annualised.

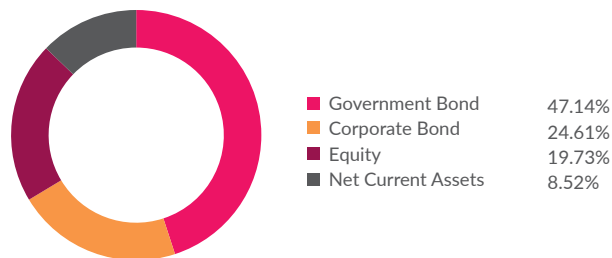
Note: Portfolio allocation, maturity & duration is based on the current market conditions and is subject to changes depending on the fund manager's view of the markets.

Top 10 Sectors##



For Equity Portion.

Asset Allocation



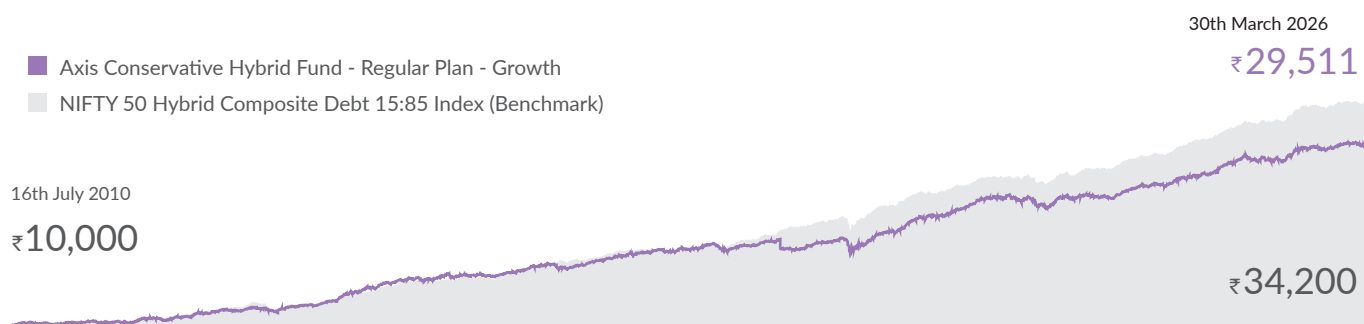
Investing Facts

<p>Category Conservative Hybrid Fund</p>	<p>Inception Date 16th July 2010</p>	<p>Benchmark NIFTY 50 Hybrid Composite Debt 15:85 Index</p>	<p>Minimum Application SIP - Systematic Investment Plan Lumpsum ₹ 500 & multiples of ₹ 1 Monthly SIP ₹ 100 & multiples of ₹ 1</p>	<p>Devang Shah Work experience: 20 years He has been managing this fund since 7th June 2016</p>
<p>Options^{^^} Growth & IDCW <small>^IDCW means Income Distribution cum Capital Withdrawal.</small></p>	<p>AUM ₹ 214.78 cr.</p>	<p>Entry Load Nil</p>	<p>Exit Load If redeemed/switch out within 1 month from the date of allotment: • For 10% of investment : Nil • For remaining investment : 1%. If redeemed/switch out after 1 month from the date of allotment: Nil</p>	<p>Sachin Jain 12 years of experience in financial market. He has been managing this fund since 4th September, 2020.</p>
				<p>Jayesh Sundar 22 years of experience in financial market. He has been managing this fund since 28th September 2023.</p>

Note: To view asset class wise AUM & AAUM for categories of the Scheme & geographical spread refer <https://www.axismf.com/statutory-disclosures>

^^For detailed disclosure on plans and options, kindly refer SID.

Performance (NAV Movement)



	1 Year		3 Years		5 Years		Since Inception	
	CAGR (%)	Current Value of Investment of ₹ 10,000/-	CAGR (%)	Current Value of Investment of ₹ 10,000/-	CAGR (%)	Current Value of Investment of ₹ 10,000/-	CAGR (%)	Current Value of Investment of ₹ 10,000/-
Axis Conservative Hybrid Fund - Regular Plan - Growth	0.92%	10,093	6.39%	12,041	5.66%	13,171	7.13%	29,511
NIFTY 50 Hybrid Composite Debt 15:85 Index (Benchmark)	1.55%	10,156	7.04%	12,262	6.36%	13,613	8.14%	34,200
NIFTY 10 yr Benchmark G-Sec (Additional Benchmark)	2.57%	10,259	7.06%	12,271	5.05%	12,794	6.32%	26,210

Past performance may or may not be sustained in future. Since inception (16th July 2010). Different plans have different expense structure. Devang Shah is managing the scheme since 7th June 2016 and he manages 23 schemes of Axis Mutual Fund. Sachin Jain is managing the scheme since 4th September 2020 and he manages 15 schemes. Jayesh Sundar is managing the scheme since 28th September 2023 and he manages 8 schemes of Axis Mutual Fund. Scheme Performance may not be strictly comparable with that of its additional benchmark in view of hybrid nature of the scheme. Returns greater than 1 year are Compounded Annual Growth Rates(CAGR). Face value ₹10 per unit. Please refer return table for performance of all schemes managed by the fund manager.

Please click on link https://www.axismf.com/cms/sites/default/files/Statutory/WDP_Annexure_Mar.pdf to view the performance of other schemes currently managed by the fund manager.

Note: In case you require physical copy of this document request you to kindly take the printout to review the fund managers performance of other schemes managed by him from the above link given.

#Scheme Performance may not be strictly comparable with that of its additional benchmark in view of hybrid nature of the scheme.

Data as on 30th March 2026.

Past performance may or may not be sustained in future. Calculations are based on Regular Plan - Growth Option NAV and Direct Plan – Growth Option NAV, as applicable. Face value is ` 1,000/- for Axis Liquid Fund, Axis Treasury Advantage Fund, Axis Money Market Fund, Axis Overnight Fund and Axis Banking & PSU Debt Fund, ` 1/- for Axis Gold ETF and ` 10/- for all other schemes. Different plans have different expense structure.

Devang Shah is Managing Axis Dynamic Bond Fund, Axis Strategic Bond Fund, Axis Liquid Fund, Axis Gilt Fund and Axis Short Duration Fund since 5th Nov, 2012, Axis Credit Risk Fund since 15th Jul, 2014, Axis Arbitrage Fund since 14th Aug, 2014, Axis Conservative Hybrid Fund, Axis Treasury Advantage Fund since 7th Jun, 2016, Axis Corporate Bond Fund since 13th Jul, 2017, Axis Money Market Fund since 6th Aug, 2019, Axis Long Duration Fund since 27th Dec, 2022, Axis Income Plus Arbitrage Active FOF since 1st Feb, 2023, Axis Multi Asset Allocation Fund, Axis Children's Fund, Axis Balanced Advantage Fund, Axis Aggressive Hybrid Fund, Axis Equity Savings Fund, Axis Retirement Fund - Aggressive Plan, Axis Retirement Fund - Conservative Plan and Axis Retirement Fund - Dynamic Plan since 5th Apr, 2024, Axis Income Plus Arbitrage Passive FOF since 12th Nov, 2025 and Axis Multi-Asset Active FoF since 11th Dec, 2025.

Sachin Jain is Managing Axis Conservative Hybrid Fund, Axis Ultra Short Duration fund since 4th Sep, 2020, Axis Arbitrage Fund, Axis Money Market Fund and Axis Overnight Fund since 9th Nov, 2021, Axis Strategic Bond Fund, Axis Gilt Fund, Axis Nifty SDL September 2026 Debt Index Fund and Axis Nifty AAA Bond Plus SDL Apr 2026 50:50 ETF since 1st Feb, 2023, Axis CRISIL IBX 50:50 Gilt Plus SDL September 2027 Index Fund since 27th Feb, 2023, Axis Fixed Term Plan - Series 112 (1143 Days) since 1st Mar, 2023, Axis Fixed Term Plan - Series 113 (1228 Days) since 21st Mar, 2023, Axis Liquid Fund since 3rd Jul, 2023, Axis Fixed Maturity Plan - Series 129 (108 Days) since 24th Feb, 2026 and Axis Fixed Maturity Plan - Series 130 (92 Days) since 12th Mar, 2026.

Jayesh Sundar is Managing Axis Children's Fund, Axis Balanced Advantage Fund, Axis Aggressive Hybrid Fund and Axis Conservative Hybrid Fund since 28th Sep, 2023, Axis Retirement Fund - Aggressive Plan, Axis Retirement Fund - Conservative Plan and Axis Retirement Fund - Dynamic Plan since 24th Jan, 2024 and Axis Large Cap Fund since 4th Nov, 2024.

Axis Bank Ltd. is not liable or responsible for any loss or shortfall resulting from the operation of the scheme.

For Digital use only.

Axis Conservative Hybrid Fund

(An Open Ended Hybrid Scheme Investing Predominantly In Debt Instruments)

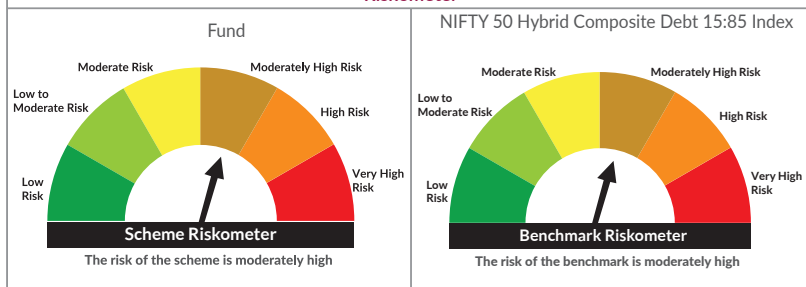
Benchmark : NIFTY 50 Hybrid Composite Debt 15:85 Index

This product is suitable for investors who are seeking*:

- Capital appreciation while generating income over medium to long term
- Investment in debt and money market instruments as well as equity and equity related instruments

*Investors should consult their financial advisers if in doubt about whether the product is suitable for them.

Riskometer



Distributed by

Mutual Fund investments are subject to market risks, read all scheme related documents carefully.