

AXIS US SPECIFIC TREASURY DYNAMIC DEBT PASSIVE FOF

An open ended fund of funds investing in overseas Index Funds and/or ETFs wherein the underlying investments comprise of US treasury securities across duration.
(Formerly known as Axis US Treasury Dynamic Bond ETF Fund of Fund)

About the Fund

An actively managed portfolio of ETFs capturing specific segments of the US treasury yield curve. Aims to benefit from normalization of elevated interest rates, providing an opportunity for capital gains.



Capturing opportunities in US treasuries



Dynamic duration management



Currency depreciation may be a passive returns generator

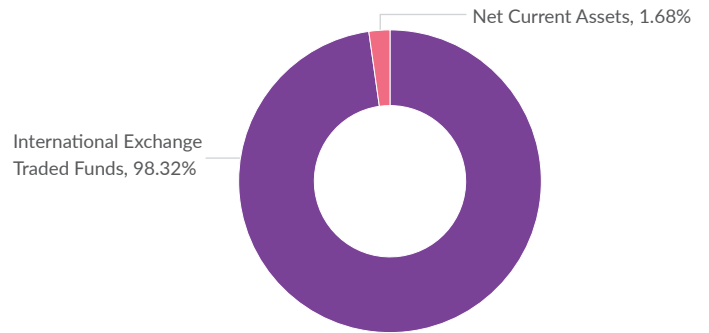
Current Strategy

- Portfolio duration will be managed dynamically based on macro assessments with an endeavour to blend capital appreciation and 'carry' opportunities

- Current market conditions warrant allocation to duration assets.

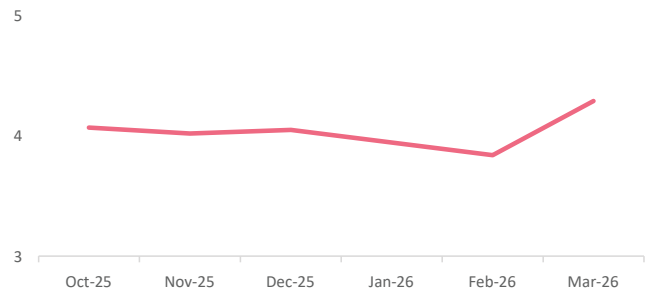
- Maturity cap of the fund – upto 15 Years

Asset Allocation



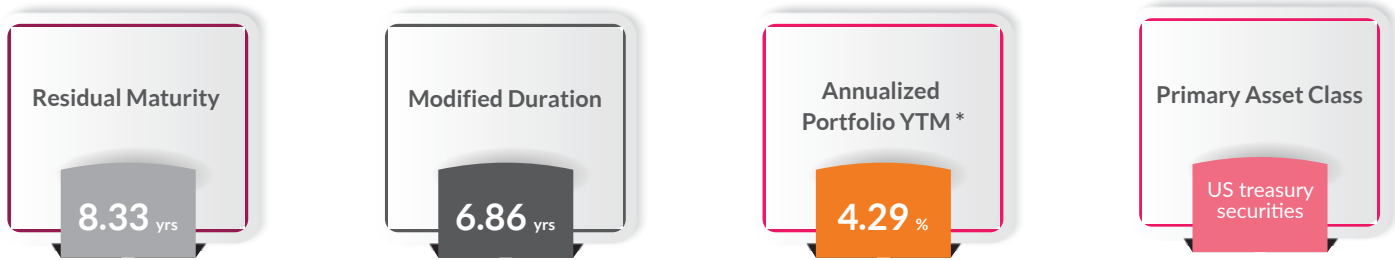
Residual Maturity (in yrs)

Annualized Portfolio YTM (in %)



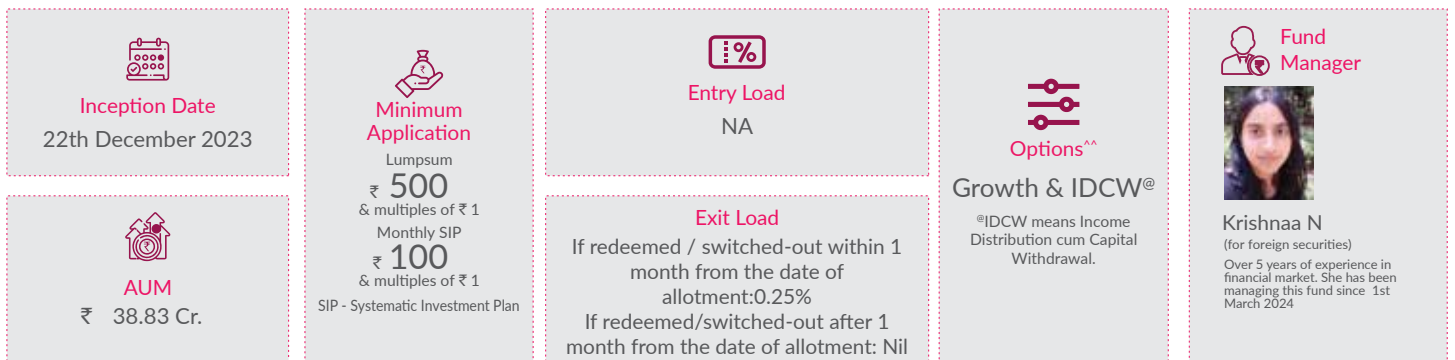
Note: Current portfolio allocation, maturity & duration is based on the current market conditions and is subject to changes depending on the fund manager's view of the markets.

Portfolio Characteristics



*The yield to maturity given above is based on the portfolio of funds as on date given above. This should not be taken as an indication of the returns that may be generated by the fund and the securities bought by the fund may or may not be held till their respective maturities. The calculation are based on the invested corpus.

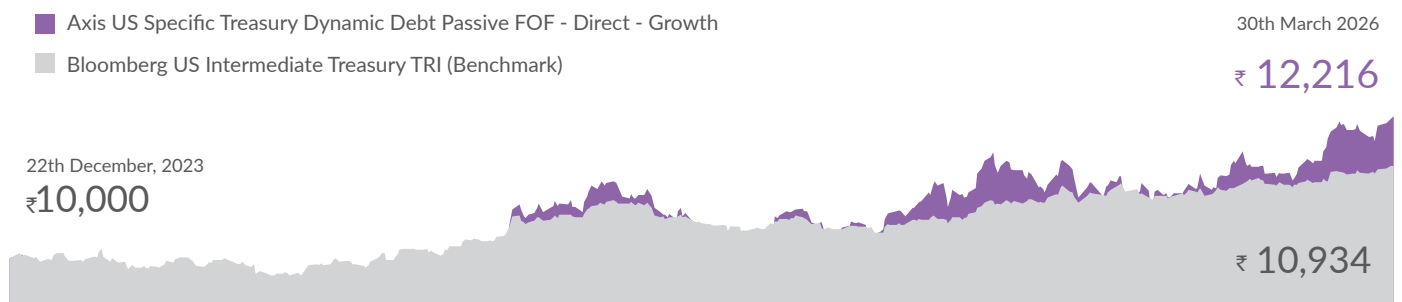
Investing Facts (Axis US Treasury Dynamic Bond ETF Fund of Fund)



Note: To view asset class wise AUM & AAUM for categories of the Scheme & geographical spread refer <https://www.axismf.com/statutory-disclosures>; ^{^^}For detailed disclosure on plans and options, kindly refer SID; Investors will be bearing the recurring expenses of the scheme, in addition to the expenses of the schemes, in which Fund of Funds schemes make investments.

Effective from 17th July 2025, Fundamental Attributes of Axis US Treasury Dynamic Bond ETF Fund of Fund will be changed.

Performance (NAV Movement)



	1 Year		3 Years [@]		5 Years [@]		Since Inception	
	CAGR (%)	Current Value of Investment of ₹ 10,000/-	CAGR (%)	Current Value of Investment of ₹ 10,000/-	CAGR (%)	Current Value of Investment of ₹ 10,000/-	CAGR (%)	Current Value of Investment of ₹ 10,000/-
Axis US Specific Treasury Dynamic Debt Passive FOF - Direct - Growth	14.95%	11,503	NA	NA	NA	NA	9.21%	12,216
Bloomberg US Intermediate Treasury TRI (Benchmark)	3.99%	10,401	NA	NA	NA	NA	4.01%	10,934
NIFTY 10 yr Benchmark G-Sec (Additional Benchmark)	2.57%	10,259	NA	NA	NA	NA	6.70%	11,587

Past performance may or may not be sustained in future. Since inception (22th December 2023). [@]The performance data for 3 & 5 years period has not been provided, since scheme is in existence for less than 3 years. Different plans have different expense structure. Krishnaa N is managing the scheme since 1st March 2024 and she manages 23 schemes of Axis Mutual Fund. Returns greater than 1 year are Compounded Annual Growth Rates (CAGR). Face value ₹10 per unit. Please refer return table for performance of all schemes managed by the fund manager.

Please click on link https://www.axismf.com/cms/sites/default/files/Statutory/ALL_Annexure_Mar.pdf to view the performance of other schemes currently managed by the fund manager.

Note: In case you require physical copy of this document request you to kindly take the printout to review the fund managers performance of other schemes managed by him from the above link given.

Only for distributors/advisors and their clients.

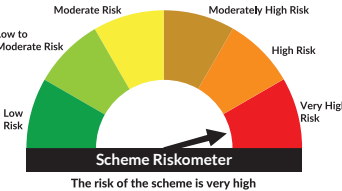
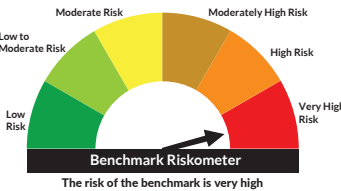
Data as on 30th March 2026.

Past performance may or may not be sustained in future. Calculations are based on Regular Plan - Growth Option NAV and Direct Plan - Growth Option NAV, as applicable. Face Value per unit : ₹ 1,000/- for Axis Liquid Fund, Axis Treasury Advantage Fund, Axis Money Market Fund, Axis Overnight Fund and Axis Banking & PSU Debt Fund, ₹ 1/- for Axis Gold ETF and ₹ 10/- for all other schemes. Different plans have different expense structure. Face value is ₹ 10 per unit.

Krishnaa N is Managing Axis Large Cap Fund, Axis ESG Integration Strategy Fund, Axis Focused Fund, Axis Greater China Equity Fund of Fund, Axis Global Equity Alpha Fund of Fund, Axis Global Innovation Fund of Fund, Axis Large & Mid Cap Fund, Axis Midcap Fund, Axis Flexi Cap Fund, Axis NASDAQ 100 Fund of Fund, Axis Quant Fund, Axis Retirement Fund - Aggressive Plan, Axis Retirement Fund - Conservative Plan, Axis Retirement Fund - Dynamic Plan, Axis Small Cap Fund, Axis Innovation Fund, Axis US Specific Treasury Dynamic Debt Passive FOF and Axis Value Fund since 1st Mar, 2024, Axis Consumption Fund since 12th Sep, 2024, Axis Multi Asset Allocation Fund, Axis Children's Fund, Axis Aggressive Hybrid Fund and Axis Equity Savings Fund since 16th Dec, 2024 and Axis Services Opportunities Fund since 24th Jul, 2025.

Axis Bank Ltd. is not liable or responsible for any loss or shortfall resulting from the operation of the scheme.

For Digital use only.

Fund Name & Benchmark	Product Labelling	Product Riskometer	Benchmark Riskometer
<p>Axis US Specific Treasury Dynamic Debt Passive FOF</p> <p>(An open ended fund of funds investing in overseas Index Funds and/or ETFs wherein the underlying investments comprise of US treasury securities across duration.)</p> <p>Benchmark: Bloomberg US Intermediate Treasury TRI</p>	<p>This product is suitable for investors who are seeking*:</p> <ul style="list-style-type: none"> Regular income over long term Investments in Index Funds and/or ETFs wherein the underlying investment comprise of US treasury securities across duration. <p>*Investors should consult their financial advisers if in doubt about whether the product is suitable for them.</p>	 <p style="text-align: center;">Scheme Riskometer</p> <p style="text-align: center;">The risk of the scheme is very high</p>	<p>Bloomberg US Intermediate Treasury TRI</p>  <p style="text-align: center;">Benchmark Riskometer</p> <p style="text-align: center;">The risk of the benchmark is very high</p>

Mutual Fund investments are subject to market risks, read all scheme related documents carefully.