

AXIS GLOBAL INNOVATION FUND OF FUND

An open ended fund of fund scheme investing in Schroder International Selection Fund Global Innovation

Outlook

- Global equity markets remain shaped by macro uncertainty, particularly around inflation, interest rates and the pace of AI monetisation. While short-term volatility has increased, the long-term opportunity set for innovation-led businesses remains compelling. Market pullbacks and style rotations continue to create selective entry points for fundamentally strong companies with durable growth drivers.
- The innovation theme is evolving from broad enthusiasm around AI infrastructure towards a more discriminating phase, where earnings visibility, pricing power and balance sheet strength are increasingly important. Ongoing debate around AI returns on investment has weighed on parts of the technology and software ecosystem; however, early signs of strengthening revenue trajectories and persistent demand exceeding supply suggest that leading platforms and enablers remain well positioned over the medium term.
- The portfolio continues to focus on companies that act as Disruptors, Enablers and Adaptors, benefiting from structural innovation across sectors and geographies. Exposure to AI and automation remains centred on globally competitive firms with strong market positions and high barriers to entry, while bottom-up stock selection seeks to identify growth gaps where market expectations underestimate long-term potential.
- Periods of heightened uncertainty are viewed as opportunities to reassess investment theses and selectively add to high-conviction ideas. While near-term performance may be influenced by macro developments and style rotations, disciplined fundamental analysis and diversification across innovation themes are expected to support long-term value creation.

About the Fund



The fund aims to invest in companies that are either disrupting their industries, enabling other companies to innovate, or adapting successfully to changes in their markets.



The fund is structured around several key themes, including AI and Automation, Digital Finance, Healthcare Innovation, Sustainable Nutrition, Green Economy, Future Connectivity, Digital Transformation, and New Consumer.



The fund maintains a diversified portfolio across different regions and sectors.

Top 5 Stocks (Underlying Fund)

Stock Name	% NAV
NVIDIA Corp	6.9
TSMC	6.6
Alphabet Inc	5.4
Microsoft Corp	4.8
Apple Inc	4.7

Top 5 Sectors (Underlying Fund)

Sector Name	% NAV
Information Technology	49.6
Communication Services	16.1
Consumer Discretionary	12.7
Healthcare	7.5
Industrials	7.3

Investing Facts



Inception Date
28th May 2021



Benchmark
MSCI AC World
Net TRI (INR)



Underlying Fund

Schroder ISF Global
Innovation Class X Acc



**Fund
Manager**



Krishnaa N
(for foreign securities)

Over 5 years of experience in financial market. She has been managing this fund since 1st March 2024



Fund Size
(in INR Cr)*
676



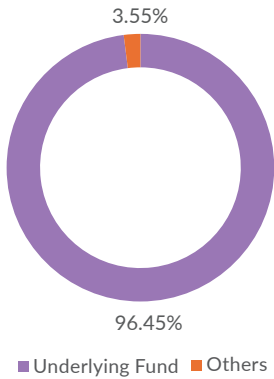
**Underlying Fund
AUM (in Mn)**
USD 612



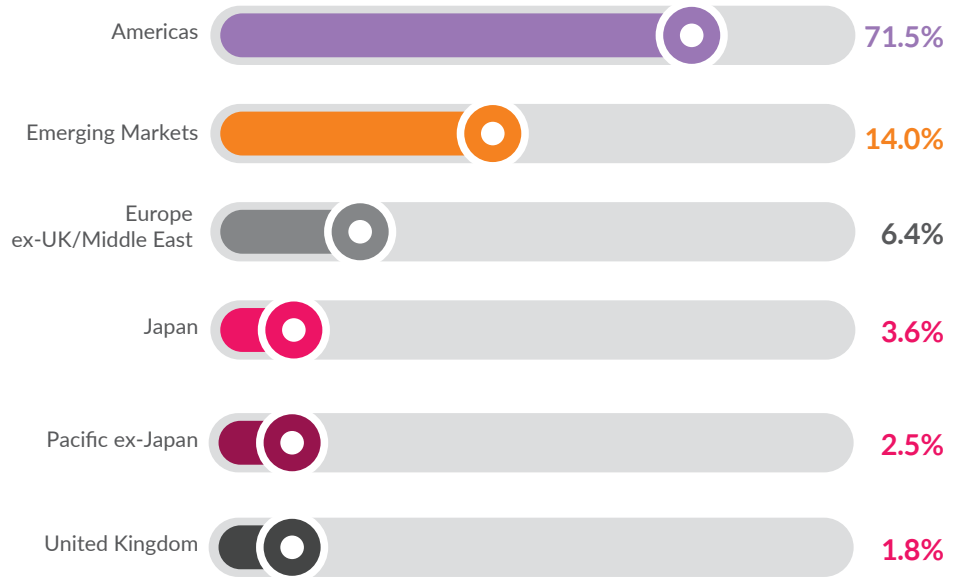
TER*

Reg: 1.62%
Dir: 0.82%

Asset Allocation



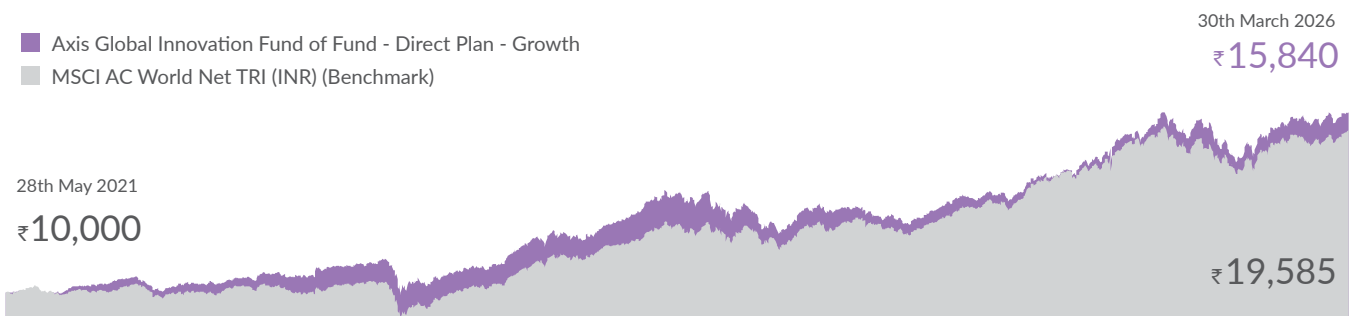
Geographical Split (Underlying Fund)



Data as of 28-Feb-26. Current portfolio allocation is based on the current market conditions and is subject to changes depending on the fund manager's view of the markets. Please refer SID ,for detail Asset Allocation & Investment strategy of the scheme. Investors will be bearing the recurring expenses of the scheme, in addition to the expenses of the schemes, in which Fund of Funds schemes make investment. The sector mentioned herein are for general assesment purpose only and not a complete disclosure of every material fact. It should not be construed as investment advice to any party. *The Axis Global Innovation Fund of fund expense ratio excludes the 0.75% scheme expenses charged by the underlying Schroders ISF Global Innovation Fund.

Performance (NAV Movement)

- Axis Global Innovation Fund of Fund - Direct Plan - Growth
- MSCI AC World Net TRI (INR) (Benchmark)



	1 Year		3 Years		5 Years [®]		Since Inception	
	CAGR (%)	Current Value of Investment of ₹ 10,000/-	CAGR (%)	Current Value of Investment of ₹ 10,000/-	CAGR (%)	Current Value of Investment of ₹ 10,000/-	CAGR (%)	Current Value of Investment of ₹ 10,000/-
Axis Global Innovation Fund of Fund - Direct Plan - Growth Option	21.44%	12,157	18.21%	16,517	NA	NA	9.97%	15,840
MSCI AC World Net TRI (INR) (Benchmark)	28.20%	12,837	21.47%	17,922	NA	NA	14.89%	19,585
Nifty 50 TRI (Additional Benchmark)	-3.97%	9,601	10.03%	13,320	NA	NA	9.22%	15,324

Past performance may or may not be sustained in future. Since inception (28th May 2021). Different plans have different expense structure. Krishnaa N is managing the scheme since 1st March 2024 and she manages 24 schemes of Axis Mutual Fund. Returns greater than 1 year are Compounded Annual Growth Rates (CAGR). Face value ₹10 per unit. [®]The performance data for 5 years period has not been provided, since scheme is in existence for less than 5 years.

Please click on link https://www.axismf.com/cms/sites/default/files/Statutory/ALL_Annexure_Mar.pdf to view the performance of other schemes currently managed by the fund manager.

Note: In case you require physical copy of this document request you to kindly take the printout to review the fund managers performance of other schemes managed by him from the above link given.

Axis Global Innovation Fund of Fund

An open ended fund of fund scheme investing in Schroder International Selection Fund Global Innovation

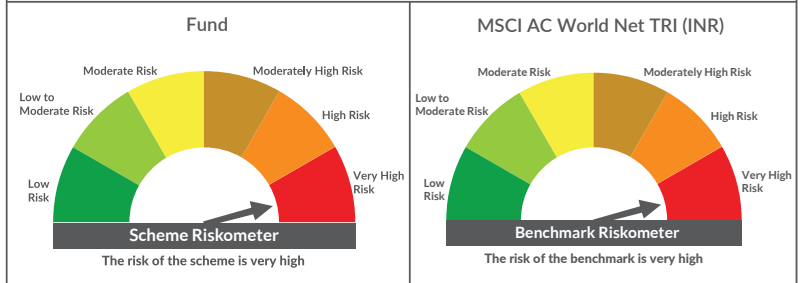
Benchmark : MSCI AC World Net TRI (INR)

This product is suitable for investors who are seeking*:

- Capital appreciation over long term.
- Investment in Schroder International Selection Fund Global innovation, an equity fund that aims to provide capital growth by investing companies worldwide which benefit from disruptive innovation.

*Investors should consult their financial advisers if in doubt about whether the product is suitable for them.

Riskometer



Disclaimer & Risk Factors:

Past performance may or may not be sustained in the future.

Krishnaa N is Managing Axis Large Cap Fund, Axis Focused Fund, Axis Greater China Equity Fund of Fund, Axis Global Equity Alpha Fund of Fund, Axis Global Innovation Fund of Fund, Axis Large & Mid Cap Fund, Axis Midcap Fund, Axis Flexi Cap Fund, Axis US Specific Equity Passive FOF, Axis Quant Fund, Axis Retirement Fund - Aggressive Plan, Axis Retirement Fund - Conservative Plan, Axis Retirement Fund - Dynamic Plan, Axis Small Cap Fund, Axis Innovation Fund, Axis US Specific Treasury Dynamic Debt Passive FOF and Axis Value Fund since 1st Mar, 2024, Axis Consumption Fund since 12th Sep, 2024, Axis Multi Asset Allocation Fund, Axis Children's Fund, Axis Aggressive Hybrid Fund and Axis Equity Savings Fund since 16th Dec, 2024, Axis Services Opportunities Fund since 24th Jul, 2025 and Axis ESG Integration Strategy Fund since 4th Aug, 2025.

Axis Bank Ltd. is not liable or responsible for any loss or shortfall resulting from the operation of the scheme.

This document represents the views of Axis Asset Management Co. Ltd. and must not be taken as the basis for an investment decision. Neither Axis Mutual Fund, Axis Mutual Fund Trustee Limited nor Axis Asset Management Company Limited, its Directors or associates shall be liable for any damages including lost revenue or lost profits that may arise from the use of the information contained herein. No representation or warranty is made as to the accuracy, completeness or fairness of the information and opinions contained herein. The AMC reserves the right to make modifications and alterations to this statement as may be required from time to time.

MSCI

Source: MSCI. The MSCI information may only be used for your internal use, may not be reproduced or disseminated in any form and may not be used as a basis for or a component of any financial instruments or products or indices. None of the MSCI information is intended to constitute investment advice or a recommendation to make (or refrain from making) any kind of investment decision and may not be relied on as such. Historical data and analysis should not be taken as an indication or guarantee of any future performance analysis, forecast or prediction. The MSCI information is provided on an "as is" basis and the user of this information assumes the entire risk of any use made of this information. MSCI, each of its affiliates and each other person involved in or related to compiling, computing or creating any MSCI information (collectively, the "MSCI Parties") expressly disclaims all warranties (including, without limitation, any warranties of originality, accuracy, completeness, timeliness, non-infringement, merchantability and fitness for a particular purpose) with respect to this information. Without limiting any of the foregoing, in no event shall any MSCI Party have any liability for any direct, indirect, special, incidental, punitive, consequential (including, without limitation, lost profits) or any other damages. (www.msci.com)

Mutual Fund investments are subject to market risks, read all scheme related documents carefully.