

# AXIS QUANT FUND

An open ended equity scheme following a quantitative model

## About the Fund

Axis Quant fund aims to leverage Axis AMC's fundamental research base and strategically use quantitative data to offer a fundamentally driven alpha strategy with an endeavour to generate consistent alpha for long term investors. The offering blends traditional research based approach with rules based criteria to identify stocks and sectors within a well-established quality framework.



Unique fundamentally driven quantitative approach



Unbiased approach to portfolio management



Aims to capture the best of Valuation, Growth & Quality parameters



Diversified across sectors and market capitalization

\*The above framework is broadly indicative and the fund manager may change the framework depending on the market conditions

## Investment Philosophy

- A philosophy that aims to identify Quality stocks in combination with the tenets of Growth and Value investing
- The approach focuses on selecting a portfolio of Quality stocks with good Growth but At a Reasonable Price

### Parameters comprising Q-GARP

#### Quality

The tendency of lower risk and higher quality assets to generate higher risk adjusted returns



#### Growth

A parameter that captures the excess return on stocks due to improving growth prospects



#### Valuation

An important parameter that acts as a safety net by identifying the difference between market price and the fair value



## Fund Manager Views

- Axis Quant Fund is a well-balanced, risk-controlled product that offers exposures to multiple styles including Valuation, Growth and Quality. On the cap front the portfolio incorporates a flexi approach where the allocations to Large, Mid and small caps evolve according to return opportunities available in our universe.
- The macro environment remains in flux given a lacklustre reporting season, moderating earnings expectations, slowing economy and uncertainty surrounding policy and monetary policy especially in the west. Given this background, we believe, our Q-GARP philosophy coupled with our unbiased risk aware approach to portfolio construction is more likely to be well rewarded by the markets.

## Top 10 stocks













|                             |      |
|-----------------------------|------|
| State Bank of India         | 3.9% |
| Eicher Motors Limited       | 3.9% |
| TVS Motor Company Limited   | 3.8% |
| Axis Bank Limited           | 3.2% |
| Bank of Baroda              | 3.1% |
| Mahindra & Mahindra Limited | 2.6% |
| HDFC Bank Limited           | 2.6% |
| HCL Technologies Limited    | 2.6% |
| Tech Mahindra Limited       | 2.4% |
| Hero MotoCorp Limited       | 2.2% |

## Top 10 Sectors

|                                |       |
|--------------------------------|-------|
| Financial Services             | 28.1% |
| Automobile and Auto Components | 14.8% |
| Information Technology         | 5.5%  |
| Metals & Mining                | 5.5%  |
| Oil, Gas & Consumable Fuels    | 4.9%  |
| Fast Moving Consumer Goods     | 4.8%  |
| Capital Goods                  | 4.2%  |
| Power                          | 2.6%  |
| Telecommunication              | 2.2%  |
| Services                       | 1.8%  |

Current Portfolio Allocation is based on the prevailing market conditions and is subject to changes depending on the fund manager's view of the equity markets.

## Investing Facts

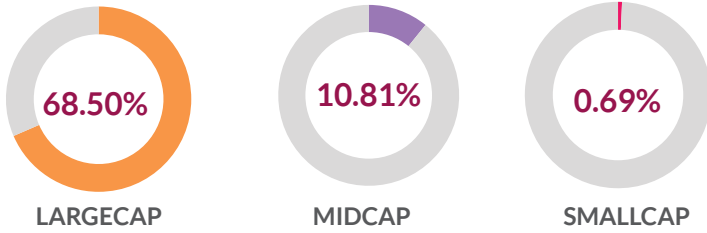
|                                                                                                                                                                                                                                              |                                                                                                                                  |                                                                                                                           |                                                                                                                                                                                                                                                                                                                                      |                                                                                                                                                                                                 |                                                                                                                                                                                                                                                    |
|----------------------------------------------------------------------------------------------------------------------------------------------------------------------------------------------------------------------------------------------|----------------------------------------------------------------------------------------------------------------------------------|---------------------------------------------------------------------------------------------------------------------------|--------------------------------------------------------------------------------------------------------------------------------------------------------------------------------------------------------------------------------------------------------------------------------------------------------------------------------------|-------------------------------------------------------------------------------------------------------------------------------------------------------------------------------------------------|----------------------------------------------------------------------------------------------------------------------------------------------------------------------------------------------------------------------------------------------------|
|  <p><b>Category</b><br/>Thematic</p>                                                                                                                        |  <p><b>Inception Date</b><br/>1st July 2021</p> |  <p><b>Benchmark</b><br/>BSE 200 TRI</p> |  <p><b>Minimum Application</b><br/>SIP - Systematic Investment Plan<br/>Lumpsum ₹ 100 &amp; multiples of ₹ 1<br/>Monthly SIP ₹ 100 &amp; multiples of ₹ 1</p>                                                                                       |  <p><b>Fund Manager</b></p>                                                                                  |  <p><b>Karthik Kumar</b><br/>Over 16 years of experience in financial market. He has been managing this fund since 3rd July 2023</p>                            |
|  <p><b>Options<sup>^^</sup></b><br/>Growth &amp; IDCW<sup>@</sup><br/><small><sup>@</sup>IDCW means Income Distribution cum Capital Withdrawal.</small></p> |  <p><b>AUM</b><br/>₹ 756.25 Cr.</p>             |  <p><b>Entry Load</b><br/>Nil</p>        |  <p><b>Exit Load</b><br/>*If redeemed / switched-out within 3 months from the date of allotment,<br/>• For 10% of investment: Nil<br/>• For remaining investment: 1%, If redeemed / switched out after 3 months from the date of allotment: Nil</p> |  <p><b>Nandik Malik</b><br/>20 years of experience. He has been managing this fund since 6th March 2026.</p> |  <p><b>Krishnaa N</b><br/>(for foreign securities)<br/>Over 5 years of experience in financial market. She has been managing this fund since 1st March 2024</p> |

Note: To view asset class wise AUM & AAUM for categories of the Scheme & geographical spread refer <https://www.axismf.com/statutory-disclosures>

<sup>@</sup>Effective from 25th June 2024 the Exit Load of Axis Quant Fund has changed

<sup>^^</sup>For detailed disclosure on plans and options, kindly refer SID.

## Current market cap split (% NAV)



## New Entries

(Changes over the month-March 2026)

- Samvardhana Motherson International Limited  
Nestle India Limited  
REC Limited  
Adani Enterprises Limited  
InterGlobe Aviation Limited  
Power Finance Corporation Limited  
DLF Limited  
Jio Financial Services Limited  
Shriram Finance Limited  
Ambuja Cements Limited

Bosch Limited  
Adani Ports and Special Economic Zone Limited  
Tata Motors Passenger Vehicles Limited  
Adani Energy Solutions Limited  
JSW Steel Limited  
Tata Steel Limited  
Eternal Limited  
Larsen & Toubro Limited  
Vedanta Limited  
NTPC Limited  
Hindustan Zinc Limited

## Exits

UPL Limited  
Aditya Birla Capital Limited  
Maruti Suzuki India Limited

## Performance (NAV Movement)

Axis Quant Fund - Regular Plan - Growth  
BSE 200 TRI Index (Benchmark)

1st July 2021  
₹10,000

30th March 2026

₹13,970

₹15,815

|                                           | 1 Year   |                                           | 3 Years  |                                           | 5 Years <sup>@</sup> |                                           | Since Inception |                                           |
|-------------------------------------------|----------|-------------------------------------------|----------|-------------------------------------------|----------------------|-------------------------------------------|-----------------|-------------------------------------------|
|                                           | CAGR (%) | Current Value of Investment of ₹ 10,000/- | CAGR (%) | Current Value of Investment of ₹ 10,000/- | CAGR (%)             | Current Value of Investment of ₹ 10,000/- | CAGR (%)        | Current Value of Investment of ₹ 10,000/- |
| Axis Quant Fund - Regular Plan - Growth   | -4.75%   | 9,523                                     | 9.47%    | 13,117                                    | NA                   | NA                                        | 7.30%           | 13,970                                    |
| BSE 200 TRI Index (Benchmark)             | -3.12%   | 9,687                                     | 12.54%   | 14,255                                    | NA                   | NA                                        | 10.14%          | 15,815                                    |
| Nifty 50 TRI Index (Additional Benchmark) | -3.97%   | 9,601                                     | 10.03%   | 13,320                                    | NA                   | NA                                        | 8.96%           | 15,027                                    |

Past performance may or may not be sustained in future. Since inception (1st July 2021). Different plans have different expense structure. Krishnaa N is managing the scheme since 1st March 2024 and she manages 24 schemes of Axis Mutual Fund. Nandik Malik is managing the scheme since 6th March 2026 and he manages 22 schemes of Axis Mutual Fund. Karthik Kumar is managing the scheme since 3rd July 2023 and he manages 6 schemes. Face value ₹10 per unit. <sup>@</sup>The performance data for 5 years period has not been provided, since scheme is in existence for less than 5 years.

Please click on link [https://www.axismf.com/cms/sites/default/files/Statutory/WDP\\_Annexure\\_Feb.pdf](https://www.axismf.com/cms/sites/default/files/Statutory/WDP_Annexure_Feb.pdf) to view the performance of other schemes currently managed by the fund manager.

Note: In case you require physical copy of this document request you to kindly take the printout to review the fund managers performance of other schemes managed by him from the above link given.

Data as on 30th March 2026.

Krishnaa N is Managing Axis Large Cap Fund, Axis Focused Fund, Axis Greater China Equity Fund of Fund, Axis Global Equity Alpha Fund of Fund, Axis Global Innovation Fund of Fund, Axis Large & Mid Cap Fund, Axis Midcap Fund, Axis Flexi Cap Fund, Axis US Specific Equity Passive FOF, Axis Quant Fund, Axis Retirement Fund - Aggressive Plan, Axis Retirement Fund - Conservative Plan, Axis Retirement Fund - Dynamic Plan, Axis Small Cap Fund, Axis Innovation Fund, Axis US Specific Treasury Dynamic Debt Passive FOF and Axis Value Fund since 1st Mar, 2024, Axis Consumption Fund since 12th Sep, 2024, Axis Multi Asset Allocation Fund, Axis Children's Fund, Axis Aggressive Hybrid Fund and Axis Equity Savings Fund since 16th Dec, 2024, Axis Services Opportunities Fund since 24th Jul, 2025 and Axis ESG Integration Strategy Fund since 4th Aug, 2025.

Karthik Kumar is Managing Axis Arbitrage Fund since 3rd Jul, 2023, Axis Multi Factor Passive FoF since 3rd Aug, 2023, Axis Income Plus Arbitrage Active FOF since 14th Feb, 2025, Axis Income Plus Arbitrage Passive FOF since 12th Nov, 2025 and Axis Quant Fund and Axis Momentum Fund since 6th Mar, 2026.

Nandik Malik is Managing Axis Nifty 500 Index Fund, Axis NIFTY Bank ETF, Axis BSE SENSEX ETF, Axis NIFTY India Consumption ETF, Axis NIFTY Healthcare ETF, Axis Nifty 50 Index Fund, Axis Nifty Bank Index Fund, Axis NIFTY 50 ETF, Axis Nifty 100 Index Fund, Axis Nifty IT Index Fund, Axis Nifty Midcap 50 Index Fund, Axis Nifty Next 50 Index Fund, Axis Nifty Smallcap 50 Index Fund, Axis Quant Fund, Axis BSE Sensex Index Fund, Axis NIFTY IT ETF, Axis Nifty500 Value 50 Index Fund, Axis Momentum Fund, Axis Nifty500 Momentum 50 Index Fund, Axis Nifty500 Value 50 ETF, Axis Nifty500 Quality 50 Index Fund and Axis BSE India Sector Leaders Index Fund since 6th Mar, 2026.

Market caps are defined as per SEBI regulations as below: a. Large Cap: 1st -100th company in terms of full market capitalization. b. Mid Cap: 101st -250th company in terms of full market capitalization. c. Small Cap: 251st company onwards in terms of full market capitalization.

Disclaimer: Sector(s) / Stock(s) / Issuer(s) mentioned above are for the purpose of disclosure of the portfolio of the Scheme(s) and should not be construed as recommendation. The fund manager(s) may or may not choose to hold the stock mentioned, from time to time. Investors are requested to consult their financial, tax and other advisors before taking any investment decision(s).

Axis Bank Ltd. is not liable or responsible for any loss or shortfall resulting from the operation of the scheme.

For Digital use only.

## Axis Quant Fund

(An open ended equity scheme following a quantitative model)

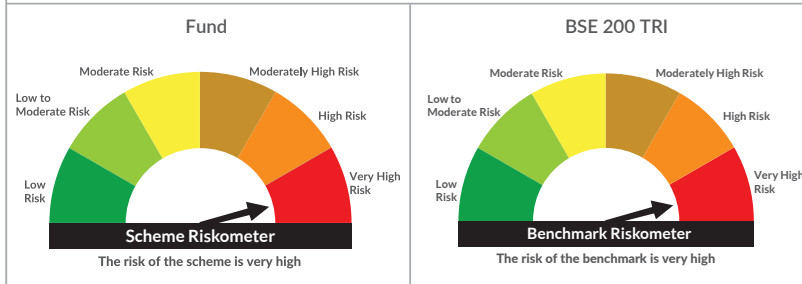
Benchmark : BSE 200 TRI

This product is suitable for investors who are seeking\*:

- Capital appreciation over long term.
- An equity scheme that invests in equity and equity related instruments selected based on quant model.

\*Investors should consult their financial advisers if in doubt about whether the product is suitable for them.

### Riskometer



Mutual Fund investments are subject to market risks, read all scheme related documents carefully