

# AXIS VALUE FUND

(An open ended equity scheme following a value investment strategy)

## About the Fund

The Scheme aims to provide long term capital growth by investing in a diversified portfolio using attributes of value investing. It aims to capture the long-term appreciation of stocks which have the potential to improve and re rate.



Provide style  
diversification



Avoiding value  
traps



An alternative route  
to wealth creation



Fundamentally  
driven, integrated  
risk management

\*The above framework is broadly indicative and the fund manager may change the framework

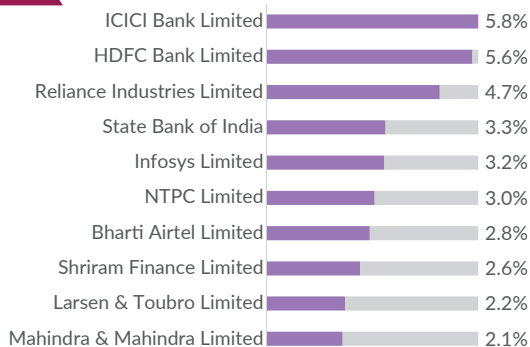
## Why Axis Value Fund?

- **Valuations:**
  - Look for companies trading at lower multiples in their industries
  - Look for management turn around, sector dynamics shifts
- **Fundamentals based:**
  - Opportunity to advance ROE during cycles
  - Potential for earnings growth in the long run
  - Optimal levered
  - Avoid highly levered companies within a sector or sectors
  - Avoid value traps
- **Medium to long term focus:**
  - Create wealth through multiples re rating and playing cycles
- **Integrated risk management:**
  - Focus on portfolio Risk and its effective management
- **Strong Management:**
  - Execution capability
  - Good governance

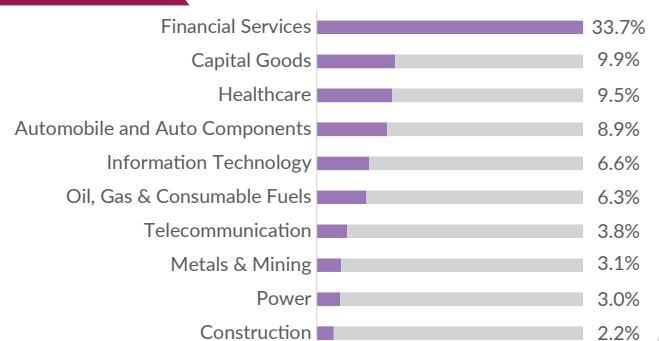
## Fund Manager's view

- Axis's value investing approach will remain focused on identifying companies with strong fundamentals that are available at reasonable valuations. Such companies are poised to benefit from India's rapid economic expansion, underpinned by proactive policy measures and strengthening domestic fundamentals.
- Within capital goods, we believe power T&D and defence will continue to benefit from government policies. EMS offers a long-term opportunity as a potential beneficiary of shift in global supply chain. Auto sector may benefit from GST rates rationalisation. We also anticipate continuation of premiumization trend, supported by a pickup in the replacement cycle. Financial sector is poised to benefit from anticipated revival in credit demand and improved liquidity conditions. We are also overweight on healthcare
- Valuations have moderated from their peaks. Importantly, India's valuation premium over emerging markets and global peers has narrowed considerably and appears to have stabilized. Domestically, we believe selected pockets will do well and hence we have been consolidating the portfolio.
- Investors should be mindful of the volatility in the mid and small caps. This segment has more representation of B2B companies having exposure to investment and exports part of economy.












## Top 10 stocks



## Top 10 Sectors

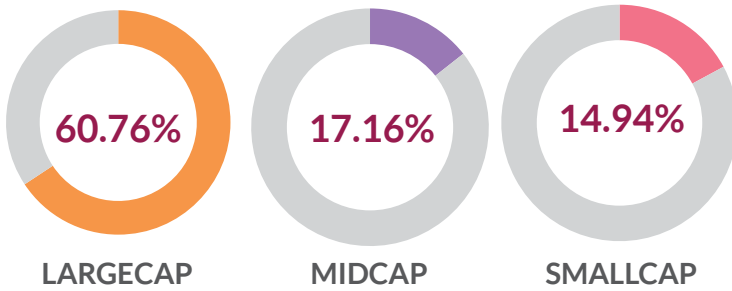


## Investing Facts

 <p><b>Category</b> Value Fund</p>	 <p><b>Inception Date</b> 22nd September 2021</p>	 <p><b>Benchmark</b> NIFTY 500 TRI</p>	 <p><b>Minimum Application</b> SIP - Systematic Investment Plan Lumpsum ₹ 100 &amp; multiples of ₹ 1 Monthly SIP ₹ 100 &amp; multiples of ₹ 1</p>	  <p><b>Nitin Arora</b> 14 years of experience in financial market. He has been managing this fund since 26th May 2023.</p>
 <p><b>Options<sup>^^</sup></b> Growth &amp; IDCW@ <small>@IDCW means Income Distribution cum Capital Withdrawal.</small></p>	 <p><b>AUM</b> ₹ 1335.73 Cr.</p>	 <p><b>Entry Load</b> NA</p>	 <p><b>Exit Load</b> If redeemed / switched-out within 12 months from the date of allotment: • For 20% of investments: Nil</p>	 <p><b>Krishnaa N</b> (for foreign securities) Over 5 years of experience in financial market. She has been managing this fund since 1st March 2024</p>

Note: To view asset class wise AUM & AAUM for categories of the Scheme & geographical spread refer <https://www.axismf.com/statutory-disclosures>  
^^For detailed disclosure on plans and options, kindly refer SID.  
w.e.f 2nd February 2026, the exit load has been revised.

## Current market cap split (% NAV)



## New Entries

(Changes over the month-March 2026)

Axis Bank Limited

## Exits

Ashok Leyland Limited

Solar Industries India Limited

## Performance (NAV Movement)

- Axis Value Fund - Direct Plan - Growth Option
- NIFTY 500 TRI (Benchmark)

22nd September 2021  
₹10,000

30th March 2026

₹18,280

₹14,308

	1 Year		3 Years		5 Years@		Since Inception	
	CAGR (%)	Current Value of Investment of ₹ 10,000/-	CAGR (%)	Current Value of Investment of ₹ 10,000/-	CAGR (%)	Current Value of Investment of ₹ 10,000/-	CAGR (%)	Current Value of Investment of ₹ 10,000/-
Axis Value Fund - Direct Plan - Growth Option	2.17%	10,218	21.31%	17,852	NA	NA	14.28%	18,280
NIFTY 500 TRI (Benchmark)	-2.87%	9,712	13.22%	14,513	NA	NA	8.25%	14,308
Nifty 50 TRI Index (Additional Benchmark)	-3.97%	9,601	10.03%	13,320	NA	NA	6.67%	13,391

**Past performance may or may not be sustained in future.** Since inception (22nd September 2021). @The performance data for 5 years period has not been provided, since scheme is in existence for less than 5 years. Different plans have different expense structure. Nitin Arora is managing the scheme since 26th May 2023 and he manages 4 schemes of Axis Mutual Fund and Krishnaa N is managing the scheme since 1st March 2024 and she manages 24 schemes of Axis Mutual Fund. Face value ₹10 per unit.

Please click on link [https://www.axismf.com/cms/sites/default/files/Statutory/ALL\\_Annexure\\_Feb.pdf](https://www.axismf.com/cms/sites/default/files/Statutory/ALL_Annexure_Feb.pdf) to view the performance of other schemes currently managed by the fund manager.

Note: In case you require physical copy of this document request you to kindly take the printout to review the fund managers performance of other schemes managed by him from the above link given.

Data as on 30th March 2026.

Nitin Arora is Managing Axis Multicap Fund, Axis Value Fund since 26th May, 2023, Axis Midcap Fund since 3rd Aug, 2023 and Axis India Manufacturing Fund since 21st Dec, 2023.

Krishnaa N is Managing Axis Large Cap Fund, Axis Focused Fund, Axis Greater China Equity Fund of Fund, Axis Global Equity Alpha Fund of Fund, Axis Global Innovation Fund of Fund, Axis Large & Mid Cap Fund, Axis Midcap Fund, Axis Flexi Cap Fund, Axis US Specific Equity Passive FOF, Axis Quant Fund, Axis Retirement Fund - Aggressive Plan, Axis Retirement Fund - Conservative Plan, Axis Retirement Fund - Dynamic Plan, Axis Small Cap Fund, Axis Innovation Fund, Axis US Specific Treasury Dynamic Debt Passive FOF and Axis Value Fund since 1st Mar, 2024, Axis Consumption Fund since 12th Sep, 2024, Axis Multi Asset Allocation Fund, Axis Children's Fund, Axis Aggressive Hybrid Fund and Axis Equity Savings Fund since 16th Dec, 2024, Axis Services Opportunities Fund since 24th Jul, 2025 and Axis ESG Integration Strategy Fund since 4th Aug, 2025.

Market caps are defined as per SEBI regulations as below: a. Large Cap: 1st -100th company in terms of full market capitalization. b. Mid Cap: 101st -250th company in terms of full market capitalization. c. Small Cap: 251st company onwards in terms of full market capitalization.

Disclaimer: Sector(s) / Stock(s) / Issuer(s) mentioned above are for the purpose of disclosure of the portfolio of the Scheme(s) and should not be construed as recommendation. The fund manager(s) may or may not choose to hold the stock mentioned, from time to time. Investors are requested to consult their financial, tax and other advisors before taking any investment decision(s).

Axis Bank Ltd. is not liable or responsible for any loss or shortfall resulting from the operation of the scheme.

For Digital use only.

**Axis Value Fund**

(An open ended equity scheme following a value investment strategy)

Benchmark : NIFTY 500 TRI

This product is suitable for investors who are seeking\*:

- Capital appreciation over long term.
- Investment predominantly in a portfolio of equity and equity related securities by following a value investment strategy.

\*Investors should consult their financial advisers if in doubt about whether the product is suitable for them.

---

**Riskometer**

Fund	NIFTY 500 TRI
<p><b>Scheme Riskometer</b> The risk of the scheme is very high</p>	<p><b>Benchmark Riskometer</b> The risk of the benchmark is very high</p>

**Mutual Fund investments are subject to market risks, read all scheme related documents carefully**