

AXIS GILT FUND

An open-ended debt scheme investing in government securities across maturity. A relatively high-interest rate risk and relatively low credit risk.

About the Fund

Axis Gilt Fund is an open ended debt scheme which aims to create a liquid vehicle to invest in government securities market. The fund tactically allocates assets in Gsec securities.



very low credit risk



Invests across the Gsec curve



Actively managed

Advantages of Axis Gilt Fund

Axis Gilt Fund invests in government securities to generate return from sovereign securities issued by the Central Government and State Governments; thus has a relatively low credit risk.



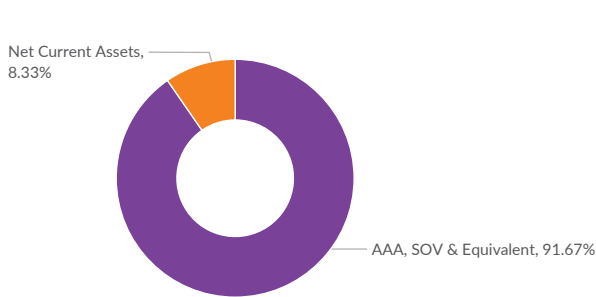
The fund may also invest in bonds backed by the central government or respective state governments.



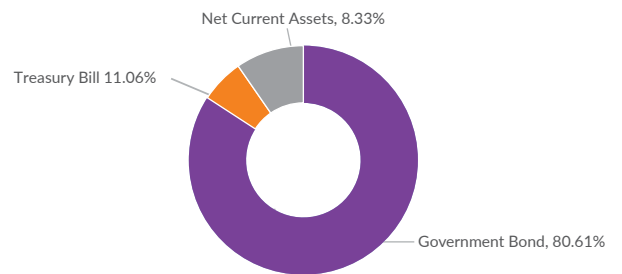
The fund manager strives to enhance portfolio returns by actively managing interest rate risks arising due to market



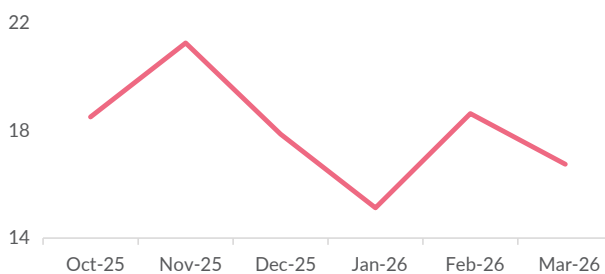
Rating Allocation



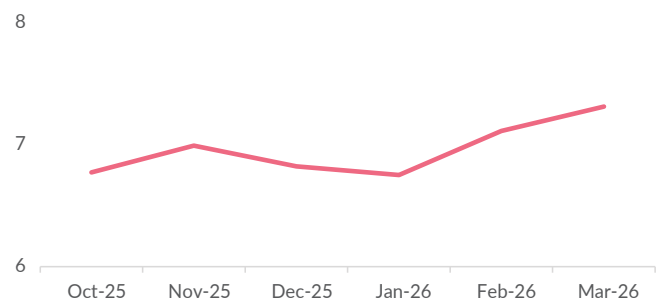
Asset Allocation



Residual Maturity (in yrs)




Annualized Portfolio YTM (in %)



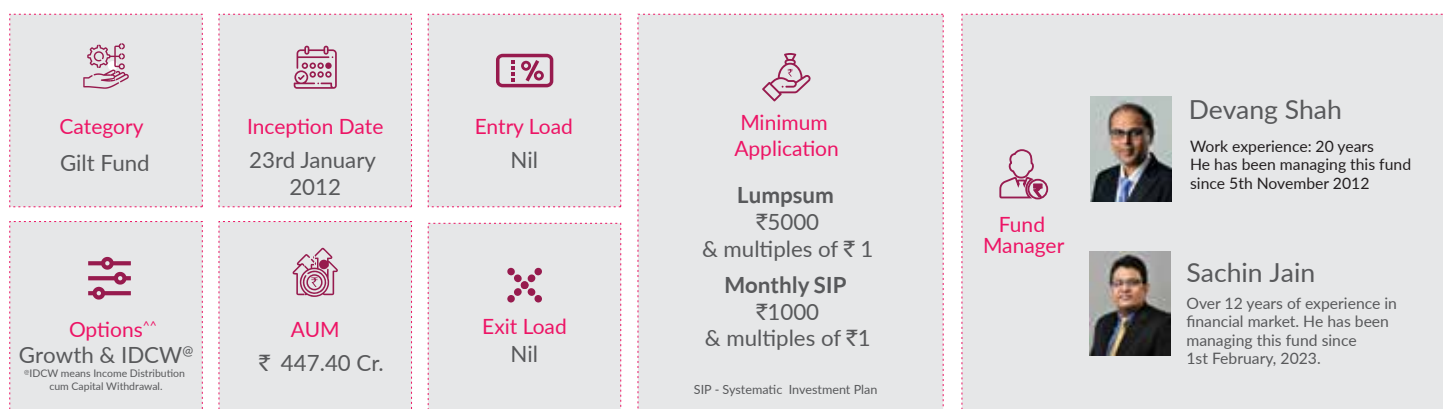
Note: Current portfolio allocation, maturity & duration is based on the current market conditions and is subject to changes depending on the fund manager's view of the markets.

Portfolio Characteristics



*The yield to maturity given above is based on the portfolio of funds as on date given above. This should not be taken as an indication of the returns that may be generated by the fund and the securities bought by the fund may or may not be held till their respective maturities. The calculations are based on the invested corpus. In case of semi annual YTM, it will be annualised.

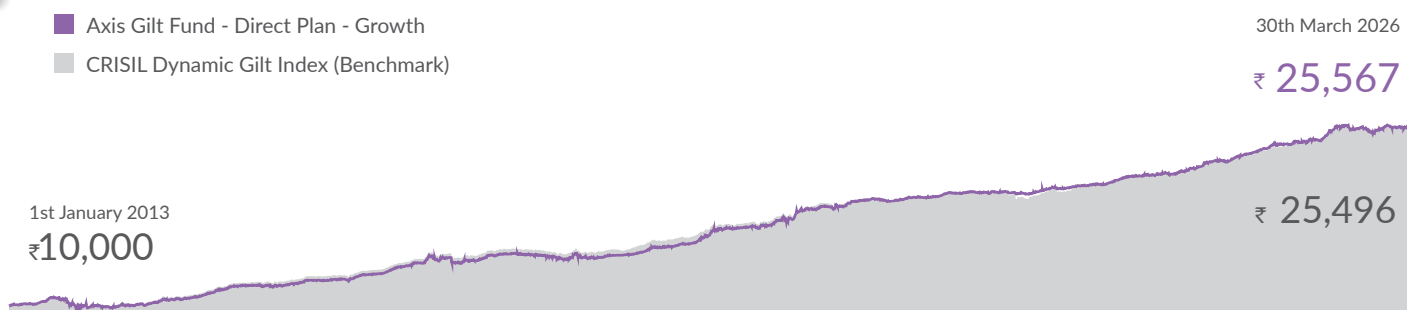
Investing Facts



Note: To view asset class wise AUM & AAUM for categories of the Scheme & geographical spread refer <https://www.axismf.com/statutory-disclosures>.

^{^^}For detailed disclosure on plans and options, kindly refer SID.

Performance (NAV Movement)



	1 Year		3 Years		5 Years		Since Inception	
	CAGR (%)	Current Value of Investment of ₹ 10,000/-	CAGR (%)	Current Value of Investment of ₹ 10,000/-	CAGR (%)	Current Value of Investment of ₹ 10,000/-	CAGR (%)	Current Value of Investment of ₹ 10,000/-
Axis Gilt Fund - Direct Plan - Growth	1.62%	10,163	6.94%	12,230	5.79%	13,252	7.34%	25,567
CRISIL Dynamic Gilt Index (Benchmark)	2.04%	10,205	6.80%	12,180	5.76%	13,230	7.32%	25,496
NIFTY 10 yr Benchmark G-Sec (Additional Benchmark)	2.57%	10,259	7.06%	12,271	5.05%	12,794	6.31%	22,502

Past performance may or may not be sustained in future. Since inception (1st January 2013). Different plans have different expense structure. Devang Shah is managing the scheme since 5th November 2012 and he manages 23 schemes. Sachin Jain is managing the scheme since 1st February 2023 and he manages 15 schemes of Axis Mutual Fund. Returns greater than 1 year are Compounded Annual Growth Rates (CAGR). Face value ₹10 per unit. Please refer return table for performance of all schemes managed by the fund manager.

Please click on link https://www.axismf.com/cms/sites/default/files/Statutory/ALL_Annexure_Mar.pdf to view the performance of other schemes currently managed by the fund manager.

Note: In case you require physical copy of this document request you to kindly take the printout to review the fund managers performance of other schemes managed by him from the above link given.

Data as on 30th March 2026.

Past performance may or may not be sustained in future. Calculations are based on Regular Plan - Growth Option NAV and Direct Plan - Growth Option NAV, as applicable. Face Value per unit : ₹ 1,000/- for Axis Liquid Fund, Axis Treasury Advantage Fund, Axis Money Market Fund, Axis Overnight Fund and Axis Banking & PSU Debt Fund, ₹ 1/- for Axis Gold ETF and ₹ 10/- for all other schemes. Different plans have different expense structure. Face value is ₹ 10 per unit.

Devang Shah is Managing Axis Dynamic Bond Fund, Axis Strategic Bond Fund, Axis Liquid Fund, Axis Gilt Fund and Axis Short Duration Fund since 5th Nov, 2012, Axis Credit Risk Fund since 15th Jul, 2014, Axis Arbitrage Fund since 14th Aug, 2014, Axis Conservative Hybrid Fund, Axis Treasury Advantage Fund since 7th Jun, 2016, Axis Corporate Bond Fund since 13th Jul, 2017, Axis Money Market Fund since 6th Aug, 2019, Axis Long Duration Fund since 27th Dec, 2022, Axis Income Plus Arbitrage Active FOF since 1st Feb, 2023, Axis Multi Asset Allocation Fund, Axis Children's Fund, Axis Balanced Advantage Fund, Axis Aggressive Hybrid Fund, Axis Equity Savings Fund, Axis Retirement Fund - Aggressive Plan, Axis Retirement Fund - Conservative Plan and Axis Retirement Fund - Dynamic Plan since 5th Apr, 2024, Axis Income Plus Arbitrage Passive FOF since 12th Nov, 2025 and Axis Multi-Asset Active FoF since 11th Dec, 2025.

Sachin Jain is Managing Axis Conservative Hybrid Fund, Axis Ultra Short Duration fund since 4th Sep, 2020, Axis Arbitrage Fund, Axis Money Market Fund and Axis Overnight Fund since 9th Nov, 2021, Axis Strategic Bond Fund, Axis Gilt Fund, Axis Nifty SDL September 2026 Debt Index Fund and Axis Nifty AAA Bond Plus SDL Apr 2026 50:50 ETF since 1st Feb, 2023, Axis CRISIL IBX 50:50 Gilt Plus SDL September 2027 Index Fund since 27th Feb, 2023, Axis Fixed Term Plan - Series 112 (1143 Days) since 1st Mar, 2023, Axis Fixed Term Plan - Series 113 (1228 Days) since 21st Mar, 2023, Axis Liquid Fund since 3rd Jul, 2023, Axis Fixed Maturity Plan - Series 129 (108 Days) since 24th Feb, 2026 and Axis Fixed Maturity Plan - Series 130 (92 Days) since 12th Mar, 2026.

Axis Bank Ltd. is not liable or responsible for any loss or shortfall resulting from the operation of the scheme.

For Digital use only.

Fund Name & Benchmark	Product Labelling	Product Riskometer	Benchmark Riskometer	Potential Risk Matrix (PRC)																				
<p>Axis Gilt Fund (An open ended debt scheme investing in government securities across maturity. A relatively high interest rate risk and relatively low credit risk.) Benchmark: CRISIL Dynamic Gilt Index</p>	<p>This product is suitable for investors who are seeking*:</p> <ul style="list-style-type: none"> Credit risk free returns over medium to long term Investment mainly in Government securities across maturities <p>*Investors should consult their financial advisers if in doubt about whether the product is suitable for them.</p>		<p>CRISIL Dynamic Gilt Index</p>	<table border="1"> <thead> <tr> <th colspan="4">Potential Risk Class</th> </tr> <tr> <th>Credit Risk → Interest Rate Risk ↓</th> <th>Relatively Low (Class A)</th> <th>Moderate (Class B)</th> <th>Relatively High (Class C)</th> </tr> </thead> <tbody> <tr> <td>Relatively Low (Class I)</td> <td></td> <td></td> <td></td> </tr> <tr> <td>Moderate (Class II)</td> <td></td> <td></td> <td></td> </tr> <tr> <td>Relatively High (Class III)</td> <td>A-III</td> <td></td> <td></td> </tr> </tbody> </table>	Potential Risk Class				Credit Risk → Interest Rate Risk ↓	Relatively Low (Class A)	Moderate (Class B)	Relatively High (Class C)	Relatively Low (Class I)				Moderate (Class II)				Relatively High (Class III)	A-III		
Potential Risk Class																								
Credit Risk → Interest Rate Risk ↓	Relatively Low (Class A)	Moderate (Class B)	Relatively High (Class C)																					
Relatively Low (Class I)																								
Moderate (Class II)																								
Relatively High (Class III)	A-III																							

Mutual Fund investments are subject to market risks, read all scheme related documents carefully.