

AXIS OVERNIGHT FUND

An open ended debt scheme investing in overnight securities. A relatively low interest rate risk and relatively low credit risk.

Registration Number: MF/061/09/02

About the Fund

Axis Overnight Fund is an open ended scheme investing in overnight securities such as TREPS/Repo/Overnight maturity papers. The fund endeavors to provide a high level of liquidity with a relatively low credit risk



Provides a high level of liquidity with reasonable returns commensurating with low risk through a portfolio of money market and debt securities



Maintains low risk with High Liquidity: Under normal circumstances, you can get your money back on the next business day after receipt of a valid redemption request



Enables investors to earn accrual for every day of investment#

#Subject to investment within cut-off time



Suitable for an investment horizon of 1 day-30 days

Fund Feature



Maturity

Invests in securities with residual maturity of one business day*



Liquidity

One of the most liquid of all the investments available in the market (endeavors T+1 Redemptions³ with No exit load)



Risk

Have minimal to no interest rate risk



Suitability

Suitable to park idle money (Purchase takes place at applicable NAV**)

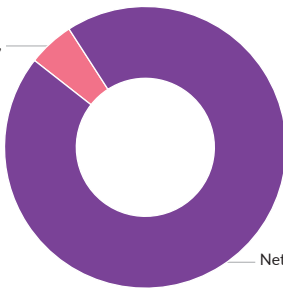
\$ As per SEBI (MF) regulations, redemption proceeds have to be dispatched within a maximum of 3 working days from the date of redemption.

**Please refer SID/KIM for information on applicable NAV.

*As per regulation, Overnight funds can deploy upto 5% of net assets in G-secs and/or T-bills with a residual maturity of upto 30 days for the purpose of placing the same as margin and collateral for certain transactions.

Rating Allocation

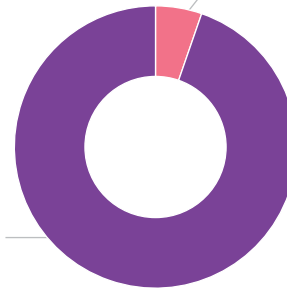
AAA, SOV & Equivalent, 5.31%



Net Current Assets, 94.70%

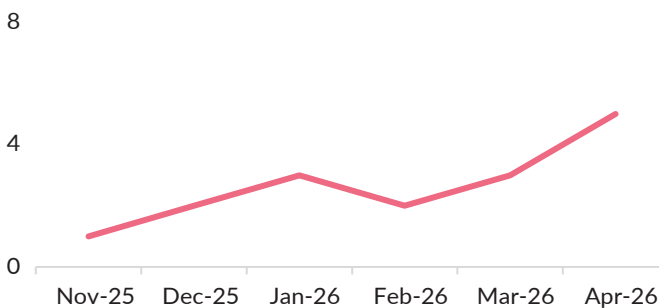
Asset Allocation

Treasury Bill, 5.31%

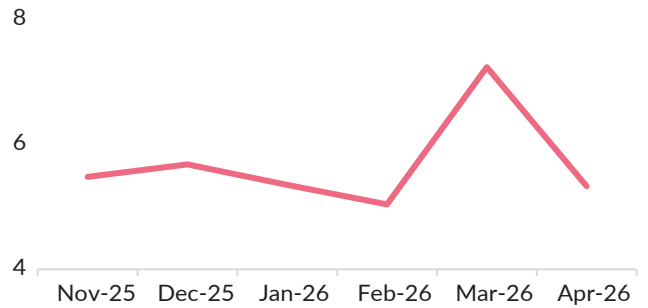


Net Current Assets, 94.70%

Residual Maturity (in days)



Annualized Portfolio YTM (in %)



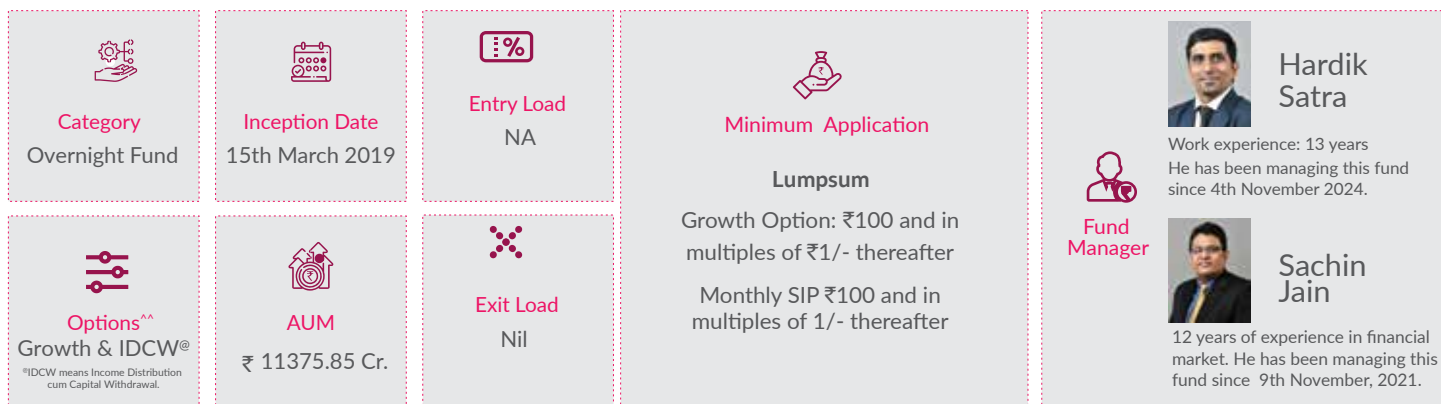
Note: Current portfolio allocation, maturity & duration is based on the current market conditions and is subject to changes depending on the fund manager's view of the markets.

Portfolio Characteristics



*The yield to maturity given above is based on the portfolio of funds as on date given above. This should not be taken as an indication of the returns that may be generated by the fund and the securities bought by the fund may or may not be held till their respective maturities. The calculations are based on the invested corpus. In case of semi annual YTM, it will be annualised.

Investing Facts



Note: To view asset class wise AUM & AAUM for categories of the Scheme & geographical spread refer <https://www.axismf.com/statutory-disclosures>.

^{^^}For detailed disclosure on plans and options, kindly refer SID.

Performance (NAV Movement)



	7 Days		15 Days		1 Month		1 Year		3 Years		5 Years		Since Inception	
	CAGR (%)	Current Value of Investment of ₹ 10,000/-	CAGR (%)	Current Value of Investment of ₹ 10,000/-	CAGR (%)	Current Value of Investment of ₹ 10,000/-	CAGR (%)	Current Value of Investment of ₹ 10,000/-	CAGR (%)	Current Value of Investment of ₹ 10,000/-	CAGR (%)	Current Value of Investment of ₹ 10,000/-	CAGR (%)	Current Value of Investment of ₹ 10,000/-
Axis Overnight Fund - Regular Plan - Growth	4.97%	10,009	4.95%	10,020	5.03%	10,040	5.40%	10,540	6.25%	11,996	5.54%	13,093	5.11%	14,263
NIFTY 1D Rate Index (Benchmark)	5.07%	10,009	5.03%	10,020	4.99%	10,040	5.39%	10,539	6.27%	12,004	5.59%	13,128	5.17%	14,323
NIFTY 1 Year T-Bill Index (Additional Benchmark)	3.02%	10,006	4.49%	10,018	4.42%	10,036	5.74%	10,574	6.63%	12,125	5.71%	13,200	5.83%	14,978

Past performance may or may not be sustained in future. Since inception (15th March 2019). Different plans have different expense structure. Hardik Satra is managing the scheme since 4th November 2024 and he manages 2 schemes of Axis Mutual Fund. Sachin Jain is managing the scheme since 9th November 2021 and he manages 15 schemes. Returns greater than 1 year are Compounded Annual Growth Rates (CAGR). Face value ₹1000 per unit. Please refer return table for performance of all schemes managed by the fund manager.

Please click on link https://transact.axismf.com/cms/sites/default/files/Statutory/WDP_Annexure_Apr.pdf to view the performance of other schemes currently managed by the fund manager.

Note: In case you require physical copy of this document request you to kindly take the printout to review the fund managers performance of other schemes managed by him from the above link given.

Data as on 30th April 2026.


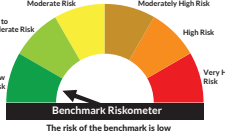
Past performance may or may not be sustained in future. Calculations are based on Regular Plan - Growth Option NAV and Direct Plan – Growth Option NAV, as applicable. Face Value per unit : ₹ 1,000/- for Axis Liquid Fund, Axis Treasury Advantage Fund, Axis Money Market Fund, Axis Overnight Fund and Axis Banking & PSU Debt Fund, ₹ 1/- for Axis Gold ETF and ₹ 10/- for all other schemes. Different plans have different expense structure. Face value is ₹ 1,000 per unit.

Hardik Satra is Managing Axis Overnight Fund since 4th Nov, 2024 and Axis Income Plus Arbitrage Passive FOF since 12th Nov, 2025.

Sachin Jain is Managing Axis Conservative Hybrid Fund, Axis Ultra Short Duration fund since 4th Sep, 2020, Axis Arbitrage Fund, Axis Money Market Fund and Axis Overnight Fund since 9th Nov, 2021, Axis Strategic Bond Fund, Axis Gilt Fund, Axis Nifty SDL September 2026 Debt Index Fund and Axis Nifty AAA Bond Plus SDL Apr 2026 50:50 ETF since 1st Feb, 2023, Axis CRISIL IBX 50:50 Gilt Plus SDL September 2027 Index Fund since 27th Feb, 2023, Axis Fixed Term Plan - Series 112 (1143 Days) since 1st Mar, 2023, Axis Fixed Term Plan - Series 113 (1228 Days) since 21st Mar, 2023, Axis Liquid Fund since 3rd Jul, 2023, Axis Fixed Maturity Plan - Series 129 (108 Days) since 24th Feb, 2026 and Axis Fixed Maturity Plan - Series 130 (92 Days) since 12th Mar, 2026.

Axis Bank Ltd. is not liable or responsible for any loss or shortfall resulting from the operation of the scheme.

For Digital use only

Fund Name & Benchmark	Product Labelling	Product Riskometer	Benchmark Riskometer	Potential Risk Matrix (PRC)																								
<p>Axis Overnight Fund</p> <p>(An open ended debt scheme investing in overnight securities. A relatively low interest rate risk and relatively low credit risk.)</p> <p>Benchmark : NIFTY 1D Rate Index</p>	<p>This product is suitable for investors who are seeking*:</p> <ul style="list-style-type: none"> Regular income with high levels of safety and liquidity over short term Investment in debt and money market instruments with overnight maturity <p>*Investors should consult their financial advisers if in doubt about whether the product is suitable for them.</p>			<table border="1"> <thead> <tr> <th colspan="4">Potential Risk Class</th> </tr> <tr> <th>Credit Risk →</th> <th>Relatively Low (Class A)</th> <th>Moderate (Class B)</th> <th>Relatively High (Class C)</th> </tr> </thead> <tbody> <tr> <td>Interest Rate Risk ↓</td> <td></td> <td></td> <td></td> </tr> <tr> <td>Relatively Low (Class I)</td> <td>A-I</td> <td></td> <td></td> </tr> <tr> <td>Moderate (Class II)</td> <td></td> <td></td> <td></td> </tr> <tr> <td>Relatively High (Class III)</td> <td></td> <td></td> <td></td> </tr> </tbody> </table>	Potential Risk Class				Credit Risk →	Relatively Low (Class A)	Moderate (Class B)	Relatively High (Class C)	Interest Rate Risk ↓				Relatively Low (Class I)	A-I			Moderate (Class II)				Relatively High (Class III)			
Potential Risk Class																												
Credit Risk →	Relatively Low (Class A)	Moderate (Class B)	Relatively High (Class C)																									
Interest Rate Risk ↓																												
Relatively Low (Class I)	A-I																											
Moderate (Class II)																												
Relatively High (Class III)																												

Distributed by

Mutual Fund investments are subject to market risks, read all scheme related documents carefully.