

# AXIS STRATEGIC BOND FUND

An open ended medium term debt scheme investing in instruments such that the Macaulay duration of the portfolio is between 3 years to 4 years. A relatively high interest rate risk and relatively high credit risk.

## About the Fund

Axis Strategic Bond Fund is an actively managed fund investing in medium term corporate bonds with selective exposure to credits.

## Risk Management



### Sector

Controlled through diversification and stringent review of investable sectors; Regulatory limits on sector exposure



### Credit

Focus on high quality issuers  
Investment Universe based on credit research



### Diversification

Exposure to each issuer limited by its rating  
Tight position limits



### Duration

Strictly adhere to duration limits specified in offer documents & investment policy

## Current Strategy

Aims to invest 50-60% of its portfolio in AAA bonds with overall portfolio duration target range of 3-4 years as a part of its investment mandate.



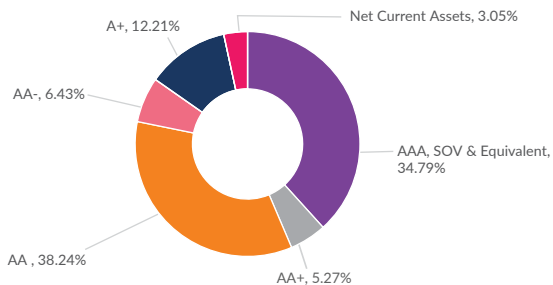
The fund allocates to short non-AAA asset securities on an incremental basis depending on how attractive the spreads are over AAA assets.



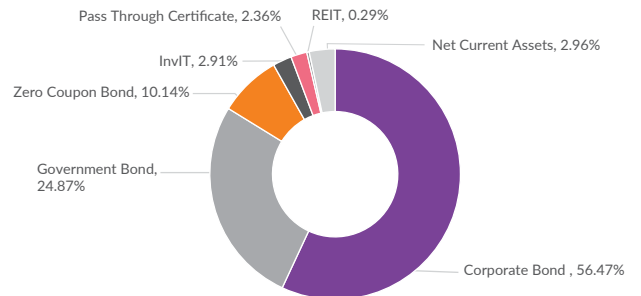
The portfolio design should help generate stable returns while bringing down volatility relative to a longer duration fund.



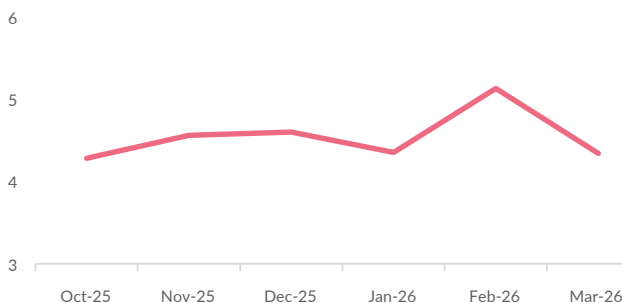
## Rating Allocation



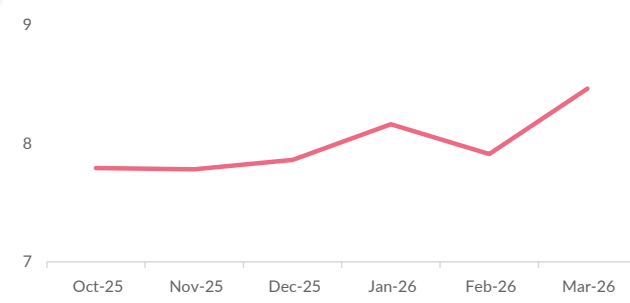
## Asset Allocation



## Residual Maturity (in yrs)



## Annualized Portfolio YTM (in %)



Note: Current portfolio allocation, maturity & duration is based on the current market conditions and is subject to changes depending on the fund manager's view of the markets.

## Portfolio Characteristics



\*The yield to maturity given above is based on the portfolio of funds as on date given above. This should not be taken as an indication of the returns that may be generated by the fund and the securities bought by the fund may or may not be held till their respective maturities. The calculations are based on the invested corpus. In case of semi annual YTM, it will be annualised

## Investing Facts

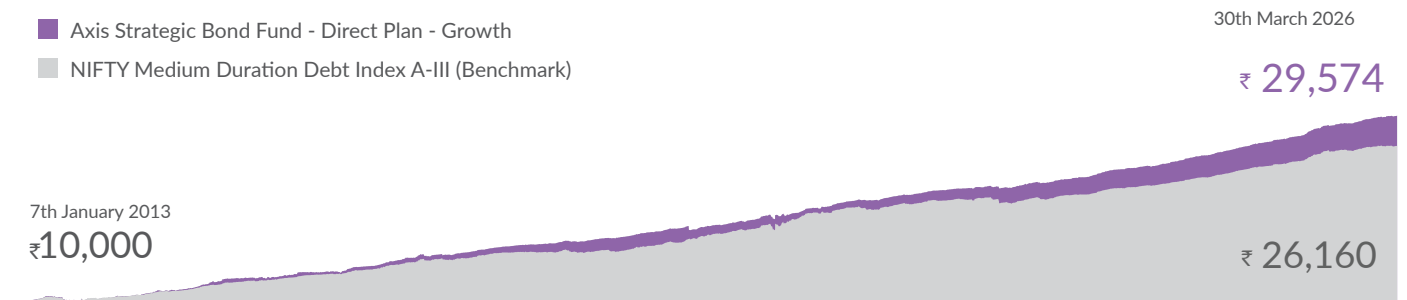
<p><b>Category</b> Strategic Bond Fund</p>	<p><b>Inception Date</b> 28th March 2012</p>	<p><b>Entry Load</b> Nil</p>	<p><b>Minimum Application</b> Lumpsum ₹100 &amp; multiples of ₹ 1 Monthly SIP ₹100 &amp; multiples of ₹1 <small>SIP - Systematic Investment Plan</small></p>	<p><b>Fund Manager</b></p> <div style="display: flex; flex-direction: column;"> <div> <p><b>Devang Shah</b> Work experience: 20 years. He has been managing this fund since 5th November 2012.</p> </div> <div> <p><b>Akhil Thakkar</b> Work experience: 14 years He has been managing this fund since 1st February 2023.</p> </div> <div> <p><b>Sachin Jain</b> 12 years of experience in financial market. He has been managing this fund since 1st February, 2023.</p> </div> </div>
<p><b>Options<sup>^^</sup></b> Growth &amp; IDCW<sup>®</sup> <small>®IDCW means Income Distribution cum Capital Withdrawal.</small></p>	<p><b>AUM</b> ₹ 2083.11 Cr.</p>	<p><b>Exit Load</b> If redeemed/ switched out within 15 days from the date of allotment: 1%, If redeemed/ switched out after 15 days from the date of allotment: Nil</p>		

Note: To view asset class wise AUM & AAUM for categories of the Scheme & geographical spread refer <https://www.axismf.com/statutory-disclosures>.

<sup>^^</sup>For detailed disclosure on plans and options, kindly refer SID.

w.e.f 13th February 2026, the exit load has been changed.

## Performance (NAV Movement)



	1 Year		3 Years		5 Years		Since Inception	
	CAGR (%)	Current Value of Investment of ₹ 10,000/-	CAGR (%)	Current Value of Investment of ₹ 10,000/-	CAGR (%)	Current Value of Investment of ₹ 10,000/-	CAGR (%)	Current Value of Investment of ₹ 10,000/-
Axis Strategic Bond Fund - Direct Plan - Growth	6.98%	10,702	8.35%	12,718	7.33%	14,240	8.54%	29,574
NIFTY Medium Duration Debt Index A-III (Benchmark)	4.73%	10,475	6.96%	12,237	5.67%	13,177	7.54%	26,160
NIFTY 10 yr Benchmark G-Sec (Additional Benchmark)	2.57%	10,259	7.06%	12,271	5.05%	12,794	6.26%	22,336

**Past performance may or may not be sustained in future.** Since inception (7th January 2013). Different plans have different expense structure. Devang Shah is managing the scheme since 5th November 2012 and he manages 23 schemes of Axis Mutual Fund. Sachin Jain is managing the scheme since 1st February, 2023 and he manages 15 schemes of Axis Mutual Fund. Akhil Thakkar is managing the scheme since 1st February, 2023 and he manages 2 schemes of Axis Mutual Fund. Returns greater than 1 year are Compounded Annual Growth Rates (CAGR). Face value ₹10 per unit. Please refer return table for performance of all schemes managed by the fund manager.

Please click on link [https://www.axismf.com/cms/sites/default/files/Statutory/WDP\\_Annexure\\_Mar.pdf](https://www.axismf.com/cms/sites/default/files/Statutory/WDP_Annexure_Mar.pdf) to view the performance of other schemes currently managed by the fund manager.

Note: In case you require physical copy of this document request you to kindly take the printout to review the fund managers performance of other schemes managed by him from the above link given.

Data as on 30th March 2026.

**Past performance may or may not be sustained in future.** Calculations are based on Regular Plan - Growth Option NAV and Direct Plan - Growth Option NAV, as applicable. Face Value per unit : ₹ 1,000/- for Axis Liquid Fund, Axis Treasury Advantage Fund, Axis Money Market Fund, Axis Overnight Fund and Axis Banking & PSU Debt Fund, ₹ 1/- for Axis Gold ETF and ₹ 10/- for all other schemes. Different plans have different expense structure. Face value is ₹ 10 per unit.

Devang Shah is Managing Axis Dynamic Bond Fund, Axis Strategic Bond Fund, Axis Liquid Fund, Axis Gilt Fund and Axis Short Duration Fund since 5th Nov, 2012, Axis Credit Risk Fund since 15th Jul, 2014, Axis Arbitrage Fund since 14th Aug, 2014, Axis Conservative Hybrid Fund, Axis Treasury Advantage Fund since 7th Jun, 2016, Axis Corporate Bond Fund since 13th Jul, 2017, Axis Money Market Fund since 6th Aug, 2019, Axis Long Duration Fund since 27th Dec, 2022, Axis Income Plus Arbitrage Active FOF since 1st Feb, 2023, Axis Multi Asset Allocation Fund, Axis Children's Fund, Axis Balanced Advantage Fund, Axis Aggressive Hybrid Fund, Axis Equity Savings Fund, Axis Retirement Fund - Aggressive Plan, Axis Retirement Fund - Conservative Plan and Axis Retirement Fund - Dynamic Plan since 5th Apr, 2024, Axis Income Plus Arbitrage Passive FOF since 12th Nov, 2025 and Axis Multi-Asset Active FoF since 11th Dec, 2025.


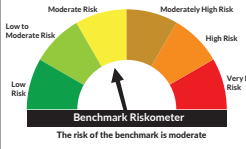
\*\*Formerly Known as Axis All Seasons Debt Fund of Funds, the name of Fund and Fundamental Attributes have been changed effective from 14th February 2025

Sachin Jain is Managing Axis Conservative Hybrid Fund, Axis Ultra Short Duration fund since 4th Sep, 2020, Axis Arbitrage Fund, Axis Money Market Fund and Axis Overnight Fund since 9th Nov, 2021, Axis Strategic Bond Fund, Axis Gilt Fund, Axis Nifty SDL September 2026 Debt Index Fund and Axis Nifty AAA Bond Plus SDL Apr 2026 50:50 ETF since 1st Feb, 2023, Axis CRISIL IBX 50:50 Gilt Plus SDL September 2027 Index Fund since 27th Feb, 2023, Axis Fixed Term Plan - Series 112 (1143 Days) since 1st Mar, 2023, Axis Fixed Term Plan - Series 113 (1228 Days) since 21st Mar, 2023, Axis Liquid Fund since 3rd Jul, 2023, Axis Fixed Maturity Plan - Series 129 (108 Days) since 24th Feb, 2026 and Axis Fixed Maturity Plan - Series 130 (92 Days) since 12th Mar, 2026.

Akhil Thakker is Managing Axis Credit Risk Fund since 9th Nov, 2021 and Axis Strategic Bond Fund since 1st Feb, 2023.

Axis Bank Ltd. is not liable or responsible for any loss or shortfall resulting from the operation of the scheme.

For Digital use only

Fund Name & Benchmark	Product Labelling	Product Riskometer	Benchmark Riskometer	Potential Risk Matrix (PRC)																								
<p><b>Axis Strategic Bond Fund</b> (An open ended medium term debt scheme investing in instruments such that the Macaulay duration of the portfolio is between 3 years to 4 years. A relatively high interest rate risk and relatively high credit risk.)</p> <p><b>Benchmark:</b> NIFTY Medium Duration Debt Index A-III</p>	<p>This product is suitable for investors who are seeking*:</p> <ul style="list-style-type: none"> <li>Optimal returns over medium term</li> <li>Investment in diversified portfolio of debt and money market securities to generate optimal risk adjusted returns while maintaining liquidity</li> </ul> <p>*Investors should consult their financial advisers if in doubt about whether the product is suitable for them.</p>			<table border="1"> <thead> <tr> <th colspan="4">Potential Risk Class</th> </tr> </thead> <tbody> <tr> <td>Credit Risk →</td> <td>Relatively Low (Class A)</td> <td>Moderate (Class B)</td> <td>Relatively High (Class C)</td> </tr> <tr> <td>Interest Rate Risk ↓</td> <td></td> <td></td> <td></td> </tr> <tr> <td>Relatively Low (Class I)</td> <td></td> <td></td> <td></td> </tr> <tr> <td>Moderate (Class II)</td> <td></td> <td></td> <td></td> </tr> <tr> <td>Relatively High (Class III)</td> <td></td> <td></td> <td>C-III</td> </tr> </tbody> </table>	Potential Risk Class				Credit Risk →	Relatively Low (Class A)	Moderate (Class B)	Relatively High (Class C)	Interest Rate Risk ↓				Relatively Low (Class I)				Moderate (Class II)				Relatively High (Class III)			C-III
Potential Risk Class																												
Credit Risk →	Relatively Low (Class A)	Moderate (Class B)	Relatively High (Class C)																									
Interest Rate Risk ↓																												
Relatively Low (Class I)																												
Moderate (Class II)																												
Relatively High (Class III)			C-III																									

**Mutual Fund investments are subject to market risks, read all scheme related documents carefully.**