

AXIS CORPORATE BOND FUND

An open ended debt scheme predominantly investing in AA+ and above rated corporate bonds. A relatively high interest rate risk and moderate credit risk.
(Formerly known as Axis Corporate Debt Fund)

About the Fund

Axis Corporate Bond Fund endeavors to capture opportunities by investing in best ideas across the corporate bond curve. The fund aims to capitalize on the 'carry' play at the shorter end and 'capital gain' from the longer end.



Actively managed strategy



Cautious at managing risk



High bias towards quality



Investment Horizon: 1 year and beyond

Current Strategy

- Large portfolio allocation is in corporate bonds having duration in the range of 2 – 5 years, G-Sec allocation is actively managed.



- The fund will typically maintain duration in the range of 2 - 5 years.



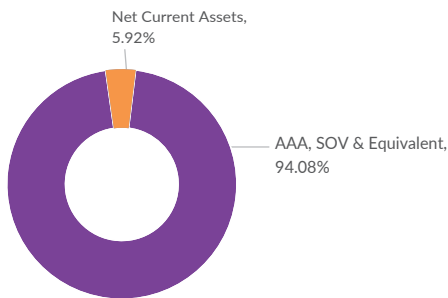
- High grade portfolio with 100% AAA/SOV/A1+ rating.



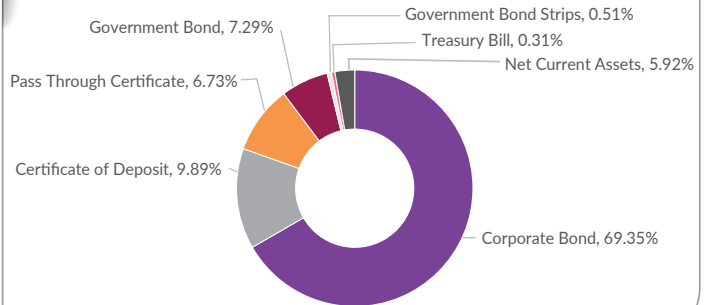
- The mispricing of select higher yield AAA bonds offers room for gains from market compression/normalization in yields of such papers.



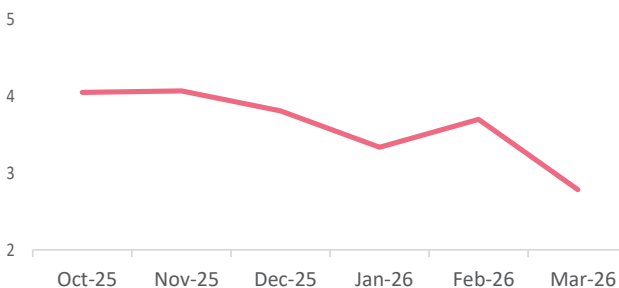
Rating Allocation



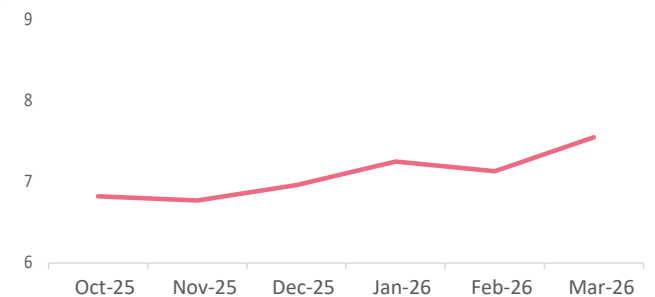
Asset Allocation



Residual Maturity (in yrs)



Annualized Portfolio YTM (in %)

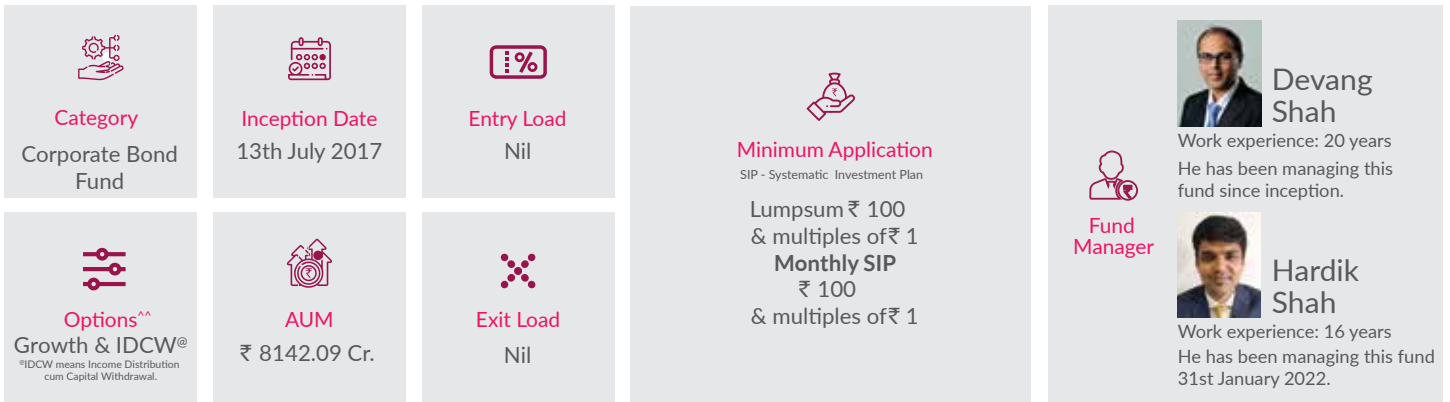


Portfolio Characteristics



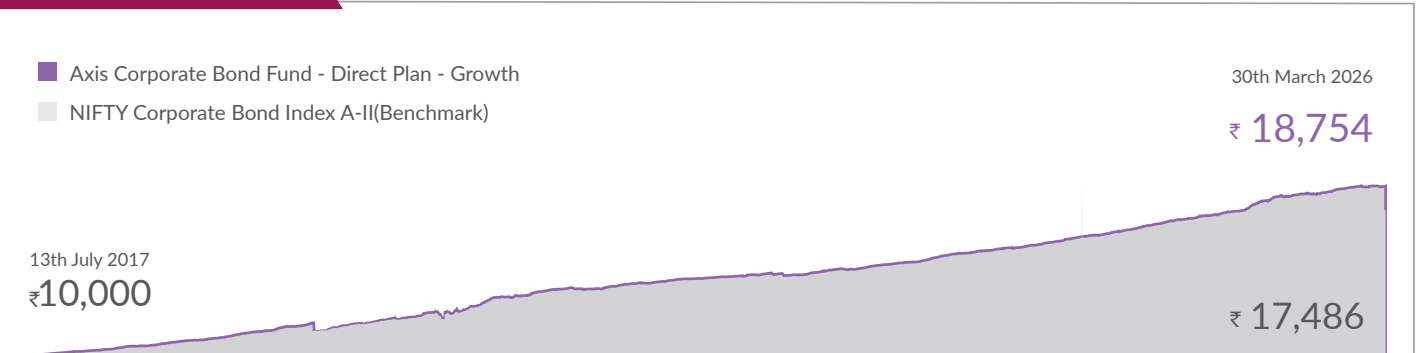
*The yield to maturity given above is based on the portfolio of funds as on date given above. This should not be taken as an indication of the returns that may be generated by the fund and the securities bought by the fund may or may not be held till their respective maturities. The calculations are based on the invested corpus. In case of semi annual YTM, it will be annualised.

Investing Facts



Note: To view asset class wise AUM & AAUM for categories of the Scheme & geographical spread refer <https://www.axismf.com/statutory-disclosures>.
**For detailed disclosure on plans and options, kindly refer SID.

Performance (NAV Movement)



	1 Year		3 Years		5 Years		Since Inception	
	CAGR (%)	Current Value of Investment of ₹ 10,000/-	CAGR (%)	Current Value of Investment of ₹ 10,000/-	CAGR (%)	Current Value of Investment of ₹ 10,000/-	CAGR (%)	Current Value of Investment of ₹ 10,000/-
Axis Corporate Bond Fund - Direct Plan - Growth	6.41%	10,644	7.79%	12,525	6.69%	13,824	7.48%	18,754
NIFTY Corporate Bond Index A-II (Benchmark)	5.29%	10,532	6.78%	12,175	5.71%	13,198	6.62%	17,486
NIFTY 10 yr Benchmark G-Sec (Additional Benchmark)	2.57%	10,259	7.06%	12,271	5.05%	12,794	5.23%	15,599

Past performance may or may not be sustained in future. Since inception (13th July 2017). Different plans have different expense structure. Devang Shah is managing the scheme since 13th July 2017 and he manages 23 schemes. Hardik Shah is managing the scheme since 31st January 2022 and he manages 17 schemes of Axis Mutual Fund. Face value ₹10 per unit. Please refer return table for performance of all schemes managed by the fund manager.

Please click on link https://www.axismf.com/cms/sites/default/files/Statutory/ALL_Annexure_Mar.pdf to view the performance of other schemes currently managed by the fund manager.

Note: In case you require physical copy of this document request you to kindly take the printout to review the fund managers performance of other schemes managed by him from the above link given.

Data as on 30th March 2026.

Past performance may or may not be sustained in future. Calculations are based on Regular Plan - Growth Option NAV and Direct Plan – Growth Option NAV, as applicable. Face Value per unit : ₹ 1,000/- for Axis Liquid Fund, Axis Treasury Advantage Fund, Axis Money Market Fund, Axis Overnight Fund and Axis Banking & PSU Debt Fund, ₹1/- for Axis Gold ETF and ₹ 10/- for all other schemes. Different plans have different expense structure. Face value is ₹10 per unit.

Devang Shah is Managing Axis Dynamic Bond Fund, Axis Strategic Bond Fund, Axis Liquid Fund, Axis Gilt Fund and Axis Short Duration Fund since 5th Nov, 2012, Axis Credit Risk Fund since 15th Jul, 2014, Axis Arbitrage Fund since 14th Aug, 2014, Axis Conservative Hybrid Fund, Axis Treasury Advantage Fund since 7th Jun, 2016, Axis Corporate Bond Fund since 13th Jul, 2017, Axis Money Market Fund since 6th Aug, 2019, Axis Long Duration Fund since 27th Dec, 2022, Axis Income Plus Arbitrage Active FOF since 1st Feb, 2023, Axis Multi Asset Allocation Fund, Axis Children's Fund, Axis Balanced Advantage Fund, Axis Aggressive Hybrid Fund, Axis Equity Savings Fund, Axis Retirement Fund - Aggressive Plan, Axis Retirement Fund - Conservative Plan and Axis Retirement Fund - Dynamic Plan since 5th Apr, 2024, Axis Income Plus Arbitrage Passive FOF since 12th Nov, 2025 and Axis Multi-Asset Active FoF since 11th Dec, 2025.

Hardik Shah is Managing Axis Corporate Bond Fund, Axis Balanced Advantage Fund and Axis Floater Fund since 31st Jan, 2022, Axis CRISIL IBX SDL May 2027 Index Fund since 23rd Feb, 2022, Axis Long Duration Fund since 27th Dec, 2022, Axis CRISIL IBX 50:50 Gilt Plus SDL June 2028 Index Fund since 24th Jan, 2023, Axis Children's Fund, Axis Equity Savings Fund since 1st Feb, 2023, Axis Fixed Term Plan - Series 112 (1143 Days) since 1st Mar, 2023, Axis Banking & PSU Debt Fund since 3rd Jul, 2023, Axis Multi Asset Allocation Fund, Axis Income Plus Arbitrage Active FOF, Axis Dynamic Bond Fund, Axis Retirement Fund - Aggressive Plan, Axis Retirement Fund - Conservative Plan and Axis Retirement Fund - Dynamic Plan since 5th Apr, 2024 and Axis Ultra Short Duration fund since 4th Nov, 2024.

**Formerly Known as Axis All Seasons Debt Fund of Funds, the name of Fund and Fundamental Attributes have been changed effective from 14th February 2025

Axis Bank Ltd. is not liable or responsible for any loss or shortfall resulting from the operation of the scheme.

For Digital use only

Fund Name & Benchmark	Product Labelling	Product Riskometer	Benchmark Riskometer	Potential Risk Matrix (PRC)																								
<p>Axis Corporate Bond Fund (An open ended debt scheme predominantly investing in AA+ and above rated corporate bonds. A relatively high interest rate risk and moderate credit risk.) Benchmark: NIFTY Corporate Bond Index A-II</p>	<p>This product is suitable for investors who are seeking*:</p> <ul style="list-style-type: none"> Regular income over short to medium term Predominantly investing in corporate debt <p>*Investors should consult their financial advisers if in doubt about whether the product is suitable for them.</p>		<p>NIFTY Corporate Bond Index A-II</p>	<table border="1"> <thead> <tr> <th colspan="4">Potential Risk Class</th> </tr> </thead> <tbody> <tr> <td>Credit Risk →</td> <td>Relatively Low (Class A)</td> <td>Moderate (Class B)</td> <td>Relatively High (Class C)</td> </tr> <tr> <td>Interest Rate Risk ↓</td> <td></td> <td></td> <td></td> </tr> <tr> <td>Relatively Low (Class I)</td> <td></td> <td></td> <td></td> </tr> <tr> <td>Moderate (Class II)</td> <td></td> <td></td> <td></td> </tr> <tr> <td>Relatively High (Class III)</td> <td></td> <td>B-III</td> <td></td> </tr> </tbody> </table>	Potential Risk Class				Credit Risk →	Relatively Low (Class A)	Moderate (Class B)	Relatively High (Class C)	Interest Rate Risk ↓				Relatively Low (Class I)				Moderate (Class II)				Relatively High (Class III)		B-III	
Potential Risk Class																												
Credit Risk →	Relatively Low (Class A)	Moderate (Class B)	Relatively High (Class C)																									
Interest Rate Risk ↓																												
Relatively Low (Class I)																												
Moderate (Class II)																												
Relatively High (Class III)		B-III																										

Mutual Fund investments are subject to market risks, read all scheme related documents carefully.