AXIS MUTUAL FUND

October 2026

AXIS NIFTY 500 INDEX FUND

(An open ended scheme replicating/ tracking Nifty 500 Index)

Registration Number: MF/061/09/02

About the Fund

- Nifty 500 – typically covers over 90% of Market Cap (India's listed universe)
- More Diversification: Diversified across Large Cap, Mid Cap and Small Cap with more balanced stock allocation.
- India's economy is expected undergo rapid and sustained expansion over the next few decades – this may create a massive opportunity for investors.

Why invest in AXIS NIFTY 500 INDEX FUND?

Risk Reward
Wider Market-cap Coverage, More sector and stock-level diversification leading to potentially better risk-reward

Diversification
Nifty 500 Index consist of 500 companies spread across 21 sectors.

Lower Volatility vs Mid and Smallcaps

Lower Expenses
Index Funds have relatively lower expenses than actively managed funds.

*The above framework is broadly indicative and the fund manager may change the framework depending on the market conditions

Top 10 stocks

HDFC Bank Limited	5.6%
ICICI Bank Limited	5.3%
Reliance Industries Limited	4.1%
Bharti Airtel Limited	3.2%
Larsen & Toubro Limited	2.4%
Infosys Limited	2.2%
State Bank of India	2.1%
Axis Bank Limited	1.8%
Kotak Mahindra Bank Limited	1.8%
Bajaj Finance Limited	1.4%

Top 10 Sectors

Financial Services	30.6%
Healthcare	7.5%
Automobile and Auto Components	7.2%
Information Technology	7.1%
Capital Goods	7.1%
Oil, Gas & Consumable Fuels	6.7%
Fast Moving Consumer Goods	5.2%
Metals & Mining	4.2%
Consumer Services	4.2%
Telecommunication	4.0%

Current Portfolio Allocation is based on the prevailing market conditions and is subject to changes depending on the fund manager's view of the equity markets.

Investing Facts

Category
Index Fund

Inception Date
12th July 2024

Benchmark
Nifty 500 TRI

Minimum Application
SIP - Systematic Investment Plan

Lumpsum ₹ 100 & multiples of ₹ 1
Monthly SIP
₹ 100 & multiples of ₹ 1

Fund Manager



Nandik Malik
16 years of experience. He has been managing this fund since 6th March 2026.



Rohit Gautam
19 years of experience. He has been managing this fund since 6th March 2026.

AUM
₹ 318.65 Cr.

Options^^
Growth & IDCW@
@IDCW means Income Distribution cum Capital Withdrawal.

Entry Load
NA

Exit Load
If redeemed/ switched out within 15 days from the date of allotment: 0.25%
If redeemed/ switched out after 15 days from the date of allotment: Nil

Note: To view asset class wise AUM & AAUM for categories of the Scheme & geographical spread refer https://www.axismf.com/statutory-disclosures
https://www.axismf.com/1/5/464/4333/Monthly_AUM_Oct_2026_c96996d38e.pdf
^^For detailed disclosure on plans and options, kindly refer SID.

Current market cap split (% NAV)

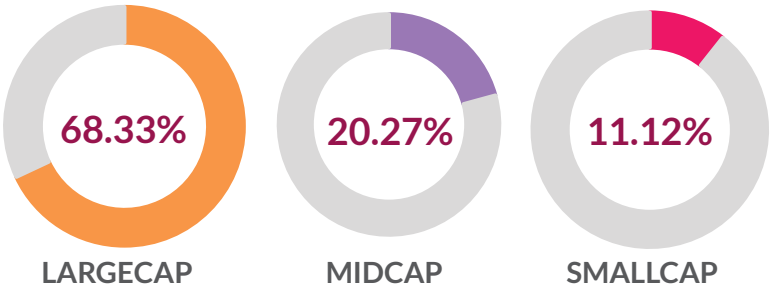

Tracking Error

0.19%

Performance (NAV Movement)

Axis Nifty 500 Index Fund - Regular Plan - Growth Option

Nifty 500 TRI (Benchmark)

30th October 2026

₹9,434

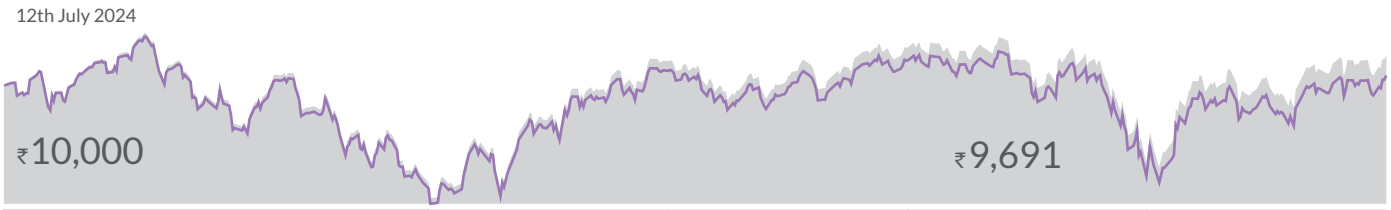

	1 Year		3 Years@		5 Years@		Since Inception	
	CAGR (%)	Current Value of Investment of ₹ 10,000/-	CAGR (%)	Current Value of Investment of ₹ 10,000/-	CAGR (%)	Current Value of Investment of ₹ 10,000/-	CAGR (%)	Current Value of Investment of ₹ 10,000/-
Axis Nifty 500 Index Fund - Regular Plan - Growth Option	-8.00%	9,202	NA	NA	NA	NA	-2.50%	9,434
Nifty 500 TRI (Benchmark)	-6.85%	9,317	NA	NA	NA	NA	-1.35%	9,691
Nifty 50 TRI (Additional Benchmark)	-9.47%	9,055	NA	NA	NA	NA	-1.49%	9,660

Past performance may or may not be sustained in future. Since inception (12th July 2024). The performance data for 3 & 5 years period has not been provided, since scheme is in existence for less than 3 year. Different plans have different expense structure. Nandik Malik is managing the scheme since 6th March 2026 and he manages 29 schemes of Axis Mutual Fund. Rohit Gautam is managing the scheme since 6th March 2026 and he manages 27 schemes of Axis Mutual Fund. Returns greater than 1 year are Compounded Annual Growth Rates (CAGR). Face value ₹10 per unit.

Please click on link https://www.axismf.com/1/5/464/627/WDP_Annexure_Oct_2026_9a85fe247d.pdf to view the performance of other schemes currently managed by the fund manager.

Note: In case you require physical copy of this document request you to kindly take the printout to review the fund managers performance of other schemes managed by him from the above link given.

Data as on 30th October 2026.

It is to be distinctly understood that the permission given by NSE should not in any way be deemed or construed that the Scheme Information Document has been cleared or approved by NSE nor does it certify the correctness or completeness of any of the contents of the Draft Scheme Information Document. The investors are advised to refer to the Scheme Information Document for the full text of the 'Disclaimer Clause of NSE.

The AXIS NIFTY 500 INDEX FUND offered by "the issuer" is not sponsored, endorsed, sold or promoted by NSE INDICES LIMITED {formerly known as India Index Services & Products Limited {IISL}). NSE INDICES LIMITED does not make any representation or warranty, express or implied (including warranties of merchantability or fitness for particular purpose or use) and disclaims all liability to the owners of AXIS NIFTY 500 INDEX FUND or any member of the public regarding the advisability of investing in securities generally or in the AXIS NIFTY 500 INDEX FUND linked to Nifty 100 Index TRI or particularly in the ability of the Nifty 100 Index TRI to track general stock market performance in India. Please read the full Disclaimers in relation to the Nifty 100 Index TRI in the in the Offer Document/ Prospectus/ Scheme Information Document.

Nandik Malik is Managing Axis Nifty 500 Index Fund, Axis NIFTY Bank ETF, Axis BSE SENSEX ETF, Axis NIFTY India Consumption ETF, Axis NIFTY Healthcare ETF, Axis Nifty 50 Index Fund, Axis Nifty Bank Index Fund, Axis NIFTY 50 ETF, Axis Nifty 100 Index Fund, Axis Nifty IT Index Fund, Axis Nifty Midcap 50 Index Fund, Axis Nifty Next 50 Index Fund, Axis Nifty Smallcap 50 Index Fund, Axis Quant Fund, Axis BSE Sensex Index Fund, Axis BSE India Sector Leaders Index Fund, Axis NIFTY IT ETF, Axis Nifty500 Value 50 Index Fund, Axis Momentum Fund, Axis Nifty500 Momentum 50 Index Fund, Axis Nifty500 Value 50 ETF and Axis Nifty500 Quality 50 Index Fund since 6th Mar, 2026, Axis Multi Factor Passive FoF since 1st Apr, 2026, Axis Nifty India Defence Index Fund since 29th Apr, 2026, Axis Nifty Capital Markets Index Fund since 20th May, 2026, Axis Nifty50 Equal Weight Index Fund since 23rd Jul, 2026, Axis Nifty Energy ETF, Axis Nifty Energy Index Fund since 27th Aug, 2026 and Axis Nifty500 Low Volatility 50 Index Fund since 28th Sep, 2026.

Rohit Gautam is Managing Axis Nifty 500 Index Fund, Axis NIFTY Bank ETF, Axis BSE SENSEX ETF, Axis NIFTY India Consumption ETF, Axis NIFTY Healthcare ETF, Axis Nifty 50 Index Fund, Axis Nifty Bank Index Fund, Axis NIFTY 50 ETF, Axis Nifty 100 Index Fund, Axis Nifty IT Index Fund, Axis Nifty Midcap 50 Index Fund, Axis Nifty Next 50 Index Fund, Axis Nifty Smallcap 50 Index Fund, Axis BSE Sensex Index Fund, Axis BSE India Sector Leaders Index Fund, Axis NIFTY IT ETF, Axis Nifty500 Value 50 Index Fund, Axis Nifty500 Momentum 50 Index Fund, Axis Nifty500 Value 50 ETF and Axis Nifty500 Quality 50 Index Fund since 6th Mar, 2026, Axis Multi Factor Passive FoF since 1st Apr, 2026, Axis Nifty India Defence Index Fund since 29th Apr, 2026, Axis Nifty Capital Markets Index Fund since 20th May, 2026, Axis Nifty50 Equal Weight Index Fund since 23rd Jul, 2026, Axis Nifty Energy ETF, Axis Nifty Energy Index Fund since 27th Aug, 2026 and Axis Nifty500 Low Volatility 50 Index Fund since 28th Sep, 2026.

Market caps are defined as per SEBI regulations as below: a. Large Cap: 1st -100th company in terms of full market capitalization. b. Mid Cap: 101st -250th company in terms of full market capitalization. c. Small Cap: 251st company onwards in terms of full market capitalization.

Axis Bank Ltd. is not liable or responsible for any loss or shortfall resulting from the operation of the scheme.

For Digital use only.

AXIS NIFTY 500 INDEX FUND

(An open ended scheme replicating/ tracking Nifty 500 Index)

Benchmark : Nifty 500 TRI

This product is suitable for investors who are seeking*:

- Long term wealth creation solution
- An index fund that seeks to track returns by investing in a basket of Nifty 500 TRI stocks and aims to achieve returns of the stated index, subject to tracking error

*Investors should consult their financial advisers if in doubt about whether the product is suitable for them.

Riskometer

Fund

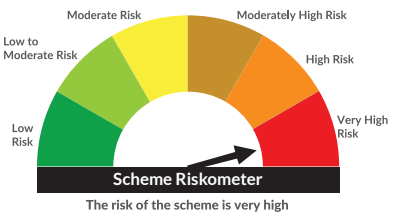

The risk of the scheme is very high

Nifty 500 TRI

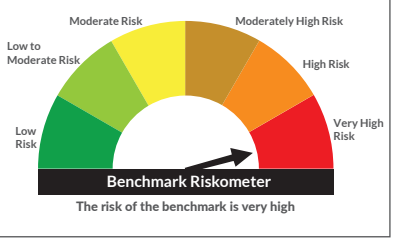

The risk of the benchmark is very high

Distributed by:

Mutual Fund investments are subject to market risks, read all scheme related documents carefully.