

AXIS NIFTY 500 INDEX FUND

(An Open-Ended Index Fund tracking Nifty 500 TRI)

Registration Number: MF/061/09/02

About the Fund

- Nifty 500 – typically covers over 90% of Market Cap (India's listed universe)
- More Diversification: Diversified across Large Cap, Mid Cap and Small Cap with more balanced stock allocation.
- India's economy is expected undergo rapid and sustained expansion over the next few decades – this may create a massive opportunity for investors.

Why invest in AXIS NIFTY 500 INDEX FUND?



Risk Reward
Wider Market-cap Coverage, More sector and stock-level diversification leading to potentially better risk-reward



Diversification
Nifty 500 Index consist of 500 companies spread across 21 sectors.



Lower Volatility vs Mid and Smallcaps



Lower Expenses
Index Funds have relatively lower expenses than actively managed funds.

*The above framework is broadly indicative and the fund manager may change the framework depending on the market conditions

Top 10 stocks












HDFC Bank Limited	5.9%
ICICI Bank Limited	4.6%
Reliance Industries Limited	4.6%
Bharti Airtel Limited	2.9%
Larsen & Toubro Limited	2.5%
Infosys Limited	2.1%
State Bank of India	2.1%
Axis Bank Limited	1.9%
Kotak Mahindra Bank Limited	1.5%
ITC Limited	1.4%

Top 10 Sectors

Financial Services	30.2%
Capital Goods	7.3%
Oil, Gas & Consumable Fuels	7.2%
Automobile and Auto Components	7.1%
Healthcare	6.9%
Information Technology	6.4%
Fast Moving Consumer Goods	5.6%
Metals & Mining	4.4%
Power	3.8%
Telecommunication	3.7%

Current Portfolio Allocation is based on the prevailing market conditions and is subject to changes depending on the fund manager's view of the equity markets.

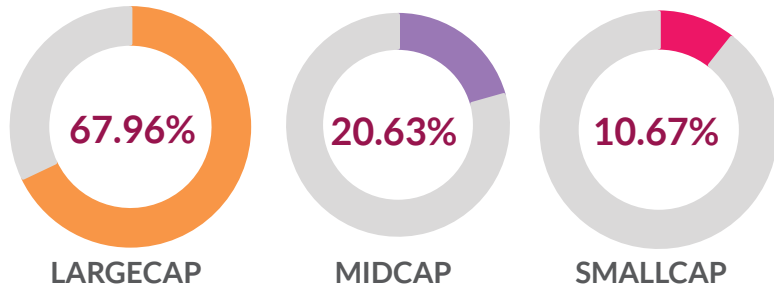
Investing Facts

 Category Index Fund	 Inception Date 12th July 2024	 Benchmark Nifty 500 TRI	 Minimum Application SIP - Systematic Investment Plan Lumpsum ₹ 100 & multiples of ₹ 1 Monthly SIP ₹ 100 & multiples of ₹ 1	 Fund Manager
 AUM ₹ 300.49 Cr.	 Options^{^^} Growth & IDCW [®] <small>®IDCW means Income Distribution cum Capital Withdrawal.</small>	 Entry Load NA	 Exit Load If redeemed/ switched out within 15 days from the date of allotment: 0.25% If redeemed/ switched out after 15 days from the date of allotment: Nil	 Nandik Malik 20 years of experience. He has been managing this fund since 6th March 2026.
				 Rohit Gautam 18 years of experience. He has been managing this fund since 6th March 2026.

Note: To view asset class wise AUM & AAUM for categories of the Scheme & geographical spread refer <https://www.axismf.com/statutory-disclosures>
<https://www.axismf.com/1/5/464/671/674/GeographicalAUMreportrequiredMAY2026.pdf>

^{^^}For detailed disclosure on plans and options, kindly refer SID.

Current market cap split (% NAV)

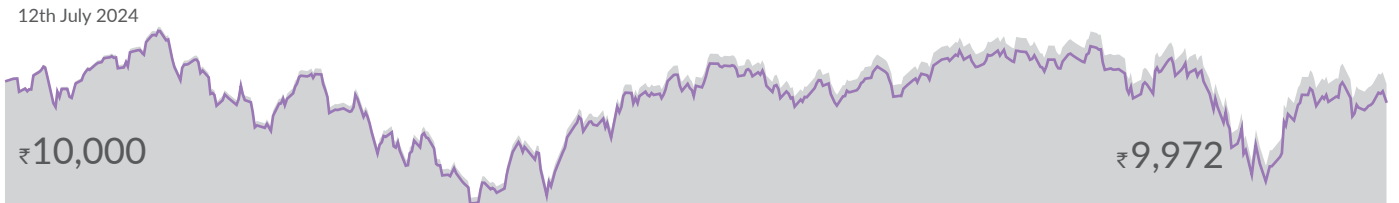


Tracking Error

0.19%

Performance (NAV Movement)

■ Axis Nifty 500 Index Fund - Regular Plan - Growth Option
 ■ Nifty 500 TRI (Benchmark)



	1 Year		3 Years [®]		5 Years [®]		Since Inception	
	CAGR (%)	Current Value of Investment of ₹ 10,000/-	CAGR (%)	Current Value of Investment of ₹ 10,000/-	CAGR (%)	Current Value of Investment of ₹ 10,000/-	CAGR (%)	Current Value of Investment of ₹ 10,000/-
Axis Nifty 500 Index Fund - Regular Plan - Growth Option	-0.92%	9,908	NA	NA	NA	NA	-1.32%	9,754
Nifty 500 TRI (Benchmark)	0.28%	10,028	NA	NA	NA	NA	-0.15%	9,972
Nifty 50 TRI (Additional Benchmark)	-3.85%	9,616	NA	NA	NA	NA	-1.07%	9,800

Past performance may or may not be sustained in future. Since inception (12th July 2024). The performance data for 3 & 5 years period has not been provided, since scheme is in existence for less than 3 year. Different plans have different expense structure. Nandik Malik is managing the scheme since 6th March 2026 and he manages 25 schemes of Axis Mutual Fund. Rohit Gautam is managing the scheme since 6th March 2026 and he manages 23 schemes of Axis Mutual Fund. Returns greater than 1 year are Compounded Annual Growth Rates (CAGR). Face value ₹10 per unit.

Please click on link https://transact.axismf.com/cms/sites/default/files/Statutory/WDP_Annexure_May.pdf to view the performance of other schemes currently managed by the fund manager.

Note: In case you require physical copy of this document request you to kindly take the printout to review the fund managers performance of other schemes managed by him from the above link given.

Data as on 29th May 2026.

It is to be distinctly understood that the permission given by NSE should not in any way be deemed or construed that the Scheme Information Document has been cleared or approved by NSE nor does it certify the correctness or completeness of any of the contents of the Draft Scheme Information Document. The investors are advised to refer to the Scheme Information Document for the full text of the 'Disclaimer Clause of NSE.

The AXIS NIFTY 500 INDEX FUND offered by "the issuer" is not sponsored, endorsed, sold or promoted by NSE INDICES LIMITED (formerly known as India Index Services & Products Limited (IISL)). NSE INDICES LIMITED does not make any representation or warranty, express or implied (including warranties of merchantability or fitness for particular purpose or use) and disclaims all liability to the owners of AXIS NIFTY 500 INDEX FUND or any member of the public regarding the advisability of investing in securities generally or in the AXIS NIFTY 500 INDEX FUND linked to Nifty 100 Index TRI or particularly in the ability of the Nifty 100 Index TRI to track general stock market performance in India. Please read the full Disclaimers in relation to the Nifty 100 Index TRI in the in the Offer Document/ Prospectus/ Scheme Information Document.

Nandik Malik is Managing Axis Nifty 500 Index Fund, Axis NIFTY Bank ETF, Axis BSE SENSEX ETF, Axis NIFTY India Consumption ETF, Axis NIFTY Healthcare ETF, Axis Nifty 50 Index Fund, Axis Nifty Bank Index Fund, Axis NIFTY 50 ETF, Axis Nifty 100 Index Fund, Axis Nifty IT Index Fund, Axis Nifty Midcap 50 Index Fund, Axis Nifty Next 50 Index Fund, Axis Nifty Smallcap 50 Index Fund, Axis BSE Sensex Index Fund, Axis NIFTY IT ETF, Axis Nifty500 Value 50 Index Fund, Axis Nifty500 Momentum 50 Index Fund, Axis Nifty500 Value 50 ETF, Axis Nifty500 Quality 50 Index Fund and Axis BSE India Sector Leaders Index Fund since 6th Mar, 2026, Axis Multi Factor Passive FoF since 1st Apr, 2026, Axis Nifty India Defence Index Fund since 29th Apr, 2026, Axis Quant Fund, Axis Momentum Fund since 16th May, 2026 and Axis Nifty Capital Markets Index Fund since 20th May, 2026.

Rohit Gautam is Managing Axis Nifty 500 Index Fund, Axis NIFTY Bank ETF, Axis BSE SENSEX ETF, Axis NIFTY India Consumption ETF, Axis NIFTY Healthcare ETF, Axis Nifty 50 Index Fund, Axis Nifty Bank Index Fund, Axis NIFTY 50 ETF, Axis Nifty 100 Index Fund, Axis Nifty IT Index Fund, Axis Nifty Midcap 50 Index Fund, Axis Nifty Next 50 Index Fund, Axis Nifty Smallcap 50 Index Fund, Axis BSE Sensex Index Fund, Axis NIFTY IT ETF, Axis Nifty500 Value 50 Index Fund, Axis Nifty500 Momentum 50 Index Fund, Axis Nifty500 Value 50 ETF, Axis Nifty500 Quality 50 Index Fund and Axis BSE India Sector Leaders Index Fund since 6th Mar, 2026, Axis Multi Factor Passive FoF since 1st Apr, 2026, Axis Nifty India Defence Index Fund since 29th Apr, 2026 and Axis Nifty Capital Markets Index Fund since 20th May, 2026.

Market caps are defined as per SEBI regulations as below: a. Large Cap: 1st -100th company in terms of full market capitalization. b. Mid Cap: 101st -250th company in terms of full market capitalization. c. Small Cap: 251st company onwards in terms of full market capitalization.

Axis Bank Ltd. is not liable or responsible for any loss or shortfall resulting from the operation of the scheme.

For Digital use only.

AXIS NIFTY 500 INDEX FUND

(An Open-Ended Index Fund tracking Nifty 500 TRI)

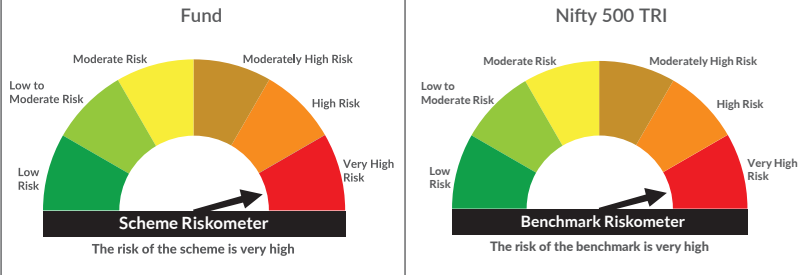
Benchmark : Nifty 500 TRI

This product is suitable for investors who are seeking*:

- Long term wealth creation solution
- An index fund that seeks to track returns by investing in a basket of Nifty 500 TRI stocks and aims to achieve returns of the stated index, subject to tracking error

*Investors should consult their financial advisers if in doubt about whether the product is suitable for them.

Riskometer



Distributed by:

Mutual Fund investments are subject to market risks, read all scheme related documents carefully.