

# AXIS NIFTY 100 INDEX FUND

(An open-ended index fund tracking the NIFTY 100 Index)

Registration Number: MF/061/09/02

## About the Fund

- Nifty 100 essentially captures the entire large cap universe in the market.
- The Nifty 100 tracks the behavior of combined portfolio of two indices viz. Nifty 50 and Nifty Next 50.
- Nifty 50 is typically used as a large cap substitute consisting of large bluechip companies. However, Nifty Next 50 Index also offers attractive opportunities as there are many well-established and mature companies.

## Why invest in AXIS NIFTY 100 INDEX FUND?



**Market Leaders**  
NIFTY 100 represents top 100 companies based on full market capitalisation from NIFTY 500.



**Diversification**  
Nifty 100 Index consist of 100 companies spread across 16 Industries.



**Lower Volatility vs Mid and Smallcaps**



**Lower Expenses**  
Index Funds have relatively lower expenses than actively managed funds.

\*The above framework is broadly indicative and the fund manager may change the framework depending on the market conditions

## Top 10 stocks












HDFC Bank Limited	8.6%
ICICI Bank Limited	6.7%
Reliance Industries Limited	6.7%
Bharti Airtel Limited	4.2%
Larsen & Toubro Limited	3.6%
Infosys Limited	3.1%
State Bank of India	3.0%
Axis Bank Limited	2.8%
Kotak Mahindra Bank Limited	2.1%
ITC Limited	2.1%

## Top 10 Sectors

Financial Services	32.2%
Oil, Gas & Consumable Fuels	9.4%
Information Technology	7.2%
Automobile and Auto Components	7.1%
Fast Moving Consumer Goods	6.4%
Metals & Mining	5.0%
Healthcare	5.0%
Power	4.4%
Capital Goods	4.3%
Telecommunication	4.2%

Current Portfolio Allocation is based on the prevailing market conditions and is subject to changes depending on the fund manager's view of the equity markets.

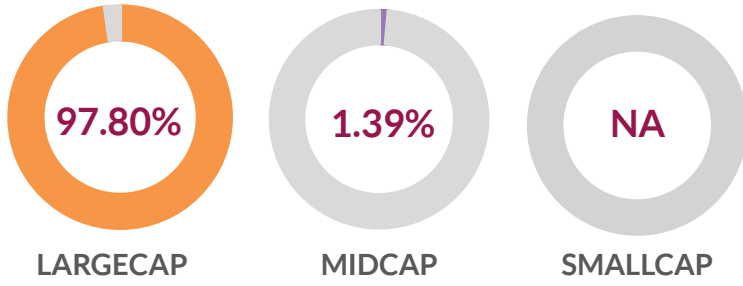
## Investing Facts

 <b>Category</b> Index Fund	 <b>Inception Date</b> 18th October 2019	 <b>Benchmark</b> NIFTY 100 Index TRI	 <b>Minimum Application</b> SIP - Systematic Investment Plan Lumpsum ₹ 100 & multiples of ₹ 1 Monthly SIP ₹ 100 & multiples of ₹ 1	 <b>Fund Manager</b>  <b>Nandik Malik</b> 20 years of experience. He has been managing this fund since 6th April 2026.  <b>Rohit Gautam</b> 18 years of experience. He has been managing this fund since 6th April 2026.
 <b>AUM</b> ₹ 1966.48 Cr.	 <b>Entry Load</b> NA	 <b>Exit Load</b> Nil	 <b>Options</b> <sup>^^</sup> Growth & IDCW <sup>@</sup> @IDCW means Income Distribution cum Capital Withdrawal.	

Note: To view asset class wise AUM & AAUM for categories of the Scheme & geographical spread refer <https://www.axismf.com/statutory-disclosures>  
<https://www.axismf.com/1/5/464/671/674/GeographicalAUMreportrequiredMAY2026.pdf>

^^For detailed disclosure on plans and options, kindly refer SID.

## Current market cap split (% NAV)



## Tracking Error

0.05%

## Performance (NAV Movement)

- Axis Nifty 100 Index Fund - Regular Plan - Growth Option
- NIFTY 100 Index TRI (Benchmark)

18th October 2019

₹10,000

29th May 2026

₹20,886

₹22,369

	1 Year		3 Years		5 Years		Since Inception	
	CAGR (%)	Current Value of Investment of ₹ 10,000/-	CAGR (%)	Current Value of Investment of ₹ 10,000/-	CAGR (%)	Current Value of Investment of ₹ 10,000/-	CAGR (%)	Current Value of Investment of ₹ 10,000/-
Axis Nifty 100 Index Fund - Regular Plan - Growth Option	-2.80%	9,721	10.24%	13,394	9.40%	15,668	11.77%	20,886
NIFTY 100 Index TRI (Benchmark)	-1.88%	9,812	11.28%	13,776	10.48%	16,457	12.94%	22,369
Nifty 50 TRI (Additional Benchmark)	-3.85%	9,616	9.54%	13,140	9.88%	16,012	12.46%	21,743

**Past performance may or may not be sustained in future.** Since inception ( 18th October 2019). Different plans have different expense structure. Nandik Malik is managing the scheme since 6th March 2026 and he manages 25 schemes of Axis Mutual Fund. Rohit Gautam is managing the scheme since 6th March 2026 and he manages 23 schemes of Axis Mutual Fund. Returns greater than 1 year are Compounded Annual Growth Rates (CAGR). Face value ₹10 per unit.

Please click on link [https://transact.axismf.com/cms/sites/default/files/Statutory/WDP\\_Annexure\\_May.pdf](https://transact.axismf.com/cms/sites/default/files/Statutory/WDP_Annexure_May.pdf) to view the performance of other schemes currently managed by the fund manager.

Note: In case you require physical copy of this document request you to kindly take the printout to review the fund managers performance of other schemes managed by him from the above link given.

Data as on 29th May 2026.

It is to be distinctly understood that the permission given by NSE should not in any way be deemed or construed that the Scheme Information Document has been cleared or approved by NSE nor does it certify the correctness or completeness of any of the contents of the Draft Scheme Information Document. The investors are advised to refer to the Scheme Information Document for the full text of the 'Disclaimer Clause of NSE.

The Axis Nifty 100 Index Fund offered by "the issuer" is not sponsored, endorsed, sold or promoted by NSE INDICES LIMITED {formerly known as India Index Services & Products Limited (IISL)}. NSE INDICES LIMITED does not make any representation or warranty, express or implied (including warranties of merchantability or fitness for particular purpose or use) and disclaims all liability to the owners of Axis Nifty 100 Index Fund or any member of the public regarding the advisability of investing in securities generally or in the Axis Nifty 100 Index Fund linked to Nifty 100 Index TRI or particularly in the ability of the Nifty 100 Index TRI to track general stock market performance in India. Please read the full Disclaimers in relation to the Nifty 100 Index TRI in the in the Offer Document/ Prospectus/ Scheme Information Document.

Nandik Malik is Managing Axis Nifty 500 Index Fund, Axis NIFTY Bank ETF, Axis BSE SENSEX ETF, Axis NIFTY India Consumption ETF, Axis NIFTY Healthcare ETF, Axis Nifty 50 Index Fund, Axis Nifty Bank Index Fund, Axis NIFTY 50 ETF, Axis Nifty 100 Index Fund, Axis Nifty IT Index Fund, Axis Nifty Midcap 50 Index Fund, Axis Nifty Next 50 Index Fund, Axis Nifty Smallcap 50 Index Fund, Axis BSE Sensex Index Fund, Axis NIFTY IT ETF, Axis Nifty500 Value 50 Index Fund, Axis Nifty500 Momentum 50 Index Fund, Axis Nifty500 Value 50 ETF, Axis Nifty500 Quality 50 Index Fund and Axis BSE India Sector Leaders Index Fund since 6th Mar, 2026, Axis Multi Factor Passive FoF since 1st Apr, 2026, Axis Nifty India Defence Index Fund since 29th Apr, 2026, Axis Quant Fund, Axis Momentum Fund since 16th May, 2026 and Axis Nifty Capital Markets Index Fund since 20th May, 2026.

Rohit Gautam is Managing Axis Nifty 500 Index Fund, Axis NIFTY Bank ETF, Axis BSE SENSEX ETF, Axis NIFTY India Consumption ETF, Axis NIFTY Healthcare ETF, Axis Nifty 50 Index Fund, Axis Nifty Bank Index Fund, Axis NIFTY 50 ETF, Axis Nifty 100 Index Fund, Axis Nifty IT Index Fund, Axis Nifty Midcap 50 Index Fund, Axis Nifty Next 50 Index Fund, Axis Nifty Smallcap 50 Index Fund, Axis BSE Sensex Index Fund, Axis NIFTY IT ETF, Axis Nifty500 Value 50 Index Fund, Axis Nifty500 Momentum 50 Index Fund, Axis Nifty500 Value 50 ETF, Axis Nifty500 Quality 50 Index Fund and Axis BSE India Sector Leaders Index Fund since 6th Mar, 2026, Axis Multi Factor Passive FoF since 1st Apr, 2026, Axis Nifty India Defence Index Fund since 29th Apr, 2026 and Axis Nifty Capital Markets Index Fund since 20th May, 2026.

Market caps are defined as per SEBI regulations as below: a. Large Cap: 1st -100th company in terms of full market capitalization. b. Mid Cap: 101st -250th company in terms of full market capitalization. c. Small Cap: 251st company onwards in terms of full market capitalization.

Axis Bank Ltd. is not liable or responsible for any loss or shortfall resulting from the operation of the scheme.

For Digital use only.

## Axis Nifty 100 Index Fund

(An Open Ended Index Fund tracking the NIFTY 100 Index)

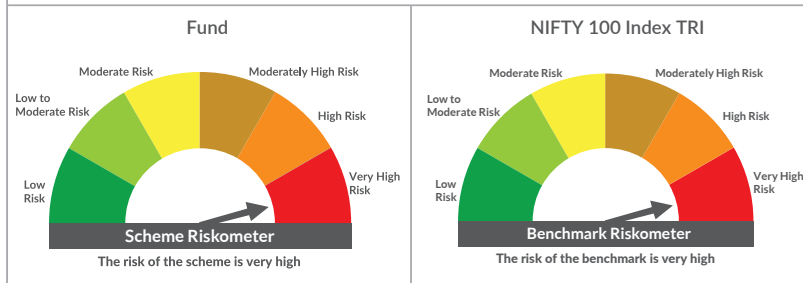
Benchmark : NIFTY 100 Index TRI

This product is suitable for investors who are seeking\*:

- Long term wealth creation solution.
- An index fund that seeks to track returns by investing in a basket of Nifty 100 Index stocks and aims to achieve returns of the stated index, subject to tracking error.

\*Investors should consult their financial advisers if in doubt about whether the product is suitable for them.

### Riskometer



**Mutual Fund investments are subject to market risks, read all scheme related documents carefully.**