

Axis Nifty Smallcap 50 Index Fund

Apr-2026

Registration Name & Number : -
Axis Mutual Fund MF/061/09/02



Axis Nifty Smallcap 50 Index Fund

About the fund



Axis Nifty Smallcap 50 Index Fund

Scheme Details



Type of Scheme

An Open Ended Index Fund tracking the NIFTY SMALLCAP 50 Index



Minimum Investment

₹100 and in multiples of ₹1 thereafter



Entry Load

NA



Exit Load

NIL



AUM (In Cr) (As of 30-Apr-26)

₹ 615.46



Benchmark

NIFTY Smallcap 50 Index TRI



Inception Date

10-Mar-2022



Investment Objective

To provide returns before expenses that closely corresponds to the total returns of the NIFTY SMALLCAP 50 subject to tracking errors. There is no assurance that the investment objective of the scheme will be achieved.



Fund Manager

Mr. Nandik Mallik

Mr. Rohit Gautam



TER (As of 30-Apr-26)

Regular – 1.05%

Direct – 0.27%

BER (As of 30-Apr-26)

Regular – 0.90%

Direct – 0.23%




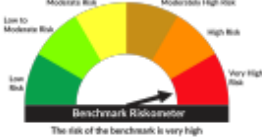
Tracking Error (As of 30-Apr-26)

Regular – 0.11%, Direct-0.10%

Axis Nifty Smallcap 50 Index Fund

(An Open-Ended Index Fund tracking the NIFTY Smallcap 50 TRI)

Benchmark: NIFTY Smallcap 50 Index TRI

Fund Name & Benchmark	Product Labelling	Product Riskometer	Benchmark Riskometer
<p>Axis Nifty Smallcap 50 Index Fund</p> <p>(An Open Ended Index Fund tracking the NIFTY SMALLCAP 50 Index)</p> <p>Benchmark: Nifty Smallcap 50 Index TRI</p>	<p>This product is suitable for investors who are seeking*</p> <ul style="list-style-type: none"> • Long term wealth creation solution • An index fund that seeks to track returns by investing in a basket of Nifty Smallcap 50 Index stocks and aims to achieve returns of the stated index, subject to tracking error. <p>*Investors should consult their financial advisers if in doubt about whether the product is suitable for them.</p>		

Scheme Performance

Axis Nifty Smallcap 50 Index Fund

Fund Name	Date of inception	1 Year		3 Years		5 Years		Since Inception	
		CAGR (%)	Point-to-Point returns on Standard Investment of Rs. 10,000/-	CAGR (%)	Point-to-Point returns on Standard Investment of Rs. 10,000/-	CAGR (%)	Point-to-Point returns on Standard Investment of Rs. 10,000/-	CAGR (%)	Point-to-Point returns on Standard Investment of Rs. 10,000/-
Axis Nifty Smallcap 50 Index Fund - Regular Plan - Growth	10-Mar-22	10.08%	11,008	24.27%	19,223	NA	NA	15.41%	18,109
Nifty Smallcap 50 TRI (Benchmark)		11.35%	11,135	26.40%	20,234	NA	NA	17.35%	19,401
Nifty 50 TRI (Additional Benchmark)		-0.28%	9,972	11.18%	13,753	NA	NA	10.56%	15,157
Axis Nifty Smallcap 50 Index Fund - Direct Plan - Growth	10-Mar-22	10.89%	11,089	25.17%	19,646	NA	NA	16.26%	18,666
Nifty Smallcap 50 TRI (Benchmark)		11.35%	11,135	26.40%	20,234	NA	NA	17.35%	19,401
Nifty 50 TRI (Additional Benchmark)		-0.28%	9,972	11.18%	13,753	NA	NA	10.56%	15,157

Past performance may or may not be sustained in future. Different plans have different expense structure. Nandik Malik is managing the scheme since 6th March 2026 and he manages 22 schemes of Axis Mutual Fund & Rohit Gautam is managing the scheme since 6th March 2026 and he manages 20 schemes of Axis Mutual Fund . Please refer to https://www.axismf.com/cms/sites/default/files/Statutory/WDP_Annexure_Q4.pdf performance of all schemes managed by the fund manager. Returns greater than 1 year period are compounded annualised (CAGR). Face Value per unit : ₹10.

Axis Nifty Smallcap 50 Index Fund

Exposure to India's top 50 small-cap companies

Axis Nifty Smallcap 50 Index fund aims to offers exposure to top 50 small-cap companies forming part of Nifty Smallcap 50 Index.

Methodology Snapshot -

- **Universe** – Constituents are selected from members of the Nifty Small-cap 250 index
- **Stock Selection** – Stocks are selected based on full market cap and liquidity (daily turnover)
- **Index Weighting & Rebalancing** – Constituents are weighted based on free float market cap and rebalanced semi-annually

	Time Period	Nifty Smallcap 50 TRI	Nifty Smallcap 250 TRI
CAGR	1 Year	11.3%	9.6%
	3 Year	26.5%	22.0%
	5 Year	16.4%	19.0%
	10 Year	13.0%	15.7%
	15 Year	10.6%	13.9%
Volatility	15 Year	22.0%	18.9%



AUM (In Cr)
₹ 615.46



Inception Date
10-Mar-2022



Total Expense Ratio

Regular – 1.05%
Direct- 0.27%

Base Expense Ratio

Regular- 0.90%
Direct- 0.23%



Tracking Error

Regular – 0.11%
Direct- 0.10%

Nifty Smallcap 50 Index

Deep Dive




Why consider Smallcap 50 Category ?



*Higher
Growth
Potential*



*Risk &
Reward
Balance*



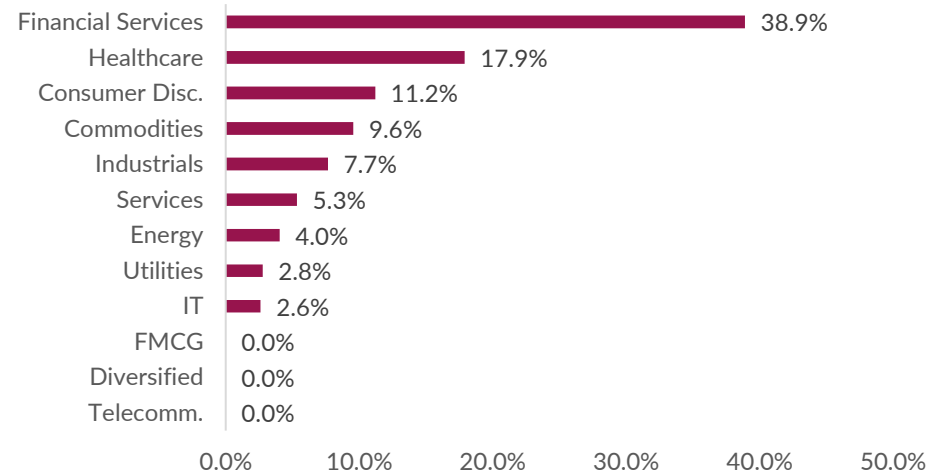
*Increasing
Domestic
Tailwinds*

Index Composition : Nifty SmallCap 50

Top 10 Constituents

Company Name	Weight (%)
KARUR VYSYA BANK LTD.	3.8%
SONA BLW PRECISION FORGINGS LTD.	3.7%
DELHIVERY LTD.	3.6%
NAVIN FLUORINE INTERNATIONAL LTD.	3.4%
PIRAMAL FINANCE LTD.	3.3%
CENTRAL DEPOSITORY SERVICES (INDIA) LTD.	3.1%
RBL BANK LTD.	2.8%
ANGEL ONE LTD.	2.7%
PNB HOUSING FINANCE LTD.	2.7%
CITY UNION BANK LTD.	2.7%
Top 10 Total Weight	31.9%

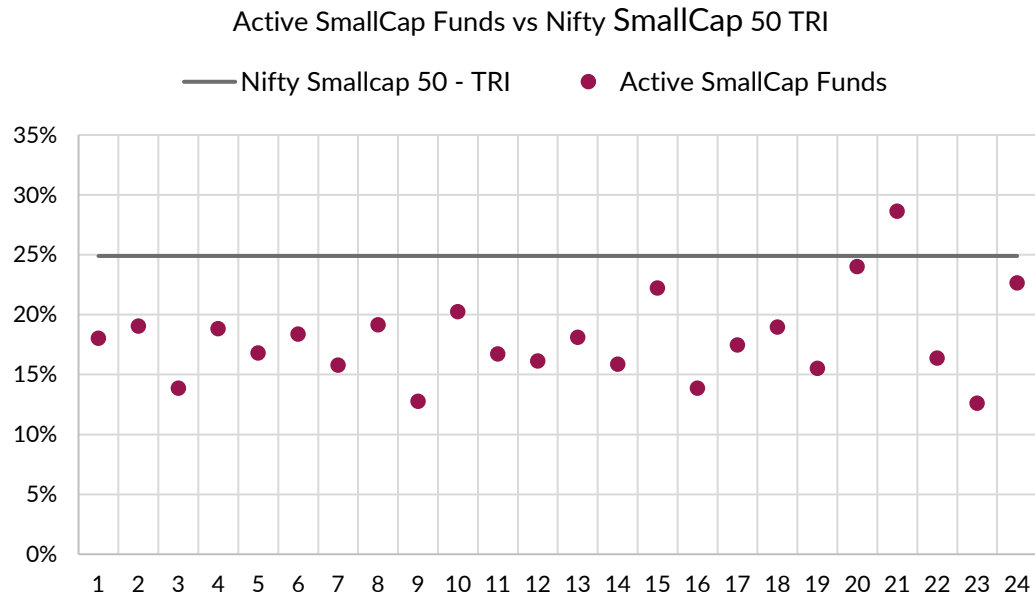
NIFTY SMALLCAP 50



SEBI Size	NIFTY SMALLCAP 50
Large Cap	0.0%
Mid Cap	10.9%
Small Cap	89.1%
Total	100.0%

Comparison with active counterparts

3 Year CAGR



Data as of 30-Jan-2026

Number of Schemes Outperforming Benchmark	Number of Schemes Underperforming Benchmark
1	23

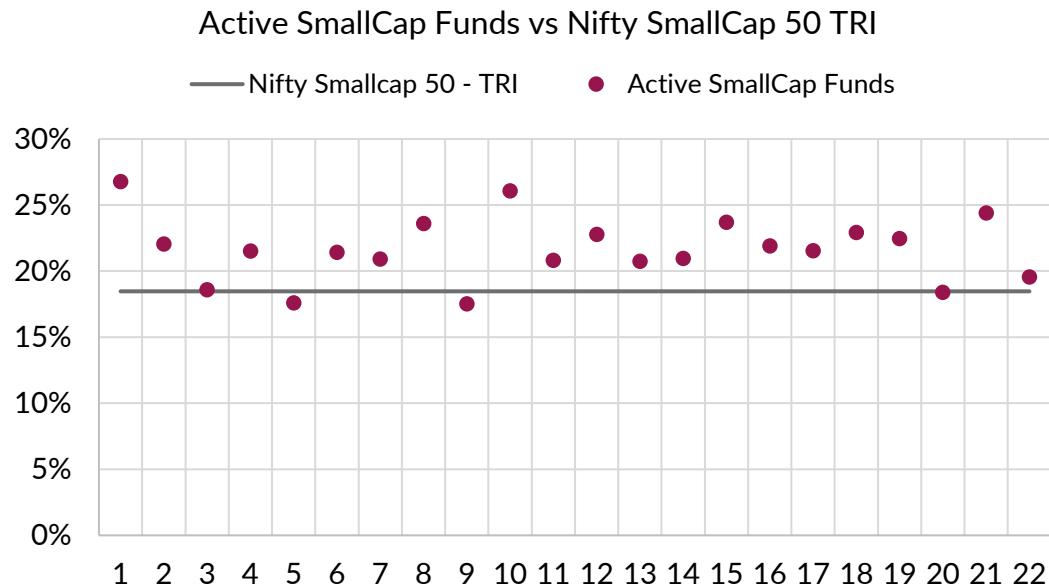
- Funds plotted above the benchmark line indicate outperformance; those below indicate underperformance.
- Nifty Smallcap 50 TRI, that selects stocks based on market cap and liquidity parameters, noted outperformance to 23 out of 24 active Smallcap funds based on 3 yr CAGR, as of Jan 2026.
- 94% of total INR 3.4 lakh crore active small-cap category AUM is underperforming the benchmark.

% of AUM Outperforming Benchmark	% of AUM Underperforming Benchmark
6%	94%

Source: BSE Nifty Indices, Data as of 30-Jan-2026. Past performance may or may not be sustained in the future. The above information should not be construed as promise, guarantee or forecast of returns. Table / Charts mentioned above are used to explain the concept and is for illustration purpose only.

Comparison with active counterparts

5 Year CAGR



Data as of 30-Jan-2026

Number of Schemes Outperforming Benchmark	Number of Schemes Underperforming Benchmark
19	3

- Funds plotted above the benchmark line indicate outperformance; those below indicate underperformance.
- Nifty Smallcap 50 TRI, that selects stocks based on market cap and liquidity parameters, noted outperformance to 3 out of 22 active Smallcap funds based on 5 yr CAGR, as of Jan 2026.
- 12.5% of total INR 3.3 lakh crore active small-cap category AUM is underperforming the benchmark.

% of AUM Outperforming Benchmark	% of AUM Underperforming Benchmark
87.5%	12.5%

Source: BSE Nifty Indices, Data as of 30-Jan-2026. Past performance may or may not be sustained in the future. The above information should not be construed as promise, guarantee or forecast of returns. Table / Charts mentioned above are used to explain the concept and is for illustration purpose only.

Nifty Smallcap 50 Index showed strong fundamentals

Return on Equity



48%
Constituents

Posted Return on Equity above 15 % over the last year

Leverage Ratio



54%
Constituents

Maintain a Debt to equity ratio below 40%

EPS Growth

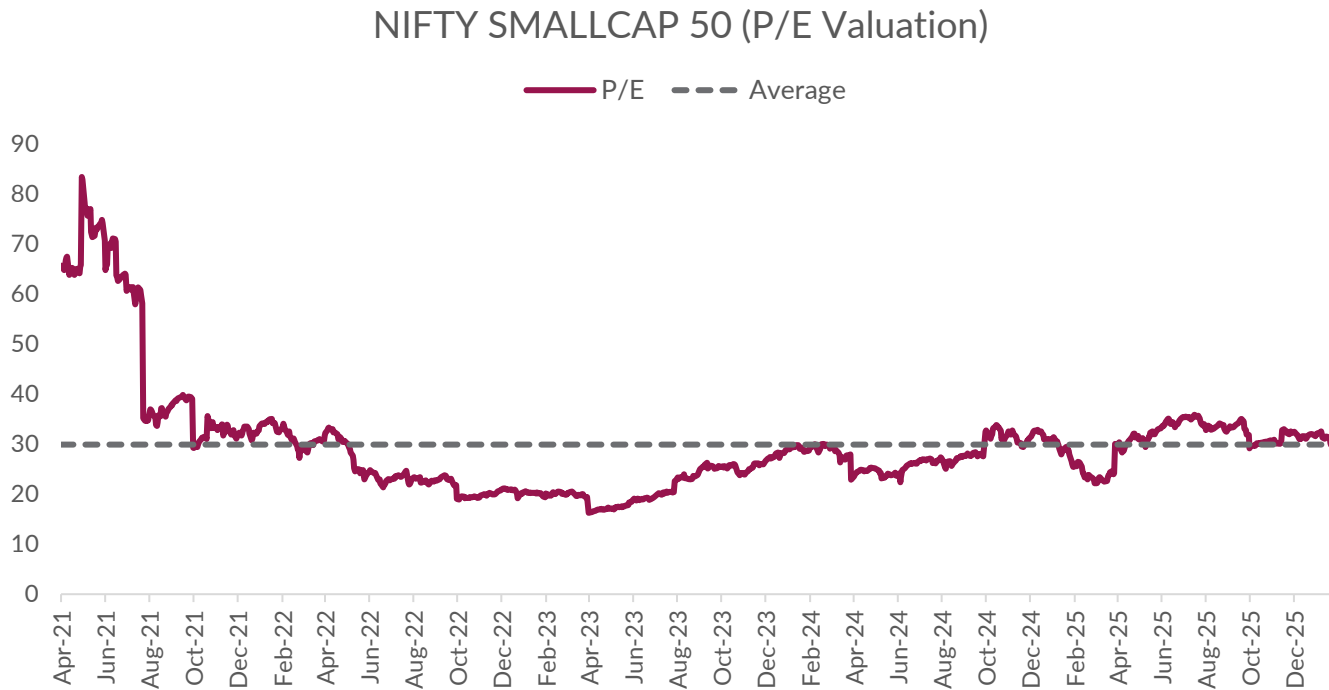


52%
Constituents

Achieved EPS growth above 15% CAGR over 5 years.

Many of the constituents in the Nifty Smallcap 50 Index demonstrated solid fundamentals when evaluated using widely accepted criteria.

Valuations has moderated around average



As of Jan 30, 2026, the PE ratio of the Nifty Smallcap 50 Index is near to its historical average

*The average of the P/E ratio are calculated based on the trailing historical data from Apr-21. These metrics are for informational purposes only and do not constitute investment advice.

Why Axis AMC



Why AXIS AMC

- Axis AMC is one of the **prominent asset management companies** with an overall AUM exceeding INR 3,50,000 crore and over 1 crore active investor accounts, enjoying strong brand recognition and investor
- A committed and skilled **leadership team concentrating on Passive Funds.**
- Continuous research accompanied by **valuable data insights** tailored to monitor and advise on established & emerging investment ideas
- A **diverse selection of passive funds**, featuring a total of 37 options across equity, debt, and commodities
- Research initiatives spearheaded by professional with extensive experience of over 15 years working domestic and international index providers, NSE, BSE, and S&P Dow Jones Indices.

Annexure



Statutory Details: Axis Bank Limited is not liable or responsible for any loss or shortfall resulting from the operation of the scheme.

This document represents the views of Axis Asset Management Co. Ltd. and must not be taken as the basis for an investment decision. Neither Axis Mutual Fund, Axis Mutual Fund Trustee Limited nor Axis Asset Management Company Limited, its Directors or associates shall be liable for any damages including lost revenue or lost profits that may arise from the use of the information contained herein. No representation or warranty is made as to the accuracy, completeness or fairness of the information and opinions contained herein. The AMC reserves the right to make modifications and alterations to this statement as may be required from time to time.

This presentation has been prepared and issued on the basis of internal data, publicly available information and other sources believed to be reliable. The information contained in this document is for general purposes only and not a complete disclosure of every material fact and terms and conditions. The information / data herein alone is not sufficient and shouldn't be used for the development or implementation of an investment strategy. It should not be construed as investment advice to any party. Past performance may or may not be sustained in the future.

Any calculations made are approximations, meant as guidelines only, which you must confirm before relying on them. The information given is for general purposes only. Past performance may or may not be sustained in future. The current investment strategies are subject to change depending on market conditions. All opinions, figures, charts/graphs, estimates and data included in this presentation are as on date and are subject to change without notice. The statements contained herein may include statements of future expectations and other forward-looking statements that are based on our current views and assumptions and involve known and unknown risks and uncertainties that could cause actual results, performance or events to differ materially from those expressed or implied in such statements. Readers shall be fully responsible / liable for any decision taken on the basis of this presentation. Investments in Securities are subject to market and other risks and there is no assurance or guarantee that the objectives of any of the Schemes will be achieved. The scheme may not be suited to all categories of investors.

The material is based upon information that we consider reliable, but we do not represent that it is accurate or complete, and it should not be relied upon as such. Opinions, if any, expressed are our opinions as of the date of appearing on this material only. While we endeavor to update on a reasonable basis the information discussed in this material, there may be regulatory, compliance, or other reasons that prevent us from doing so. Recipient shall understand that the aforementioned statements cannot disclose all the risks and characteristics. The recipient is requested to take into consideration all the risk factors including their financial condition, suitability to risk return, etc. and take professional advice before investing.

NSE Disclaimer:

It is to be distinctly understood that the permission given by NSE should not in any way be deemed or construed that the SIDs / Schemes of Axis MF has been cleared or approved by NSE nor does it certify the correctness or completeness of any of the contents of the SIDs. The investors are advised to refer to the SIDs for the full text of the 'Disclaimer Clause of NSE.

The fund manager(s) may or may not choose to hold the stock mentioned, from time to time. Investors are requested to consult their financial, tax and other advisors before taking any investment decision(s).

The TER of the Scheme is subject to change at the discretion of AMC within the limits specified in Scheme Information Document. Investors are requested to visit Axis Mutual Fund website to view the current TER of the Scheme at the time of investments (<https://www.axismf.com/total-expense-ratio>).

Mutual Fund Investments are subject to market risks, read all scheme related documents carefully.

Thank you!