

# Axis BSE Sensex Index Fund

Mar-2026

# Axis BSE Sensex Index Fund

About the fund



# Axis BSE Sensex Index Fund

## Scheme Details



### Type of Scheme

An Open Ended Index Fund tracking the BSE Sensex TRI



### Minimum Investment

₹500 and ₹1 thereafter



### Entry Load

NA



### Exit Load

If redeemed/switched out within 7 days from the date of investment/allotment: 0.25%, If redeemed/switched out after 7 days from the date of investment/allotment: Nil



### AUM (In Cr) (As of 31-Mar-26)

₹ 59.78



### Benchmark

BSE Sensex TRI



### Inception Date

27-Feb-2024



### Investment Objective

To provide returns before expenses that corresponds to the total returns of the BSE Sensex TRI subject to tracking errors. There is no assurance that the investment objective of the scheme will be achieved.



### Fund Manager

Mr. Nandik Malik and Mr. Rohit Gautam



### Total Expense Ratio (As of 31-Mar-26)

Regular - 0.70%

Direct - 0.10%



### Tracking Error (As of 31-Mar-26)


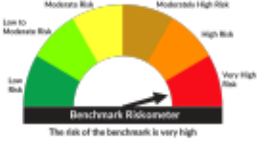
Regular - 0.15%

Direct - 0.15%

# Axis BSE Sensex Index Fund

(An Open-Ended Index Fund tracking the BSE Sensex TRI)

Benchmark: BSE Sensex TRI

Fund Name & Benchmark	Product Labelling	Product Riskometer	Benchmark Riskometer
<p><b>Axis BSE Sensex Index Fund</b></p> <p>(An Open Ended Index Fund tracking the BSE Sensex TRI)</p> <p>Benchmark: BSE Sensex TRI</p>	<p>This product is suitable for investors who are seeking*</p> <ul style="list-style-type: none"> <li>• Long term wealth creation solution</li> <li>• An index fund that seeks to track returns by investing in a basket of BSE Sensex TRI stocks and aims to achieve returns of the stated index, subject to tracking error.</li> </ul> <p>*Investors should consult their financial advisers if in doubt about whether the product is suitable for them.</p>		

# Scheme Performance

Axis BSE Sensex Index Fund									
	1 Year		3 Years		5 Years		Since Inception		Date of Inception
	CAGR(%)	Current Value of Investment of ₹10,000/-	CAGR(%)	Current Value of Investment of ₹10,000/-	CAGR(%)	Current Value of Investment of ₹10,000/-	CAGR(%)	Current Value of Investment of ₹10,000/-	
Axis BSE Sensex Index Fund - Regular - Growth	-6.48%	9349	NA	NA	NA	NA	-0.28%	9942	27-Feb-24
BSE Sensex TRI (Benchmark)	-5.98%	9399	NA	NA	NA	NA	0.36%	10076	
Nifty 50 TRI (Additional Benchmark)	-3.97%	9601	NA	NA	NA	NA	1.42%	10299	
Axis BSE Sensex Index Fund - Direct - Growth	-5.91%	9406	NA	NA	NA	NA	0.29%	10061	27-Feb-24
BSE Sensex TRI (Benchmark)	-5.98%	9399	NA	NA	NA	NA	0.36%	10076	
Nifty 50 TRI (Additional Benchmark)	-3.97%	9601	NA	NA	NA	NA	1.42%	10299	

Past performance may or may not be sustained in future. Different plans have different expense structure. Nandik Malik is managing the scheme since 6th March 2026 and he manages 22 schemes of Axis Mutual Fund & Rohit Gautam is managing the scheme since 6th March 2026 and he manages 20 schemes of Axis Mutual Fund . Please refer to [https://transact.axismf.com/cms/sites/default/files/Statutory/ALL\\_Annexure\\_Mar.pdf](https://transact.axismf.com/cms/sites/default/files/Statutory/ALL_Annexure_Mar.pdf) performance of all schemes managed by the fund manager. Returns greater than 1 year period are compounded annualised (CAGR). Face Value per unit : ₹10.

# Axis BSE Sensex Index Fund

## Exposure to India Megacaps

Axis BSE Sensex Index fund tracks the BSE SENSEX Index, representing 30 of the largest and most liquid blue-chip companies listed on the Bombay Stock Exchange.

### Key Attributes of Fund-

- Longest track record (index values dates to year 1979)
- Barometer of India's equity market
- Historical proven track record of wealth creation

	Time Period	Nifty 50 TRI	BSE Sensex TRI
CAGR	1 Year	-4.0%	-6.0%
	3 Year	10.0%	8.1%
	5 Year	10.0%	9.1%
	10 Year	12.5%	12.3%
	15 Year	10.7%	10.06%
Volatility	15 Year	15.9%	16.3%



**AUM (In Cr)**  
₹59.78



**Inception Date**  
27-Feb-2024



**Total Expense Ratio**  
Direct - 0.10%  
Regular -0.42%



**Tracking Error**  
Regular- 0.15%  
Direct - 0.15%

# BSE Sensex Index

Deep Dive

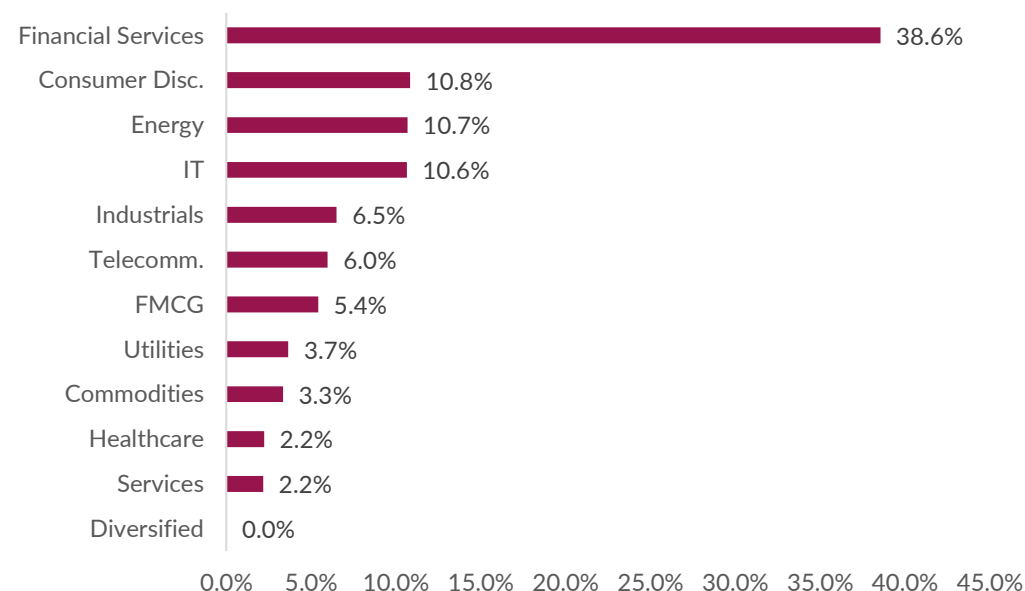


# Index Composition : BSE Sensex Index

## Top 10 Constituents

Company Name	Weight
HDFC BANK LTD.	13.1%
RELIANCE INDUSTRIES LTD.	10.7%
ICICI BANK LTD.	10.1%
BHARTI AIRTEL LTD.	6.0%
INFOSYS LTD.	5.1%
LARSEN & TOUBRO LTD.	4.8%
STATE BANK OF INDIA	4.8%
AXIS BANK LTD.	3.9%
ITC LTD.	3.3%
MAHINDRA & MAHINDRA LTD.	3.1%
<b>Top 10 Total Weight</b>	<b>64.9%</b>

## Macro-Economic Sector



# Index Rolling Return : BSE Sensex Index

	1 Year Rolling Returns		3 Year Rolling Returns		5 Year Rolling Returns	
Data Label	Nifty 50- TRI	BSE Sensex - TRI	Nifty 50- TRI	BSE Sensex - TRI	Nifty 50- TRI	BSE Sensex - TRI
Average	15.2%	15.2%	12.2%	12.2%	12.5%	12.6%
Median	12.9%	13.6%	12.6%	12.4%	13.3%	13.5%
Min	-56.4%	-57.1%	-5.0%	-7.0%	-1.6%	-1.0%
Max	105.7%	117.4%	33.2%	33.0%	27.1%	26.3%

CAGR Ranges	% of observations					
Negative	17.5%	17.3%	1.8%	1.6%	0.1%	0.1%
0% to 10%	23.5%	22.9%	31.3%	33.1%	27.6%	27.1%
10% to 15%	15.2%	13.8%	34.5%	33.2%	41.8%	42.7%
15% to 20%	10.3%	12.7%	24.4%	23.1%	27.3%	26.5%
Above 20%	33.5%	33.3%	8.0%	8.9%	3.2%	3.7%

Double Digit	<b>59.0%</b>	<b>59.8%</b>	<b>66.9%</b>	<b>65.2%</b>	<b>72.3%</b>	<b>72.9%</b>
--------------	--------------	--------------	--------------	--------------	--------------	--------------

Source: Nifty Indices, BSE Indices , Data Period - 30-Sep-2005 to 31-Mar-2026. Past performance may or may not be sustained in the future. The above information should not be construed as promise, guarantee or forecast of returns. Table / Charts mentioned above are used to explain the concept and is for illustration purpose only. The Stocks mentioned herein are for general assessment purpose only and not a complete disclosure of every material fact. It should not be construed as investment advice to any party.  
<https://niftyindices.com/indices/equity/broad-based-indices/NIFTY--50> <https://www.bseindices.com/>

# Index SIP : Returns

## SIP tends to offer stability to investment growth

BSE Sensex Index	1 Year	3 Year	5 Year	10 Year
XIRR (Returns)	-20.6%	-1.2%	4.5%	10.5%
Amount Invested	1,20,000	3,60,000	6,00,000	12,00,000
Market Value	1,06,334	3,53,211	6,72,780	20,65,155

Note : For SIP returns, monthly investment of INR 10,000 invested on the first business day of every month has been considered. Performance is calculated using Total Return Index (TRI), with zero cost / expenses and tracking difference / error into consideration. Past Performance may or may not be sustained in future.

# Why Axis AMC



# Why AXIS AMC

- Axis AMC is one of the **prominent asset management companies** with an overall AUM exceeding INR 3,50,000 crore and over 1 crore active investor accounts, enjoying strong brand recognition and investor
- A committed and skilled **leadership team concentrating on Passive Funds.**
- Continuous research accompanied by **valuable data insights** tailored to monitor and advise on established & emerging investment ideas
- A **diverse selection of passive funds**, featuring a total of 37 options across equity, debt, and commodities
- Research initiatives spearheaded by professional with extensive experience of over 15 years working domestic and international index providers, NSE, BSE, and S&P Dow Jones Indices.

# Annexure



# Disclaimer

"BSE Limited ("the Exchange") has given vide its letter dated June 08, 2022 permission to AXIS Mutual Fund to use the Exchange's name in this SID as one of the Stock Exchanges on which this Mutual Fund's Unit are proposed to be listed. The Exchange has scrutinized this SID for its limited internal purpose of deciding on the matter of granting the aforesaid permission to AXIS Mutual Fund. The Exchange does not in any manner: - warrant, certify or endorse the correctness or completeness of any of the contents of this SID; or warrant that this scheme's unit will be listed or will continue to be listed on the Exchange; or take any responsibility for the financial or other soundness of this Mutual Fund, its promoters, its management or any scheme or project of this Mutual Fund; and it should not for any reason be deemed or construed that this SID has been cleared or approved by the Exchange. Every person who desires to apply for or otherwise acquires any unit of AXIS BSE SENSEX ETF of this Mutual Fund may do so pursuant to independent inquiry, investigation and analysis and shall not have any claim against the Exchange whatsoever by reason of any loss which may be suffered by such person consequent to or in connection with such subscription/acquisition whether by reason of anything stated or omitted to be stated herein or for any other reason whatsoever"

Asia Index Private Limited Disclaimer: The BSE Indices are published by Asia Index Private Limited ("AIPL"), which is a wholly owned subsidiary of BSE Limited ("BSE"). BSE® and SENSEX® are registered trademarks of BSE. The trademarks have been licensed to AIPL and have been sublicensed for use for certain purposes by Licensee. Licensee's "[Insert Product]" (the "Product") is/are not sponsored, endorsed, sold or promoted by AIPL or BSE. None of AIPL or BSE makes any representation or warranty, express or implied, to the owners of the Product(s) or any member of the public regarding the advisability of investing in securities generally or in the Product particularly or the ability of the Index to track general market performance. AIPL's and BSE's only relationship to Licensee with respect to the Index is the licensing of the Index and certain trademarks, service marks and/or trade names of AIPL, BSE and/or their licensors. The BSE Indices are determined, composed and calculated by AIPL or its agent without regard to Licensee or the Product. None of AIPL or BSE are responsible for and have not participated in the determination of the prices, and amount of the 3 Axis BSE SENSEX ETF Product or the timing of the issuance or sale of the Product or in the determination or calculation of the equation by which the Product is to be converted into cash, surrendered or redeemed, as the case may be. AIPL and BSE have no obligation or liability in connection with the administration, marketing or trading of the Product. There is no assurance that investment products based on the Index will accurately track index performance or provide positive investment returns. AIPL and BSE are not investment advisors. Inclusion of a security within an index is not a recommendation by AIPL or BSE to buy, sell, or hold such security, nor is it considered to be investment advice. AIPL, BSE AND THEIR THIRDPARTY LICENSORS DO NOT GUARANTEE THE ADEQUACY, ACCURACY, TIMELINESS AND/OR THE COMPLETENESS OF THE INDEX OR ANY DATA RELATED THERETO. AIPL, BSE AND THEIR THIRDPARTY LICENSORS SHALL NOT BE SUBJECT TO ANY DAMAGES OR LIABILITY FOR ANY ERRORS, OMISSIONS, OR DELAYS THEREIN. AIPL, BSE AND THEIR THIRDPARTY LICENSORS MAKE NO EXPRESS OR IMPLIED WARRANTIES, AND EXPRESSLY DISCLAIM ALL WARRANTIES, OF MERCHANTABILITY OR FITNESS FOR A PARTICULAR PURPOSE OR USE OR AS TO RESULTS TO BE OBTAINED BY LICENSEE, OWNERS OF THE PRODUCT, OR ANY OTHER PERSON OR ENTITY FROM THE USE OF THE INDEX OR WITH RESPECT TO ANY DATA RELATED THERETO. WITHOUT LIMITING ANY OF THE FOREGOING, IN NO EVENT WHATSOEVER SHALL AIPL, BSE OR THEIR THIRD PARTY LICENSORS BE LIABLE FOR ANY INDIRECT, SPECIAL, INCIDENTAL, PUNITIVE, OR CONSEQUENTIAL DAMAGES INCLUDING BUT NOT LIMITED TO, LOSS OF PROFITS, TRADING LOSSES, LOST TIME OR GOODWILL, EVEN IF THEY HAVE BEEN ADVISED OF THE POSSIBILITY OF SUCH DAMAGES, WHETHER IN CONTRACT, TORT, STRICT LIABILITY, OR OTHERWISE. THERE ARE NO THIRDPARTY BENEFICIARIES OF ANY AGREEMENTS OR ARRANGEMENTS BETWEEN AIPL AND LICENSEE, OTHER THAN THE LICENSORS OF AIPL (INCLUDING BSE)

**Mutual Fund Investments are subject to market risks, read all scheme related documents carefully.**

