

Axis BSE Sensex ETF

Mar-2026

Axis BSE Sensex ETF

About the fund



Axis BSE Sensex ETF

Scheme Details



Type of Scheme

An Open Ended Exchange Traded Fund tracking the BSE Sensex TRI



Exchange Symbol

AXSENSEX

Entry Load

NA



Exit Load

NIL



AUM (In Cr) (As of 31-Mar-26)

₹ 118.81



Benchmark

BSE Sensex TRI



Inception Date

24-Mar-2023



Investment Objective

To provide returns before expenses that corresponds to the total returns of the BSE Sensex TRI subject to tracking errors. There is no assurance that the investment objective of the scheme will be achieved.



Fund Manager

Mr. Nandik Malik and Mr. Rohit Gautam



Total Expense Ratio (As of 31-Mar-26)

0.04%




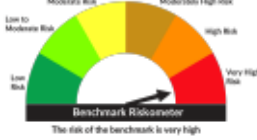
Tracking Error (As of 31-Mar-26)

0.04%

Axis BSE Sensex ETF

(An Open-Ended Exchange Traded Fund tracking the BSE Sensex TRI)

Benchmark: BSE Sensex TRI

Fund Name & Benchmark	Product Labelling	Product Riskometer	Benchmark Riskometer
<p>Axis BSE SENSEX ETF (BSE Scrip Code: 543853, NSE Symbol: AXSENSEX)</p> <p>(An Open Ended Exchange Traded Fund tracking BSE Sensex TRI) Benchmark: BSE Sensex TRI</p>	<p>This product is suitable for investors who are seeking*</p> <ul style="list-style-type: none"> • Long term wealth creation solution • The Scheme that seeks to track returns by investing in a basket of BSE Sensex TRI stocks and aims to achieve returns of the stated index, subject to tracking error. <p>*Investors should consult their financial advisers if in doubt about whether the product is suitable for them.</p>	 <p>Scheme Riskometer The risk of the scheme is very high</p>	 <p>Benchmark Riskometer The risk of the benchmark is very high</p>

Scheme Performance

Axis BSE Sensex ETF

Axis BSE SENSEX ETF									
	1 Year		3 Years		5 Years		Since Inception		Date of Inception
	CAGR(%)	Current Value of Investment of ₹10,000/-	CAGR(%)	Current Value of Investment of ₹10,000/-	CAGR(%)	Current Value of Investment of ₹10,000/-	CAGR(%)	Current Value of Investment of ₹10,000/-	
AXIS BSE SENSEX ETF	-6.00%	9396	8.02%	12604	NA	NA	8.79%	12896	24-Mar-23
BSE Sensex TRI (Benchmark)	-5.98%	9399	8.15%	12649	NA	NA	9.00%	12971	
Nifty 50 TRI (Additional Benchmark)	-3.97%	9601	10.03%	13320	NA	NA	10.85%	13646	

Past performance may or may not be sustained in future. Different plans have different expense structure. Nandik Malik is managing the scheme since 6th March 2026 and he manages 22 schemes of Axis Mutual Fund & Rohit Gautam is managing the scheme since 6th March 2026 and he manages 20 schemes of Axis Mutual Fund . Please refer to https://transact.axismf.com/cms/sites/default/files/Statutory/ALL_Annexure_Mar.pdf performance of all schemes managed by the fund manager. Returns greater than 1 year period are compounded annualised (CAGR). Face Value per unit : ₹10.

Axis BSE Sensex ETF

Exposure to India Megacaps

Axis BSE Sensex ETF tracks the BSE SENSEX Index, representing 30 of the largest and most liquid blue-chip companies listed on the Bombay Stock Exchange.

Key Attributes of Fund-

- Longest track record (index values dates to year 1979)
- Barometer of India's equity market
- Historical proven track record of wealth creation

	Time Period	Nifty 50 TRI	BSE Sensex TRI
CAGR	1 Year	-4.0%	-6.0%
	3 Year	10.0%	8.1%
	5 Year	10.0%	9.1%
	10 Year	12.5%	12.3%
	15 Year	10.7%	10.06%
Volatility	15 Year	15.9%	16.3%



AUM (In Cr)
₹118.81



Inception Date
24-Mar-2023



Total Expense Ratio
0.04%



Tracking Error
0.04%

BSE Sensex ETF

Deep Dive

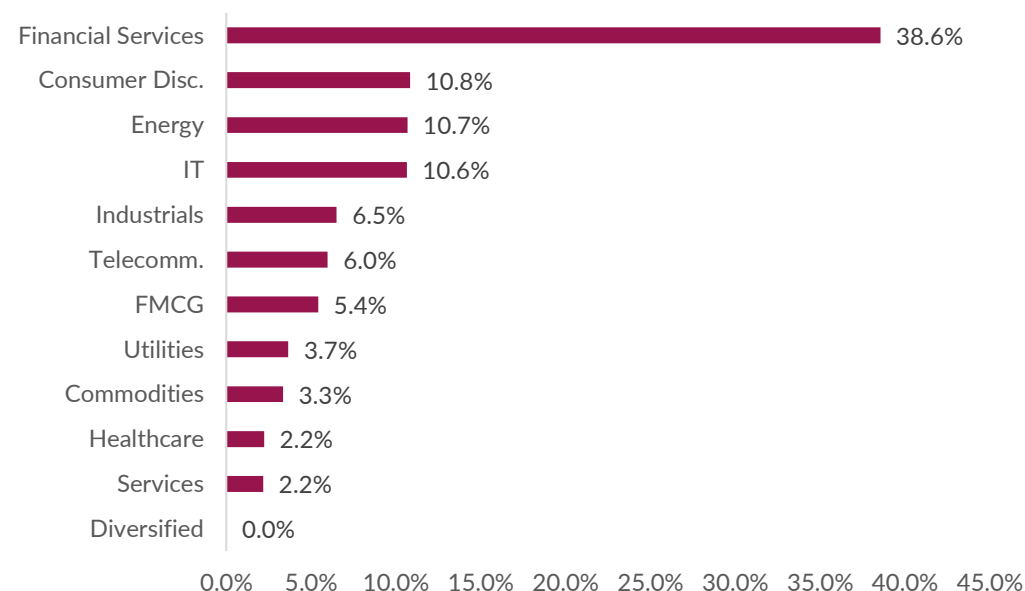


Index Composition : BSE Sensex Index

Top 10 Constituents

Company Name	Weight
HDFC BANK LTD.	13.1%
RELIANCE INDUSTRIES LTD.	10.7%
ICICI BANK LTD.	10.1%
BHARTI AIRTEL LTD.	6.0%
INFOSYS LTD.	5.1%
LARSEN & TOUBRO LTD.	4.8%
STATE BANK OF INDIA	4.8%
AXIS BANK LTD.	3.9%
ITC LTD.	3.3%
MAHINDRA & MAHINDRA LTD.	3.1%
Top 10 Total Weight	64.9%

Macro-Economic Sector



Index Rolling Return : BSE Sensex Index

	1 Year Rolling Returns		3 Year Rolling Returns		5 Year Rolling Returns	
Data Label	Nifty 50- TRI	BSE Sensex - TRI	Nifty 50- TRI	BSE Sensex - TRI	Nifty 50- TRI	BSE Sensex - TRI
Average	15.2%	15.2%	12.2%	12.2%	12.5%	12.6%
Median	12.9%	13.6%	12.6%	12.4%	13.3%	13.5%
Min	-56.4%	-57.1%	-5.0%	-7.0%	-1.6%	-1.0%
Max	105.7%	117.4%	33.2%	33.0%	27.1%	26.3%

CAGR Ranges	% of observations					
Negative	17.5%	17.3%	1.8%	1.6%	0.1%	0.1%
0% to 10%	23.5%	22.9%	31.3%	33.1%	27.6%	27.1%
10% to 15%	15.2%	13.8%	34.5%	33.2%	41.8%	42.7%
15% to 20%	10.3%	12.7%	24.4%	23.1%	27.3%	26.5%
Above 20%	33.5%	33.3%	8.0%	8.9%	3.2%	3.7%

Double Digit	59.0%	59.8%	66.9%	65.2%	72.3%	72.9%
--------------	--------------	--------------	--------------	--------------	--------------	--------------

Source: Nifty Indices, BSE Indices , Data Period - 30-Sep-2005 to 31-Mar-2026. Past performance may or may not be sustained in the future. The above information should not be construed as promise, guarantee or forecast of returns. Table / Charts mentioned above are used to explain the concept and is for illustration purpose only. The Stocks mentioned herein are for general assessment purpose only and not a complete disclosure of every material fact. It should not be construed as investment advice to any party.
<https://niftyindices.com/indices/equity/broad-based-indices/NIFTY--50> <https://www.bseindices.com/>

Index SIP : Returns

SIP tends to offer stability to investment growth

BSE Sensex Index	1 Year	3 Year	5 Year	10 Year
XIRR (Returns)	-20.6%	-1.2%	4.5%	10.5%
Amount Invested	1,20,000	3,60,000	6,00,000	12,00,000
Market Value	1,06,334	3,53,211	6,72,780	20,65,155

Note : For SIP returns, monthly investment of INR 10,000 invested on the first business day of every month has been considered. Performance is calculated using Total Return Index (TRI), with zero cost / expenses and tracking difference / error into consideration. Past Performance may or may not be sustained in future.

Why Axis AMC



Why AXIS AMC

- Axis AMC is one of the **prominent asset management companies** with an overall AUM exceeding INR 3,50,000 crore and over 1 crore active investor accounts, enjoying strong brand recognition and investor
- A committed and skilled **leadership team concentrating on Passive Funds.**
- Continuous research accompanied by **valuable data insights** tailored to monitor and advise on established & emerging investment ideas
- A **diverse selection of passive funds**, featuring a total of 37 options across equity, debt, and commodities
- Research initiatives spearheaded by professional with extensive experience of over 15 years working domestic and international index providers, NSE, BSE, and S&P Dow Jones Indices.

Annexure



Statutory Details: Axis Bank Limited is not liable or responsible for any loss or shortfall resulting from the operation of the scheme.

This document represents the views of Axis Asset Management Co. Ltd. and must not be taken as the basis for an investment decision. Neither Axis Mutual Fund, Axis Mutual Fund Trustee Limited nor Axis Asset Management Company Limited, its Directors or associates shall be liable for any damages including lost revenue or lost profits that may arise from the use of the information contained herein. No representation or warranty is made as to the accuracy, completeness or fairness of the information and opinions contained herein. The AMC reserves the right to make modifications and alterations to this statement as may be required from time to time.

This presentation has been prepared and issued on the basis of internal data, publicly available information and other sources believed to be reliable. The information contained in this document is for general purposes only and not a complete disclosure of every material fact and terms and conditions. The information / data herein alone is not sufficient and shouldn't be used for the development or implementation of an investment strategy. It should not be construed as investment advice to any party. Past performance may or may not be sustained in the future.

Any calculations made are approximations, meant as guidelines only, which you must confirm before relying on them. The information given is for general purposes only. Past performance may or may not be sustained in future. The current investment strategies are subject to change depending on market conditions. All opinions, figures, charts/graphs, estimates and data included in this presentation are as on date and are subject to change without notice. The statements contained herein may include statements of future expectations and other forward-looking statements that are based on our current views and assumptions and involve known and unknown risks and uncertainties that could cause actual results, performance or events to differ materially from those expressed or implied in such statements. Readers shall be fully responsible / liable for any decision taken on the basis of this presentation. Investments in Securities are subject to market and other risks and there is no assurance or guarantee that the objectives of any of the Schemes will be achieved. The scheme may not be suited to all categories of investors.

The material is based upon information that we consider reliable, but we do not represent that it is accurate or complete, and it should not be relied upon as such. Opinions, if any, expressed are our opinions as of the date of appearing on this material only. While we endeavor to update on a reasonable basis the information discussed in this material, there may be regulatory, compliance, or other reasons that prevent us from doing so. Recipient shall understand that the aforementioned statements cannot disclose all the risks and characteristics. The recipient is requested to take into consideration all the risk factors including their financial condition, suitability to risk return, etc. and take professional advice before investing.

NSE Disclaimer:

It is to be distinctly understood that the permission given by NSE should not in any way be deemed or construed that the SIDs / Schemes of Axis MF has been cleared or approved by NSE nor does it certify the correctness or completeness of any of the contents of the SIDs. The investors are advised to refer to the SIDs for the full text of the 'Disclaimer Clause of NSE.

The fund manager(s) may or may not choose to hold the stock mentioned, from time to time. Investors are requested to consult their financial, tax and other advisors before taking any investment decision(s).

Mutual Fund Investments are subject to market risks, read all scheme related documents carefully.

Disclaimer

"BSE Limited ("the Exchange") has given vide its letter dated June 08, 2022 permission to AXIS Mutual Fund to use the Exchange's name in this SID as one of the Stock Exchanges on which this Mutual Fund's Unit are proposed to be listed. The Exchange has scrutinized this SID for its limited internal purpose of deciding on the matter of granting the aforesaid permission to AXIS Mutual Fund. The Exchange does not in any manner: - warrant, certify or endorse the correctness or completeness of any of the contents of this SID; or warrant that this scheme's unit will be listed or will continue to be listed on the Exchange; or take any responsibility for the financial or other soundness of this Mutual Fund, its promoters, its management or any scheme or project of this Mutual Fund; and it should not for any reason be deemed or construed that this SID has been cleared or approved by the Exchange. Every person who desires to apply for or otherwise acquires any unit of AXIS BSE SENSEX ETF of this Mutual Fund may do so pursuant to independent inquiry, investigation and analysis and shall not have any claim against the Exchange whatsoever by reason of any loss which may be suffered by such person consequent to or in connection with such subscription/acquisition whether by reason of anything stated or omitted to be stated herein or for any other reason whatsoever"

Asia Index Private Limited Disclaimer: The BSE Indices are published by Asia Index Private Limited ("AIPL"), which is a wholly owned subsidiary of BSE Limited ("BSE"). BSE® and SENSEX® are registered trademarks of BSE. The trademarks have been licensed to AIPL and have been sublicensed for use for certain purposes by Licensee. Licensee's "[Insert Product]" (the "Product") is/are not sponsored, endorsed, sold or promoted by AIPL or BSE. None of AIPL or BSE makes any representation or warranty, express or implied, to the owners of the Product(s) or any member of the public regarding the advisability of investing in securities generally or in the Product particularly or the ability of the Index to track general market performance. AIPL's and BSE's only relationship to Licensee with respect to the Index is the licensing of the Index and certain trademarks, service marks and/or trade names of AIPL, BSE and/or their licensors. The BSE Indices are determined, composed and calculated by AIPL or its agent without regard to Licensee or the Product. None of AIPL or BSE are responsible for and have not participated in the determination of the prices, and amount of the 3 Axis BSE SENSEX ETF Product or the timing of the issuance or sale of the Product or in the determination or calculation of the equation by which the Product is to be converted into cash, surrendered or redeemed, as the case may be. AIPL and BSE have no obligation or liability in connection with the administration, marketing or trading of the Product. There is no assurance that investment products based on the Index will accurately track index performance or provide positive investment returns. AIPL and BSE are not investment advisors. Inclusion of a security within an index is not a recommendation by AIPL or BSE to buy, sell, or hold such security, nor is it considered to be investment advice. AIPL, BSE AND THEIR THIRDPARTY LICENSORS DO NOT GUARANTEE THE ADEQUACY, ACCURACY, TIMELINESS AND/OR THE COMPLETENESS OF THE INDEX OR ANY DATA RELATED THERETO. AIPL, BSE AND THEIR THIRDPARTY LICENSORS SHALL NOT BE SUBJECT TO ANY DAMAGES OR LIABILITY FOR ANY ERRORS, OMISSIONS, OR DELAYS THEREIN. AIPL, BSE AND THEIR THIRDPARTY LICENSORS MAKE NO EXPRESS OR IMPLIED WARRANTIES, AND EXPRESSLY DISCLAIM ALL WARRANTIES, OF MERCHANTABILITY OR FITNESS FOR A PARTICULAR PURPOSE OR USE OR AS TO RESULTS TO BE OBTAINED BY LICENSEE, OWNERS OF THE PRODUCT, OR ANY OTHER PERSON OR ENTITY FROM THE USE OF THE INDEX OR WITH RESPECT TO ANY DATA RELATED THERETO. WITHOUT LIMITING ANY OF THE FOREGOING, IN NO EVENT WHATSOEVER SHALL AIPL, BSE OR THEIR THIRD PARTY LICENSORS BE LIABLE FOR ANY INDIRECT, SPECIAL, INCIDENTAL, PUNITIVE, OR CONSEQUENTIAL DAMAGES INCLUDING BUT NOT LIMITED TO, LOSS OF PROFITS, TRADING LOSSES, LOST TIME OR GOODWILL, EVEN IF THEY HAVE BEEN ADVISED OF THE POSSIBILITY OF SUCH DAMAGES, WHETHER IN CONTRACT, TORT, STRICT LIABILITY, OR OTHERWISE. THERE ARE NO THIRDPARTY BENEFICIARIES OF ANY AGREEMENTS OR ARRANGEMENTS BETWEEN AIPL AND LICENSEE, OTHER THAN THE LICENSORS OF AIPL (INCLUDING BSE)

Mutual Fund Investments are subject to market risks, read all scheme related documents carefully.

