

# Axis Large Cap Fund (formerly known as Axis Bluechip Fund)

(An open ended equity scheme predominantly investing in large cap stocks)



*\*For Riskometer and Product Labelling please refer slide 20.*

SEBI Registered Name & Number: Axis Mutual Fund - MF/061/09/02

# What are Large Cap stocks?

Top 100 companies as per market cap

- Established businesses with long track record
- Offering diversification via various business segments within the company

Proven business models



- Market leaders in terms of market share, size, penetration
- Typically have strong corporate-governance practices

Local dominance



- Generating significant revenue from global markets

Global presence



Large Caps have generated wealth for their investors over a long term

# Why Large Caps?



Potential for  
Stable  
returns



High liquidity



Well  
researched  
universe



High stability  
and visibility  
of business



Low  
marginal  
cost due to  
high scale  
operations



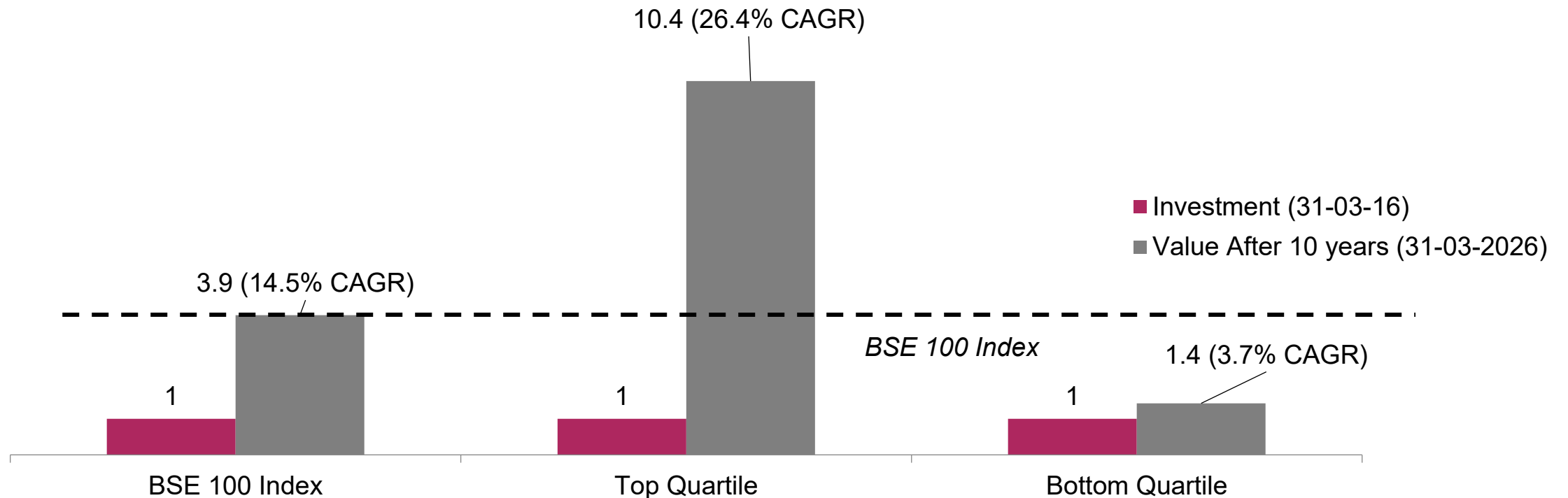
Competitive  
advantage  
due to high  
capital  
efficiency



Large caps  
cover 70-  
75% of total  
market cap  
of all listed  
companies

# There is huge value in long term stock selection

There is a high dispersion in long term stock performance



Source: Bloomberg. Data As on 31<sup>st</sup> March 2026.

**Past performance may or may not be sustained in future.** Analysis based on the current holdings in BSE 100.

# Return Profile

Large caps offer stable returns



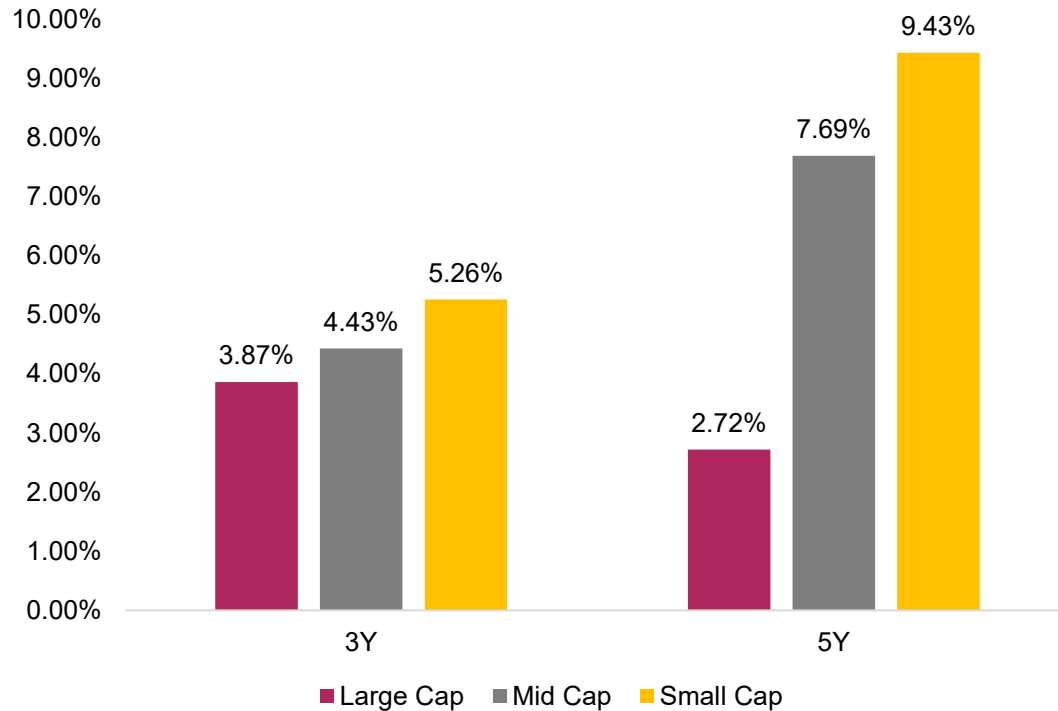
Source: ACE MF, Axis MF Research. Data As on 31<sup>st</sup> March 2026.

**Past performance may or may not be sustained in future.** Large: Nifty 50 TRI, Mid: Nifty Midcap 100 TRI, Small: Nifty Smallcap 100 TRI.

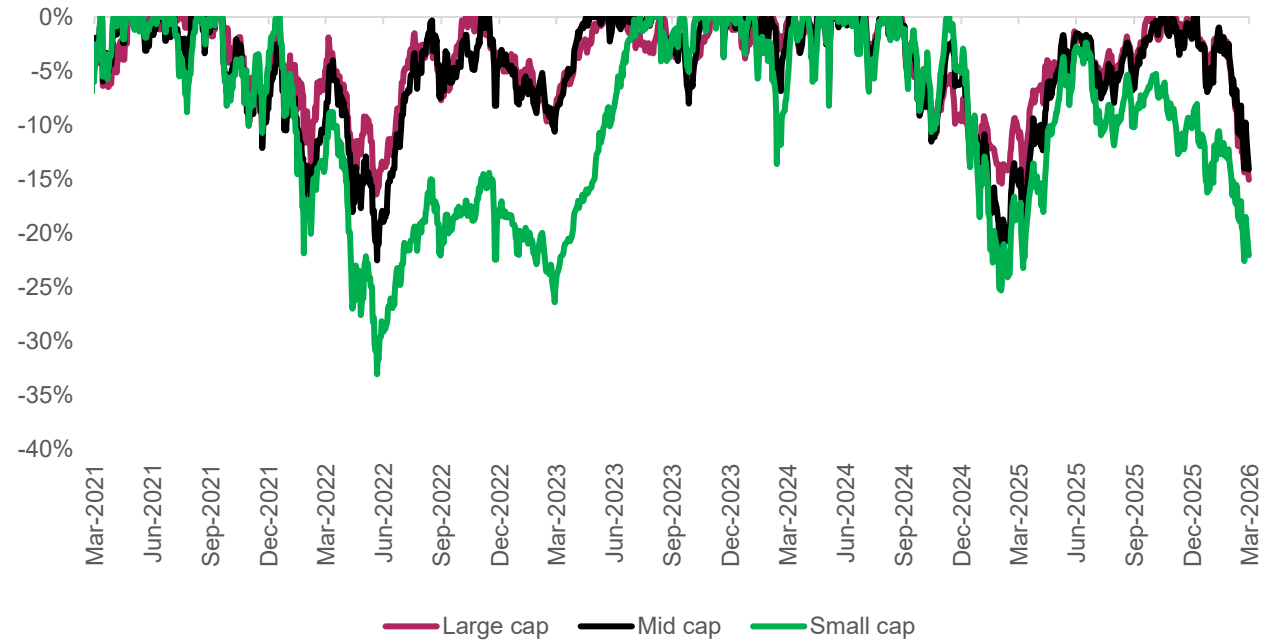
# Return Profile

With Lower volatility & drawdowns

### Average Volatility



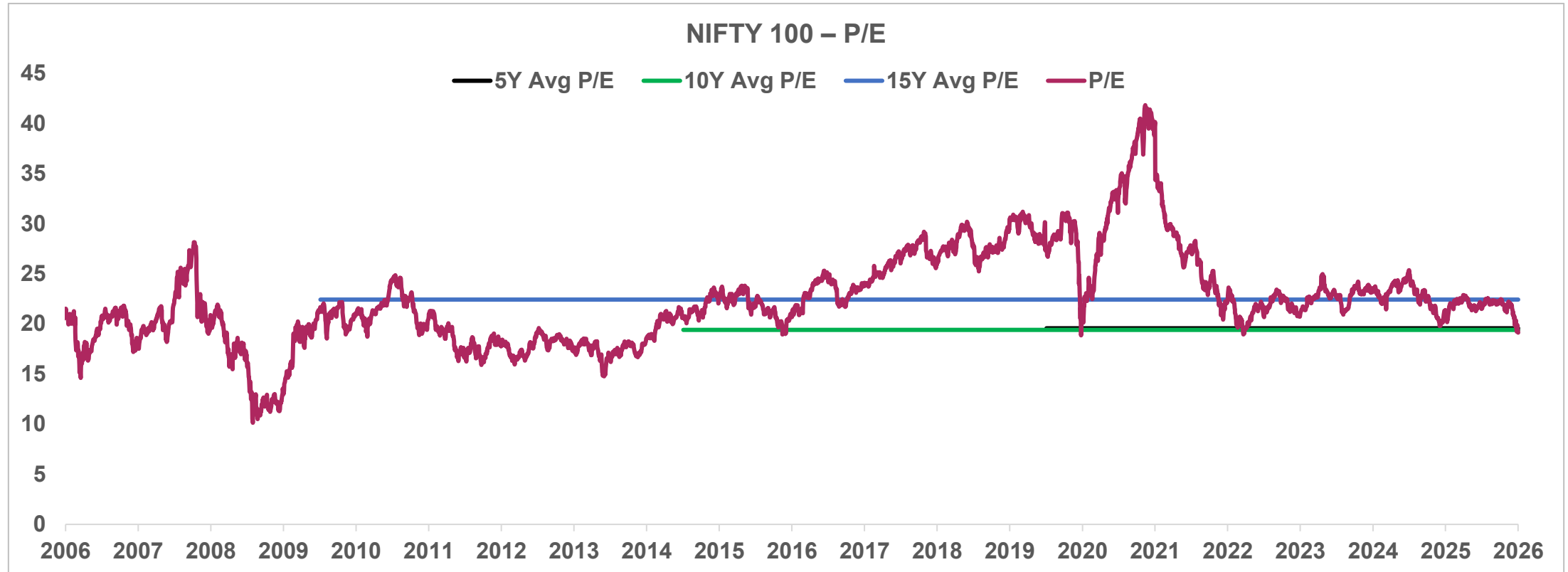
### Maximum Drawdown



Source: Bloomberg. Average volatility and maximum drawdown data as on 31<sup>st</sup> March 2026.

**Past performance may or may not be sustained in future.** Large: Nifty 50 TRI, Mid: Nifty Midcap 100 TRI, Small: Nifty Smallcap 100 TRI

# Attractive valuation

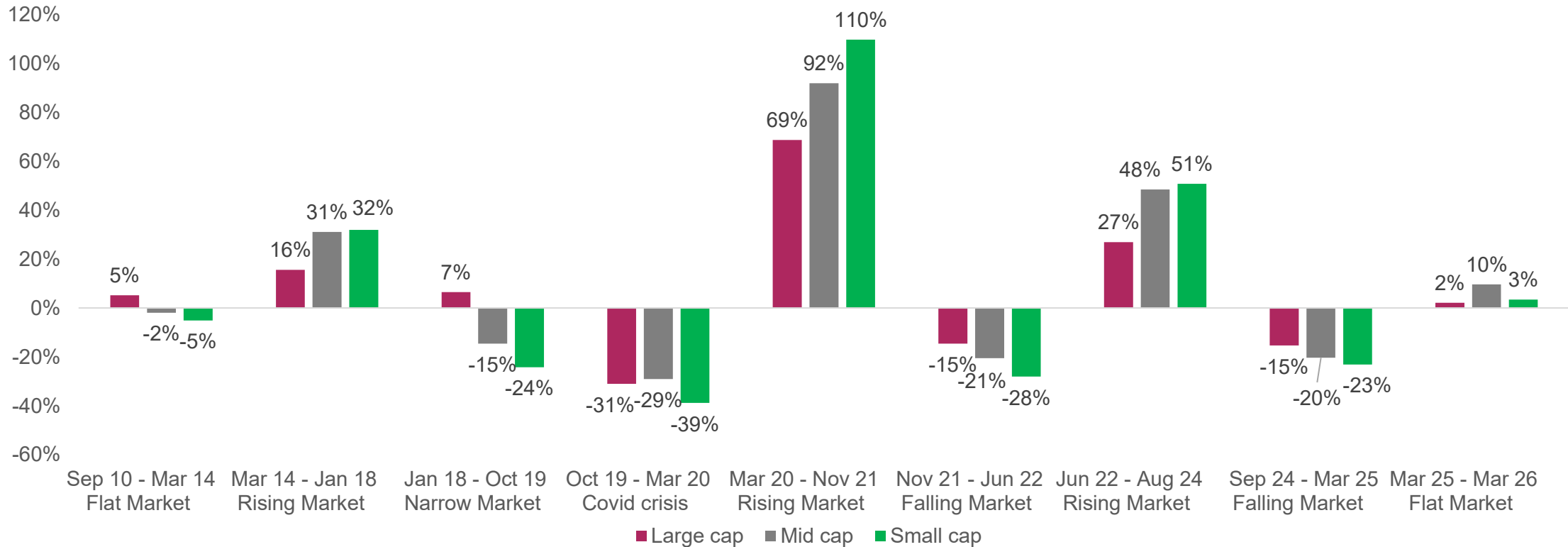


**Despite the fluctuations, there is a general upward trend in the market cap, suggesting a growing valuation of the Large Cap, due to increased investor confidence and improved financial performance. Further, a P/E lower than the 5Y/10Y Average P/E indicates attractive valuation.**

# Return Profile – Across Cycles

Large caps provide cushion during tough market conditions

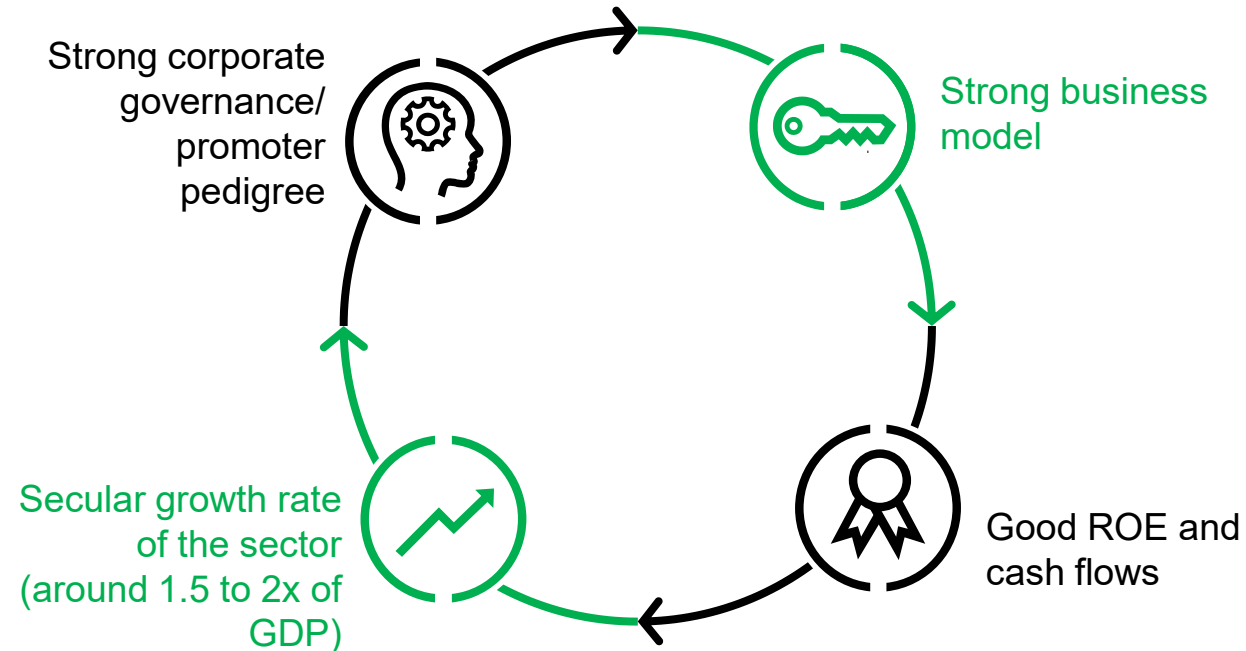
Returns in different market conditions (CAGR)



# The Axis Approach

There is value in quality investing

Focus on...



.. and be good risk managers

# Axis Large Cap Fund

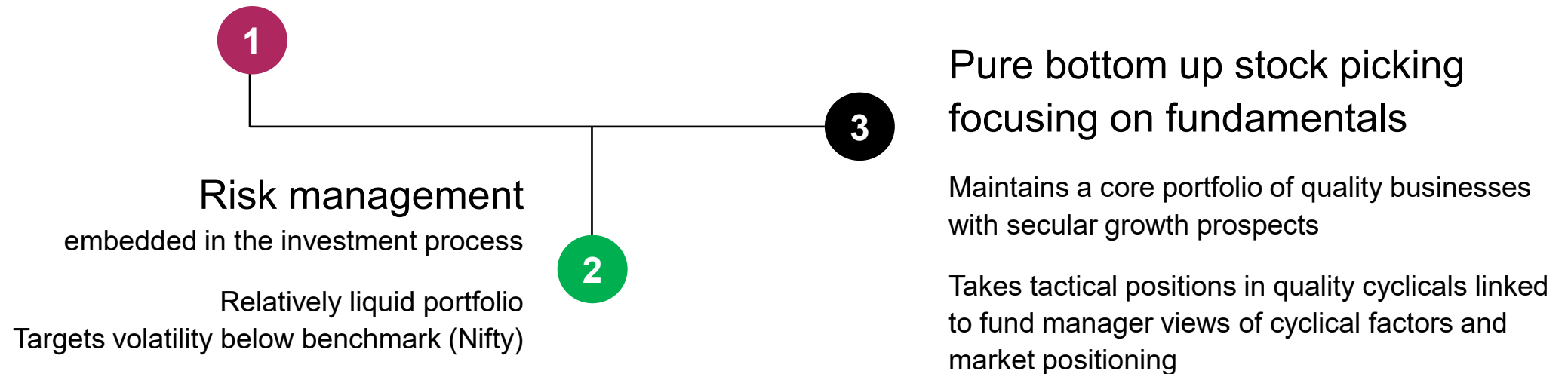
(An open ended equity scheme predominantly investing in large cap stocks)

# Axis Large Cap Fund

## An Introduction

Large cap companies (80-100%)  
with other companies (0-20%)

The Scheme will invest predominantly in Equity and Equity Related Instruments of Large Cap stocks.



Current Portfolio Allocation is based on the prevailing market conditions and is subject to changes depending on the fund manager's view of the equity markets. Market caps are defined as per SEBI regulations as below: a. Large Cap: 1st -100th company in terms of full market capitalization. b. Mid Cap: 101st -250th company in terms of full market capitalization. c. Small Cap: 251st company onwards in terms of full market capitalization.

# Axis Large Cap Fund

## Investment Focus

**Leaders**



**~ 60% Leaders**

Companies which operate in secular growth segment and have leading market share in their areas of operation.



**Expected to provide steady returns**

**Challengers**



**~ 40% Challengers**

Companies that are gaining market share due to differentiated offering or cost advantage, in large sectors.

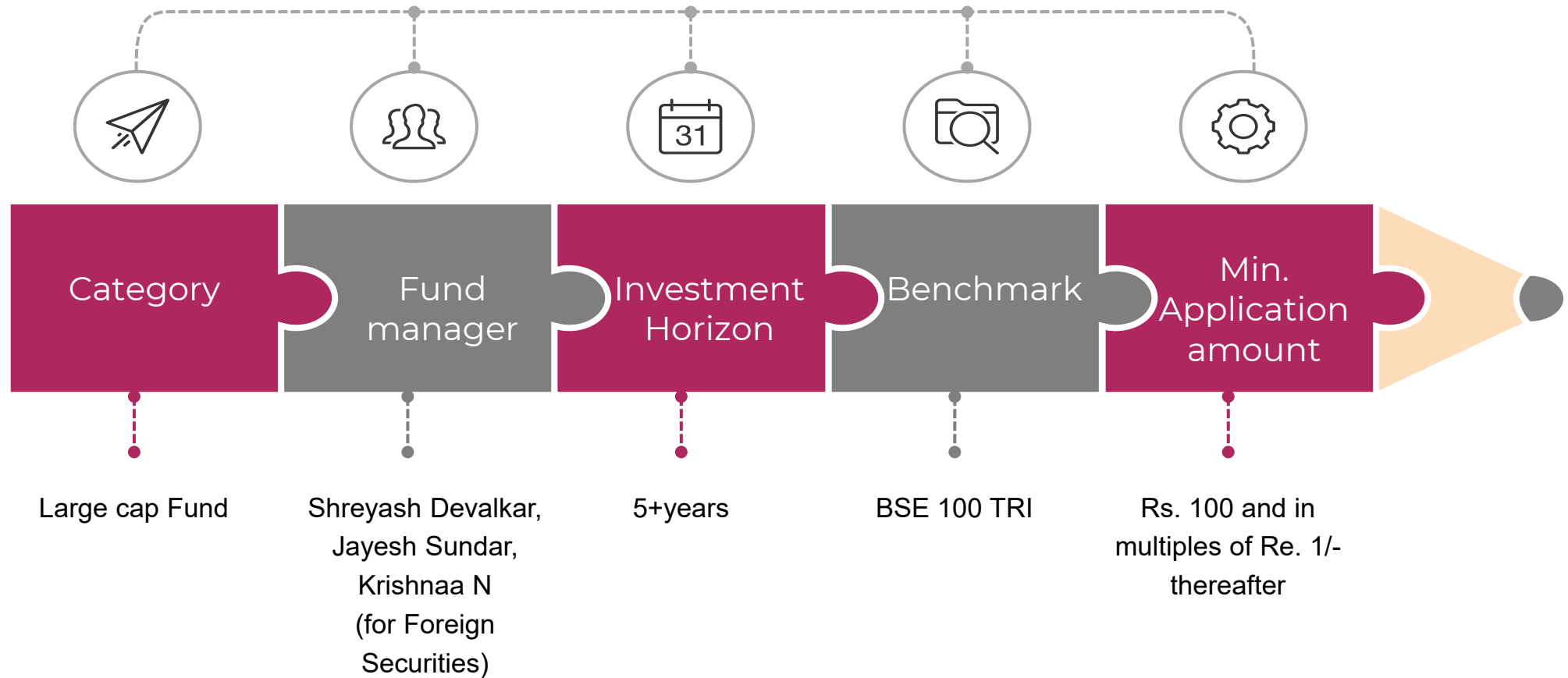


**Expected to deliver alpha**

The investment focus of the fund is subject to change on the discretion of the fund manager. The investment strategy of the fund will be in line with the strategy laid out in the scheme information document. For complete details on the scheme investment strategy refer the scheme information document.

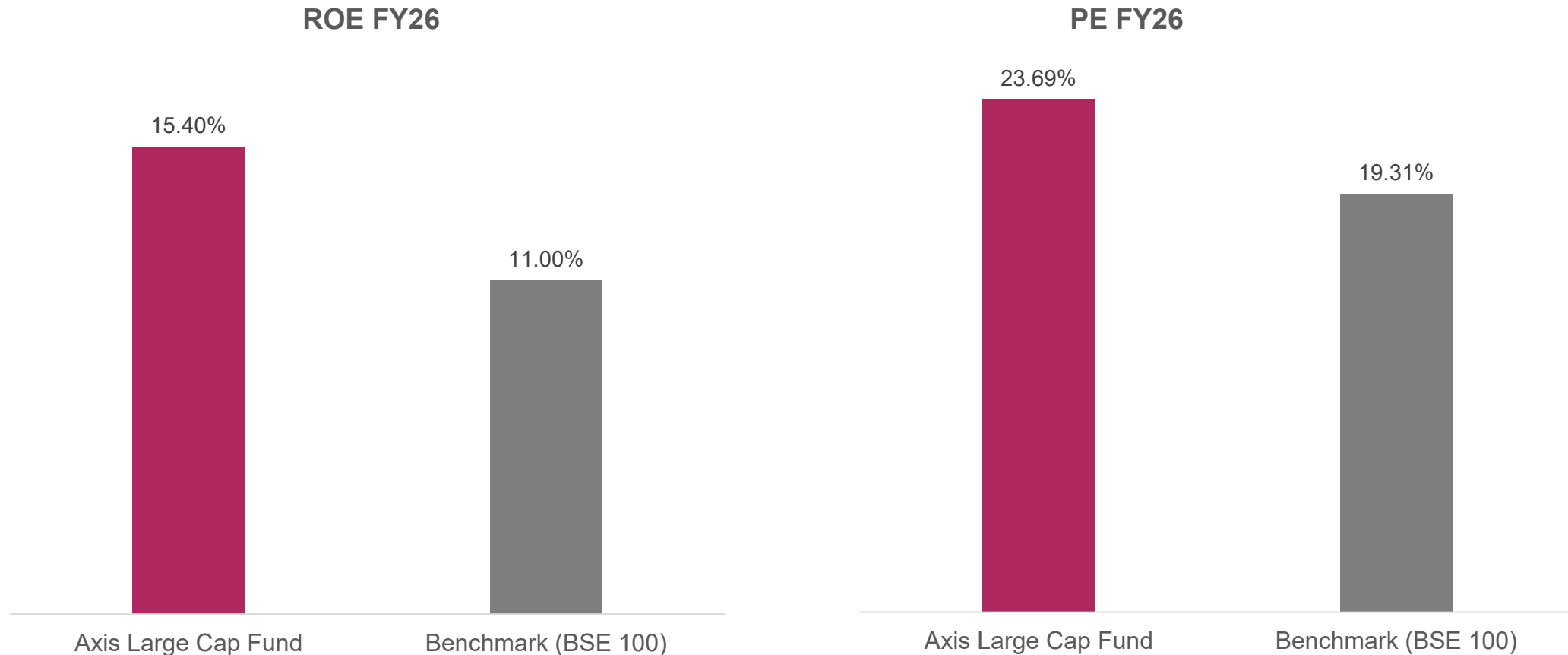
# Features At A Glance

## Axis Large Cap Fund



# Emphasis on A Quality Portfolio

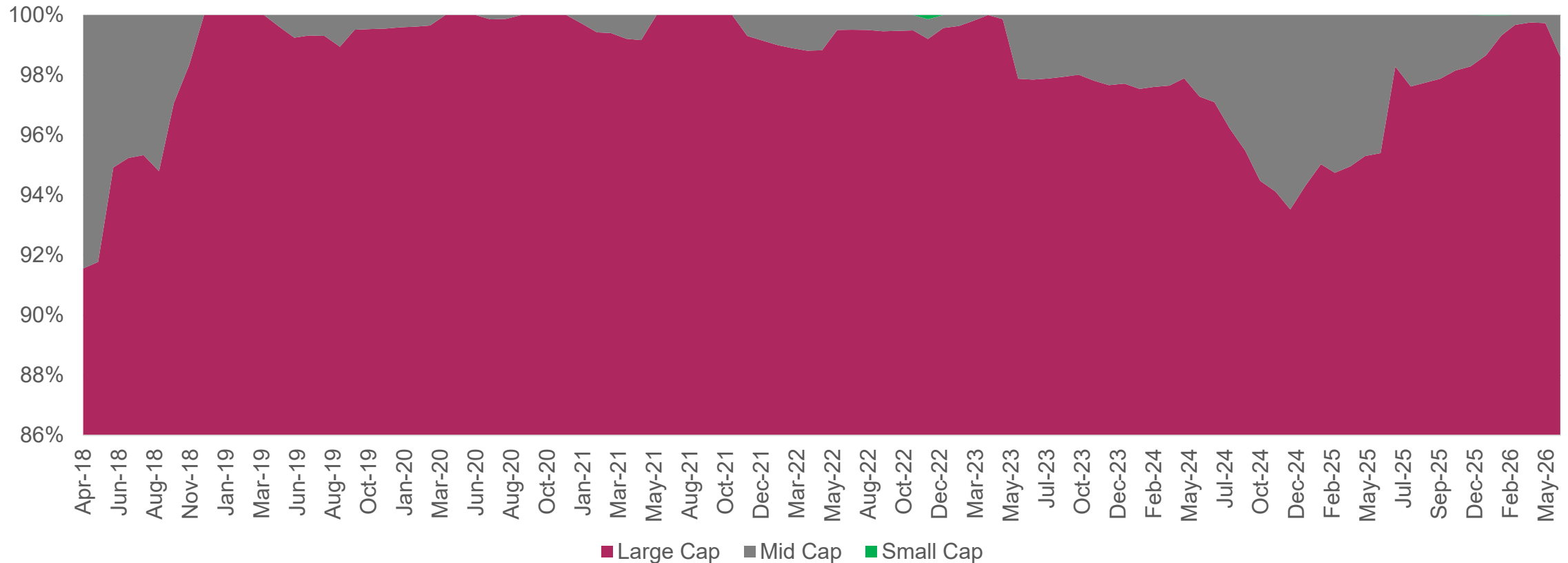
The fund does not compromise on quality of the portfolio



Source: Bloomberg, FactSet, Axis MF Research. ROE FY26 and PEFY2026 is based on portfolio as on 31<sup>st</sup> March 2026.  
 The investment focus of the fund is subject to change on the discretion of the fund manager. The investment strategy of the fund will be in line with the strategy laid out in the scheme information document. For complete details on the scheme investment strategy refer the Scheme Information Document. Please note that above numbers are calculated for the equity portion of the portfolio. ROE: Return on Equity, EPS: Earnings per share.  
 For complete portfolio disclosure, refer <https://www.axismf.com/mutual-funds/equity-funds/axis-large-cap-fund/ef-gp/regular>

# Portfolio Allocation

Large cap biased : Minimum 80% in large caps



Data As on 31<sup>st</sup> May 2026.

Note: Current Portfolio Allocation is based on the prevailing market conditions and is subject to changes depending on the fund manager's view of the equity markets. Market caps are defined as per SEBI regulations as below: a. Large Cap: 1st -100th company in terms of full market capitalization. b. Mid Cap: 101st -250th company in terms of full market capitalization. c. Small Cap: 251st company onwards in terms of full market capitalization. For detailed asset allocation please refer to the Scheme Information Document (SID). For complete portfolio disclosure, refer <https://www.axismf.com/mutual-funds/equity-funds/axis-large-cap-fund/ef-gp/regular>

# Portfolio Changes

Changes in the portfolio over the last 1 year

Top stocks with increased exposure/entries	Change in exposure (%) over last year
Axis Bank Limited	3.41%
Apollo Hospitals Enterprise Limited	1.70%
Larsen & Toubro Limited	1.40%
Samvardhana Motherson International Limited	1.38%
CG Power and Industrial Solutions Limited	1.16%

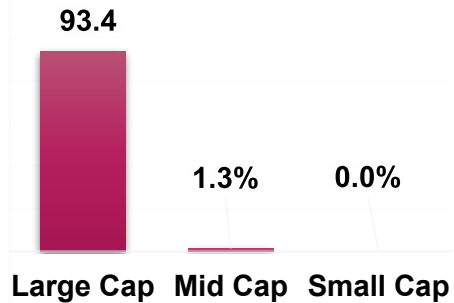
Top stocks with reduced exposure/exits	Change in exposure (%) over last year
HDFC Bank Limited	-1.80%
Tata Consultancy Services Limited	-1.44%
Info Edge (India) Limited	-1.39%
Avenue Supermarts Limited	-1.34%
Reliance Industries Limited	-1.31%

Data As on 31<sup>st</sup> May 2026. Exposure as % of Net assets. Source: ACEMF. Note: Current Portfolio Allocation is based on the prevailing market conditions and is subject to changes depending on the fund manager's view of the equity markets. **Past performance may or may not be sustained in the future.** Stock(s) / Issuer(s)/ Top stocks with increased or decreased exposure mentioned above are for the purpose of disclosure of the portfolio of the Scheme(s) and should not be construed as recommendation to buy/sell/ hold. The fund manager(s) may or may not choose to hold the stock mentioned, from time to time. Please note : Please note w.e.f June 15, 2026 the exit load of the fund will revise to NIL

# Current portfolio

As on 31<sup>st</sup> May 2026

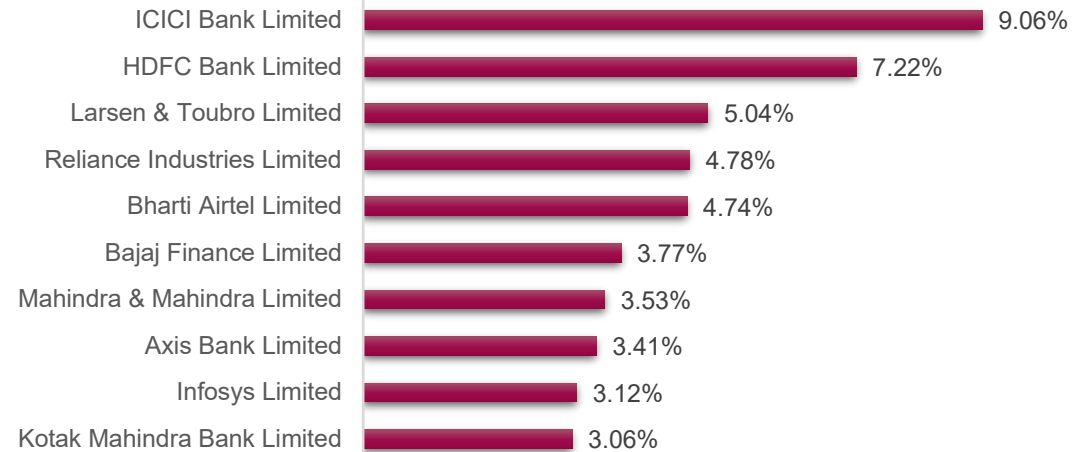
## Current Market cap split



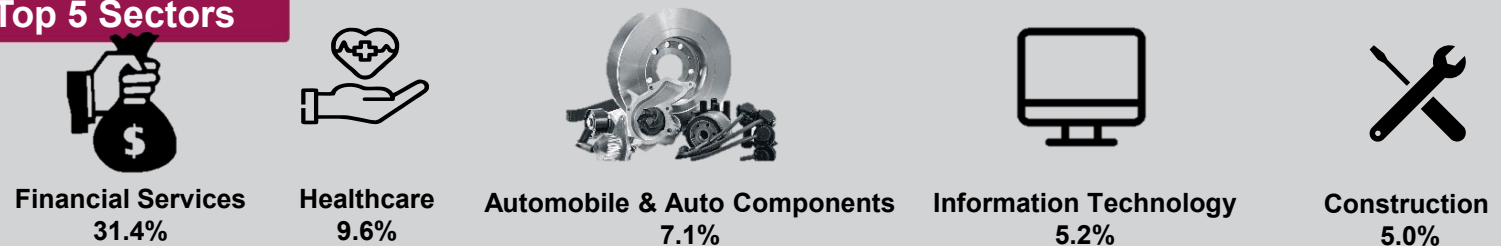
## Risk Parameters

Standard Deviation	13.49%
Standard Deviation (Benchmark)	14.46%
Tracking Error	3.07%
Beta	0.91

## Top 10 Stocks



## Top 5 Sectors



Data As on 31<sup>st</sup> May 2026. Exposure as % of Net assets. Source : ACEMF. Note: Current Portfolio Allocation is based on the prevailing market conditions and is subject to changes depending on the fund manager's view of the equity markets. Market caps are defined as per SEBI regulations as below: a. Large Cap: 1st -100th company in terms of full market capitalization. b. Mid Cap: 101st -250th company in terms of full market capitalization. c. Small Cap: 251st company onwards in terms of full market capitalization. Past performance may or may not be sustained in the future. Stock(s) / Issuer(s)/ Top stocks with increased or decreased exposure mentioned above are for the purpose of disclosure of the portfolio of the Scheme(s) and should not be construed as recommendation to buy/sell/ hold. The fund manager(s) may or may not choose to hold the stock mentioned, from time to time.

For complete portfolio disclosure, refer <https://www.axismf.com/mutual-funds/equity-funds/axis-large-cap-fund/ef-gp/regular>

# Performance

29<sup>th</sup> May 2026

Axis Large Cap Fund - Regular Plan - Growth

Benchmark: BSE 100 TRI

	1 Year		3 Year		5 Year		Since Inception	
	CAGR (%)	Current Value of investment of Rs. 10,000	CAGR (%)	Current Value of investment of Rs. 10,000	CAGR (%)	Current Value of investment of Rs. 10,000	CAGR (%)	Current Value of investment of Rs. 10,000
Axis Large Cap Fund - Regular Plan - Growth	-4.48%	9,553	8.87%	12,902	6.80%	13,894	11.18%	56,910
BSE 100 TRI (Benchmark)	-2.30%	9,771	11.17%	13,734	11.04%	16,878	11.24%	57,419
Nifty 50 TRI (Additional Benchmark)	-3.85%	9,616	9.54%	13,140	9.88%	16,012	10.86%	54,259

**Past performance may or may not be sustained in future.** Data As on 29<sup>th</sup> May 2026. Since Inception – 5<sup>th</sup> January 2010. Different plans have different expense structure. Shreyash Devalkar is managing the scheme since 23<sup>rd</sup> November 2016 and he manages 06 schemes, Krishnaa N (for Foreign Securities) is managing the scheme since 01<sup>st</sup> March 2024 and she manages 24 schemes of Axis Mutual Fund. Jayesh Sundar is managing the scheme since 4<sup>th</sup> Nov 2024 and he manages 08 schemes of Axis Mutual Fund. Please click on link [https://transact.axismf.com/cms/sites/default/files/Statutory/WDP\\_Annexure\\_May.pdf](https://transact.axismf.com/cms/sites/default/files/Statutory/WDP_Annexure_May.pdf) to view the performance of other schemes currently managed by the fund manager. Note: In case you require physical copy of this document request you to kindly take the printout to review the fund managers performance of other schemes managed by him from the above link given. Returns greater than 1 year period are compounded annualized (CAGR). Face Value per unit : ₹10.

# SIP Performance

29<sup>th</sup> May 2026

## Axis Large Cap Fund – Regular Plan - Growth (Inception: 5<sup>th</sup> Jan 2010)

SIP Investments	Since Inception SIP	5 Year SIP	3 Year SIP	1 Year SIP
Total Amount Invested	19,60,000	6,00,000	3,60,000	1,20,000
Market value as on 29 <sup>th</sup> May 2026	53,47,959	6,84,282	3,71,046	1,14,066
Returns (CAGR)	11.31%	5.22%	1.98%	-9.18%
Benchmark Returns (CAGR)	12.43%	8.63%	4.18%	-6.77%
Additional Benchmark Returns (CAGR)	11.80%	7.26%	2.82%	-9.28%

**Past performance may or may not be sustained in future.** Data As on 29<sup>th</sup> May 2026. Returns greater than 1 year period are compounded annualized. Benchmark: BSE 100 TRI . Additional Benchmark: BSE Sensex TRI. Inception Date: Jan 05, 2010. Shreyash Devalkar is managing the scheme since 23<sup>rd</sup> November 2016 and he manages 06 schemes of Axis Mutual Fund & Krishnaa N (for Foreign Securities) is managing the scheme since 01<sup>st</sup> March 2024 and she manages 24 schemes of Axis Mutual Fund . Jayesh Sundar is managing the scheme since 4<sup>th</sup> Nov 2024 and he manages 08 schemes of Axis Mutual Fund. Please click on link [https://transact.axismf.com/cms/sites/default/files/Statutory/WDP\\_Annexure\\_May.pdf](https://transact.axismf.com/cms/sites/default/files/Statutory/WDP_Annexure_May.pdf) to view the performance of other schemes currently managed by the fund manager. To refer scheme performance please refer slide 18. SIP returns are computed after accounting for the cash flow by using XIRR method (investment internal rate of return).

Above investment simulation is for illustration purpose only and should not be construed as a promise on minimum returns and safeguard of capital. Above calculation is based on Regular Plan - Growth Option NAV. Assuming Rs. 10,000 invested systematically on the first business day of every month over a period of time.

\*Note - The above investment simulation should not be construed as a promise on minimum returns and safeguard of capital.

# Product Labelling

## Axis Large Cap Fund

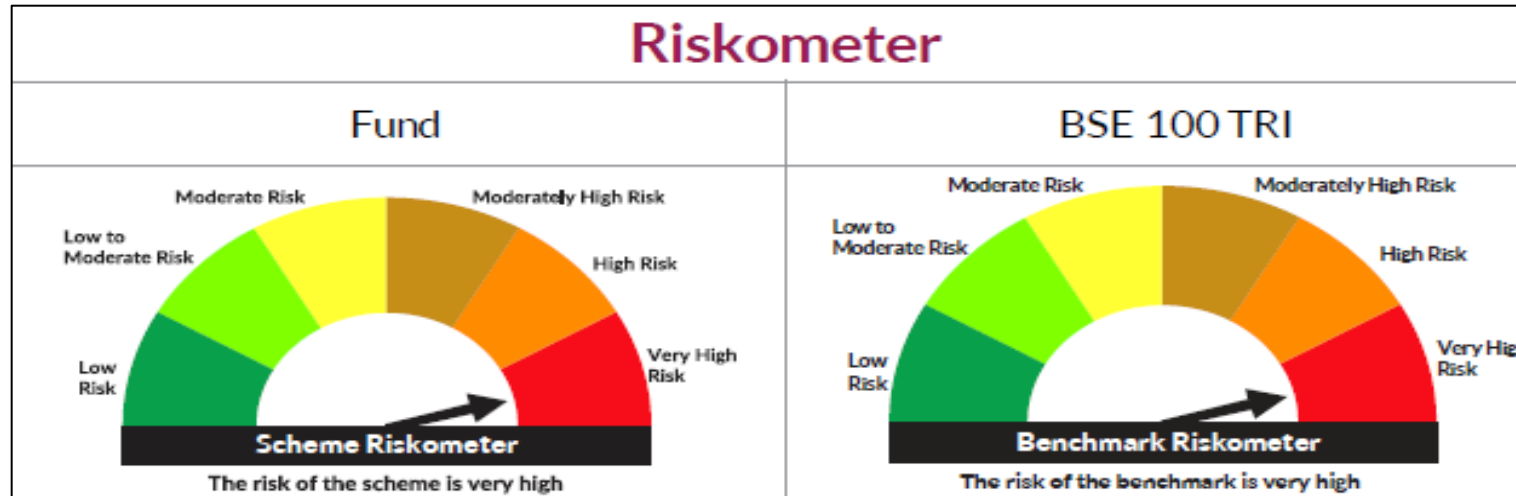
(An Open-Ended Equity Scheme Predominantly Investing In Large Cap Stocks)

**Benchmark: BSE 100 TRI**

This product is suitable for investors who are seeking\*

- Capital appreciation over long term
- Investment in a diversified portfolio predominantly consisting of equity and equity related instruments of large cap companies

\*Investors should consult their financial advisers if in doubt about whether the product is suitable for them.



For latest Risk-o-meter, refer [www.axismf.com](http://www.axismf.com).

# Statutory Details and Risk Factors

Data updated As on 31<sup>st</sup> May 2026.

**Past performance may or may not be sustained in the future.** Sector(s) / Stock(s) / Issuer(s) mentioned above are for the purpose of disclosure of the portfolio of the Scheme(s) and should not be construed as recommendation. The fund manager(s) may or may not choose to hold the stock mentioned, from time to time.

- Shreyash Devalkar is Managing Axis Large Cap Fund, Axis Midcap Fund since 23rd Nov, 2016, Axis Multicap Fund since 1st Mar, 2023, Axis Large & Mid Cap Fund, Axis ELSS Tax Saver Fund since 4th Aug, 2023 and Axis Multi-Asset Active FoF since 11th Dec, 2025.
- Jayesh Sundar is Managing Axis Children's Fund, Axis Balanced Advantage Fund, Axis Aggressive Hybrid Fund and Axis Conservative Hybrid Fund since 28th Sep, 2023, Axis Retirement Fund Aggressive Plan, Axis Retirement Fund -Conservative Plan and Axis Retirement Fund -Dynamic Plan since 24th Jan, 2024 and Axis Large Cap Fund since 4th Nov, 2024.
- Krishnaa N is Managing Axis Value Fund, Axis Large Cap Fund, Axis Focused Fund, Axis Greater China Equity Fund of Fund, Axis Global Equity Alpha Fund of Fund, Axis Global Innovation Fund of Fund, Axis Large & Mid Cap Fund, Axis Midcap Fund, Axis Flexi Cap Fund, Axis NASDAQ 100 US Specific Equity Passive FOF, Axis Retirement Fund -Aggressive Plan, Axis Retirement Fund Conservative Plan, Axis Retirement Fund -Dynamic Plan, Axis Small Cap Fund, Axis Innovation Fund and Axis US Specific Treasury Dynamic Debt Passive FOF since 1st Mar, 2024, Axis Consumption Fund since 12th Sep, 2024, Axis Multi Asset Allocation Fund, Axis Children's Fund, Axis Aggressive Hybrid Fund and Axis Equity Savings Fund since 16th Dec, 2024, Axis Services Opportunities Fund since 24th Jul, 2025, Axis ESG Integration Strategy Fund since 4th Aug, 2025 and Axis Quant Fund since 16th May, 2026.

**Statutory Details:** Axis Mutual Fund has been established as a Trust under the Indian Trusts Act, 1882, sponsored by Axis Bank Ltd. (liability restricted to Rs. 1 Lakh). Trustee: Axis Mutual Fund Trustee Ltd. Investment Manager: Axis Asset Management Co. Ltd. (the AMC). Risk Factors: Axis Bank Limited is not liable or responsible for any loss or shortfall resulting from the operation of the scheme. This document represents the views of Axis Asset Management Co. Ltd. and must not be taken as the basis for an investment decision. Neither Axis Mutual Fund, Axis Mutual Fund Trustee Limited nor Axis Asset Management Company Limited, its Directors or associates shall be liable for any damages including lost revenue or lost profits that may arise from the use of the information contained herein. No representation or warranty is made as to the accuracy, completeness or fairness of the information and opinions contained herein. The AMC reserves the right to make modifications and alterations to this statement as may be required from time to time.

**Mutual Fund Investments are subject to market risks, read all scheme related documents carefully.**

# Performance Disclaimer and Risk factors

## **Past performance may or may not be sustained in the future.**

The presentation dated 31<sup>st</sup> May 2026, has been prepared by Axis Asset Management Company Limited (Axis AMC) based on internal data, publicly available information and other sources believed to be reliable. Any calculations made are approximations, meant as guidelines only, which you must confirm before relying on them. The information given is for general purposes only. Past performance may or may not be sustained in future. The current investment strategies are subject to change depending on market conditions. The statements are given in summary form and do not purport to be complete. The views / information provided do not have regard to specific investment objectives, financial situation and the particular needs of any specific person who may receive this information. The information/ data herein alone are not sufficient and should not be used for the development or implementation of an investment strategy. The statements contained herein may include statements of future expectations and other forward-looking statements that are based on our current views and involve known and unknown risks and uncertainties that could cause actual results, performance or events to differ materially from those expressed or implied in such statements. Stocks/Sectors referred in the presentation are illustrative and should not be construed as an investment advice or a research report or a recommended by Axis Mutual Fund / AMC. The Fund may or may not have any present or future positions in these sectors. Axis Mutual Fund/AMC is not guaranteeing any returns on investments made in the Scheme(s). The data/statistics are given to explain general market trends in the securities market, it should not be construed as any research report/research recommendation. Neither Axis AMC and Axis Mutual Fund nor any person connected with them, accepts any liability arising from the use of this document. The recipient(s) before acting on any information herein should make his/her/their own investigation and seek appropriate professional advice and shall alone be fully responsible / liable for any decision taken on the basis of information contained herein. For complete portfolio/details refer to our website <https://www.axismf.com/>.

**Mutual Fund Investments are subject to market risks, read all scheme related documents carefully.**

# Thank You

