

Axis ELSS Tax Saver Fund

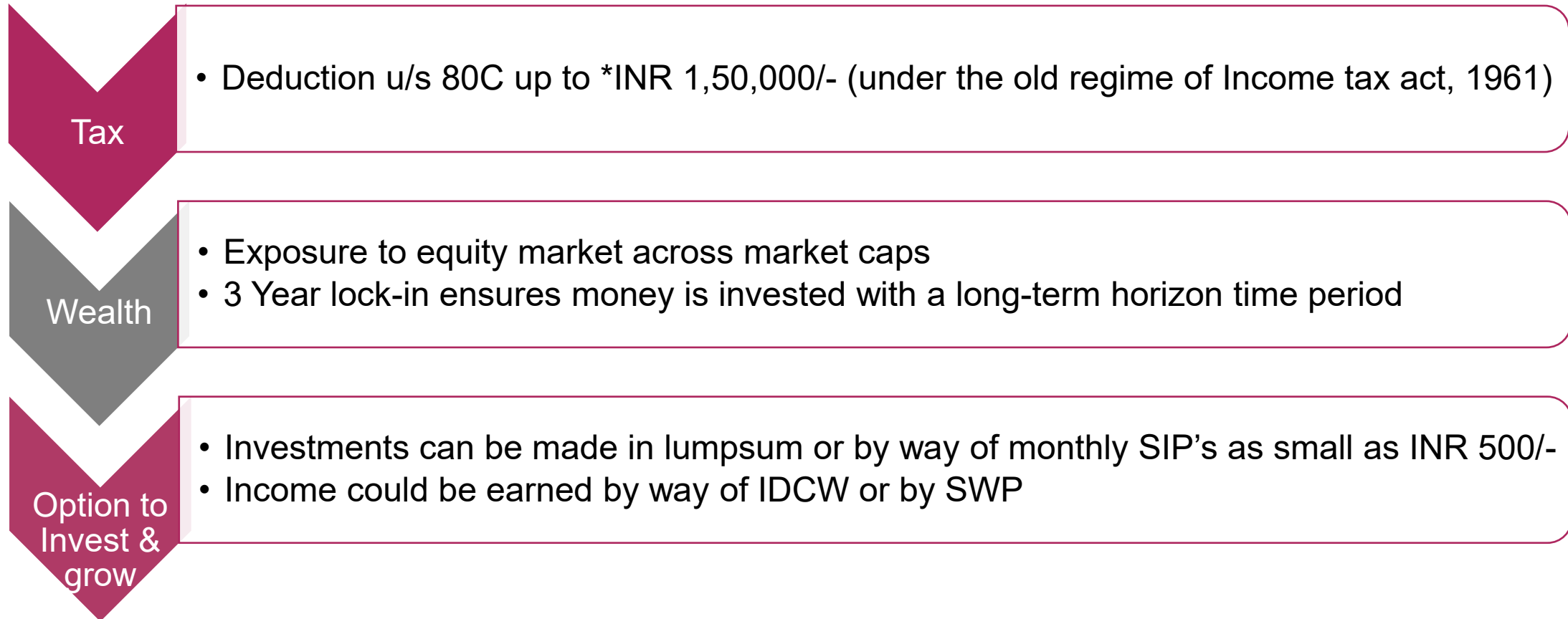
(An open ended equity linked saving scheme with a statutory lock in of 3 years and tax benefit)



**For Riskometer and Product Labelling please refer slide 21.*

SEBI Registered Name & Number: Axis Mutual Fund - MF/061/09/02

ELSS: Dual benefit of Tax saving and Wealth Creation



*The deduction of 1.5 lakhs is available under old tax regime. Investors should be aware that the fiscal rules/ tax laws may change and there can be no guarantee that the current tax position may continue indefinitely. In view of individual nature of tax consequences, each investor should seek appropriate advice.

Lowest lock in period v/s other tax saving options

Max deduction under 80C* – 1,50,000/-

	ELSS	ULIP	Tax saving FD	Sukanya Samridhi yojana	PPF	NSC
Lock in period	3 Years	5 Years	5 Years	21 Years	15 Years	5 Years
Return % (p.a)	Market linked	Market linked	6.5%	8.2%	7.1%	7.7%
Guaranteed returns	No	No	Yes	Yes	Yes	Yes

Benefits of 3 year lock-in period

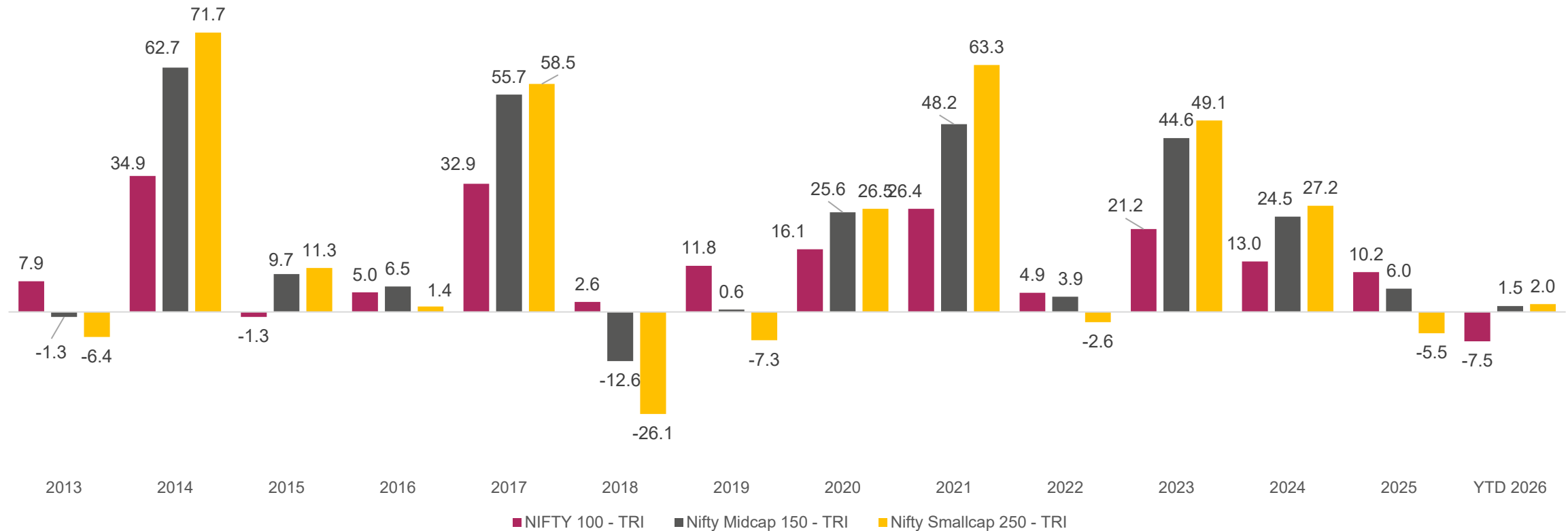
Unique Long-Term Orientation That Helps Investors

Investor Perspective	Fund manager perspective
Investment horizon aligned with the market cycle	Focus on long term wealth creation opportunities while ignoring short term market noise
Discipline of looking at long term allocations	No tactical/hot money flows into the fund
Wealth creation potential	Greater leeway to enter/ exit positions –provides headroom to manage a large corpus

Current Portfolio Allocation is based on the prevailing market conditions and is subject to changes depending on the fund manager's view of the equity markets.

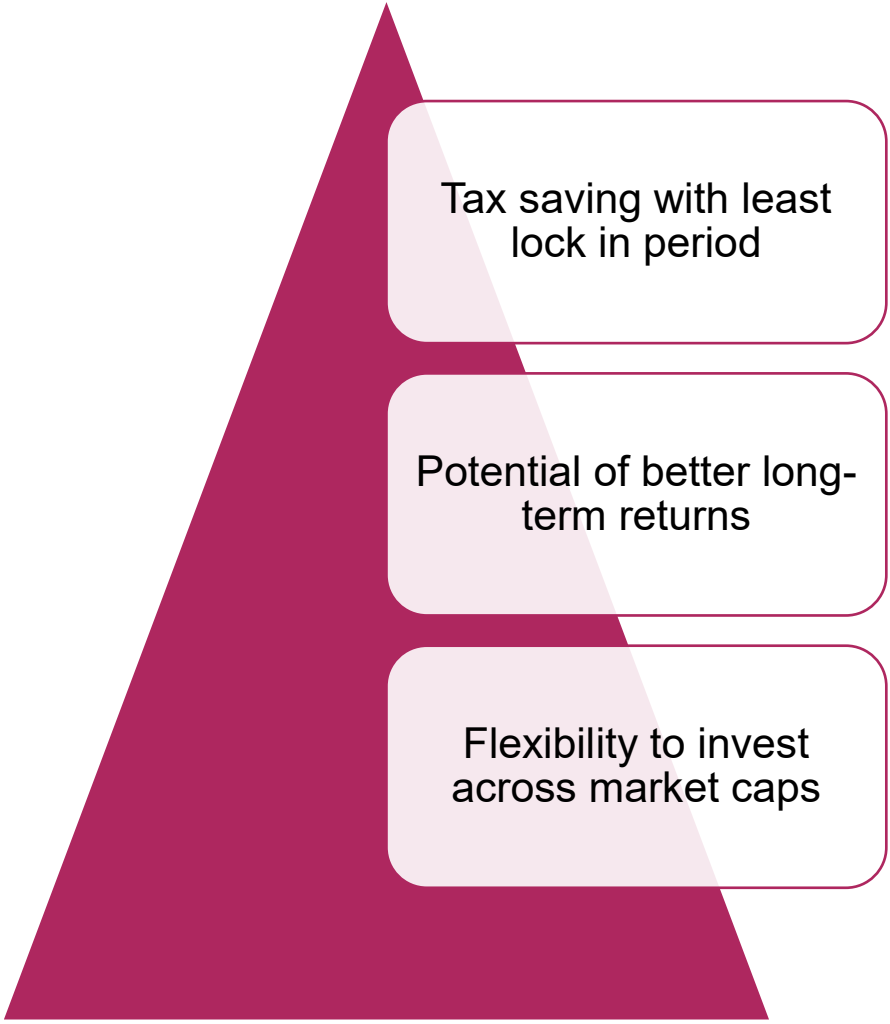
Flexibility to participate in all three market caps

Segment Wise Market Performance



- ❖ There have been years when the large cap has given positive returns with Mid and small cap being negative; and vice versa
- ❖ Predicting the is difficult and hence there is merit in investing across market caps

Advantages of ELSS Fund



Tax saving with least lock in period

Potential of better long-term returns

Flexibility to invest across market caps

The disciplined approach of investing in volatile times – given that there is a lock-in, preventing premature withdrawal.

Axis ELSS Tax Saver Fund

(An open-ended equity linked saving scheme with a statutory lock in of 3 years and tax benefit)

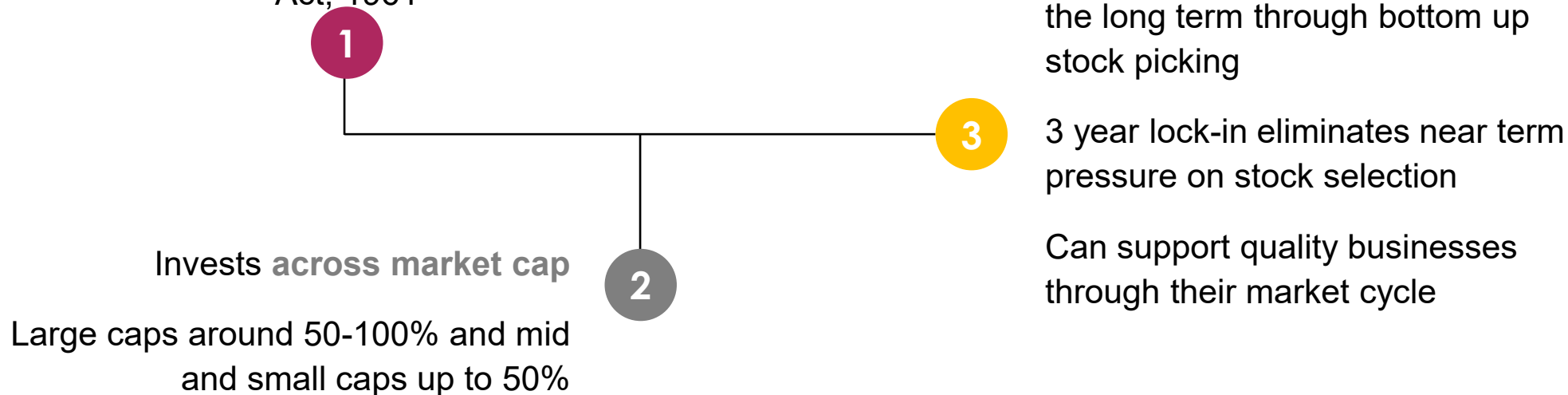


Fund Positioning

Axis ELSS Tax Saver Fund

An open ended equity linked saving scheme with a **statutory lock in of 3 years and tax benefit***

Offers tax benefit under section 80C of the old regime Income Tax Act, 1961



Current Portfolio Allocation is based on the prevailing market conditions and is subject to changes depending on the fund manager's view of the equity markets. Market cap buckets as per SEBI/AMFI classification. . *In view of individual nature of tax consequences, each unit holder is advised to consult his/her own professional tax advisors.

Investment Philosophy

What Do We Mean By Quality Businesses?



**Strong Competitive
Positioning**



**Cash Flow Generating
With Sound Financials**



**Credible Management
Team**



**Sustainable Growth
Potential**

Focus on steady consistent and long-term portfolio with limited down-side risk

Past performance may or may not be sustained in the future. Current Portfolio Allocation is based on the prevailing market conditions and is subject to changes depending on the fund manager's view of the equity markets.

Portfolio Construction

What Do We Aim To Achieve

We Invest in

High quality leaders, solid growth, impeccable execution, strong finances especially decent Operating Cash Flows and less geared

We Avoid

Highly cyclical and highly regulated sectors

Result

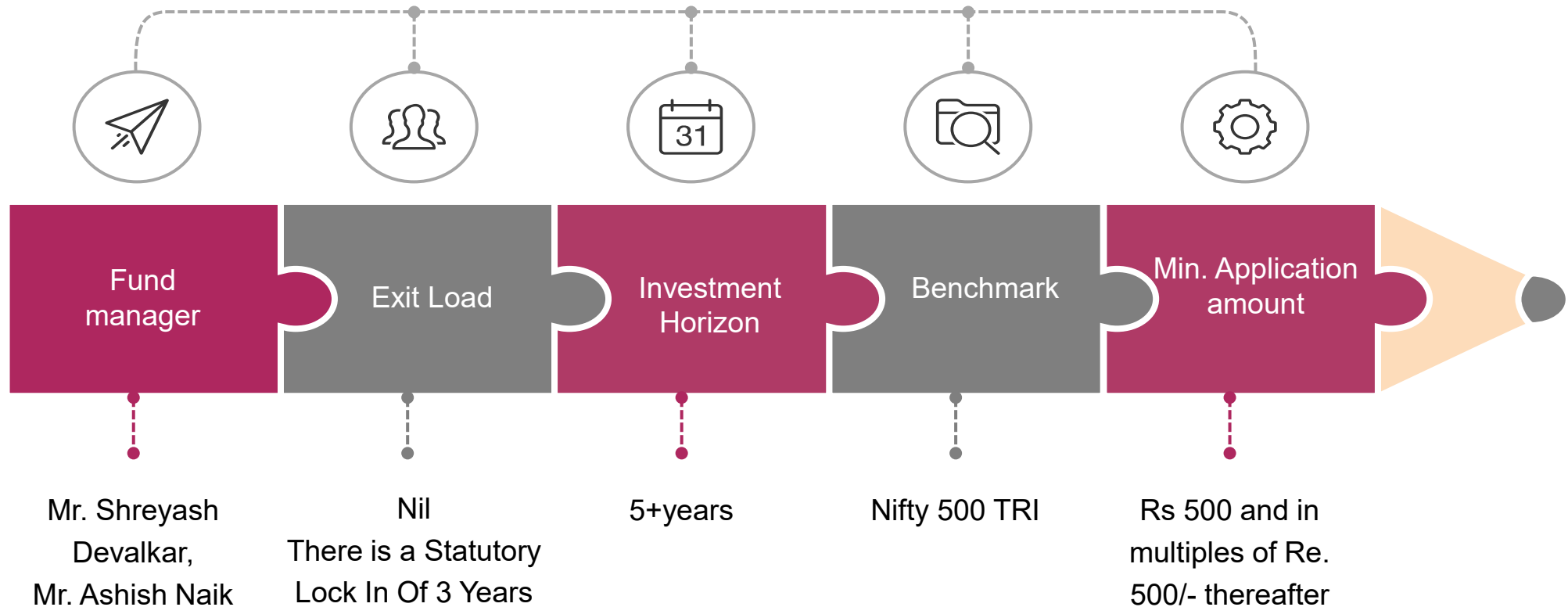
Stringent benchmark agnostic stock selection, compact portfolio reflecting high conviction, long holding periods

Bottom-up portfolio aiming to deliver steady and consistent returns for investors

Past performance may or may not be sustained in the future. Current Portfolio Allocation is based on the prevailing market conditions and is subject to changes depending on the fund manager's view of the equity markets.

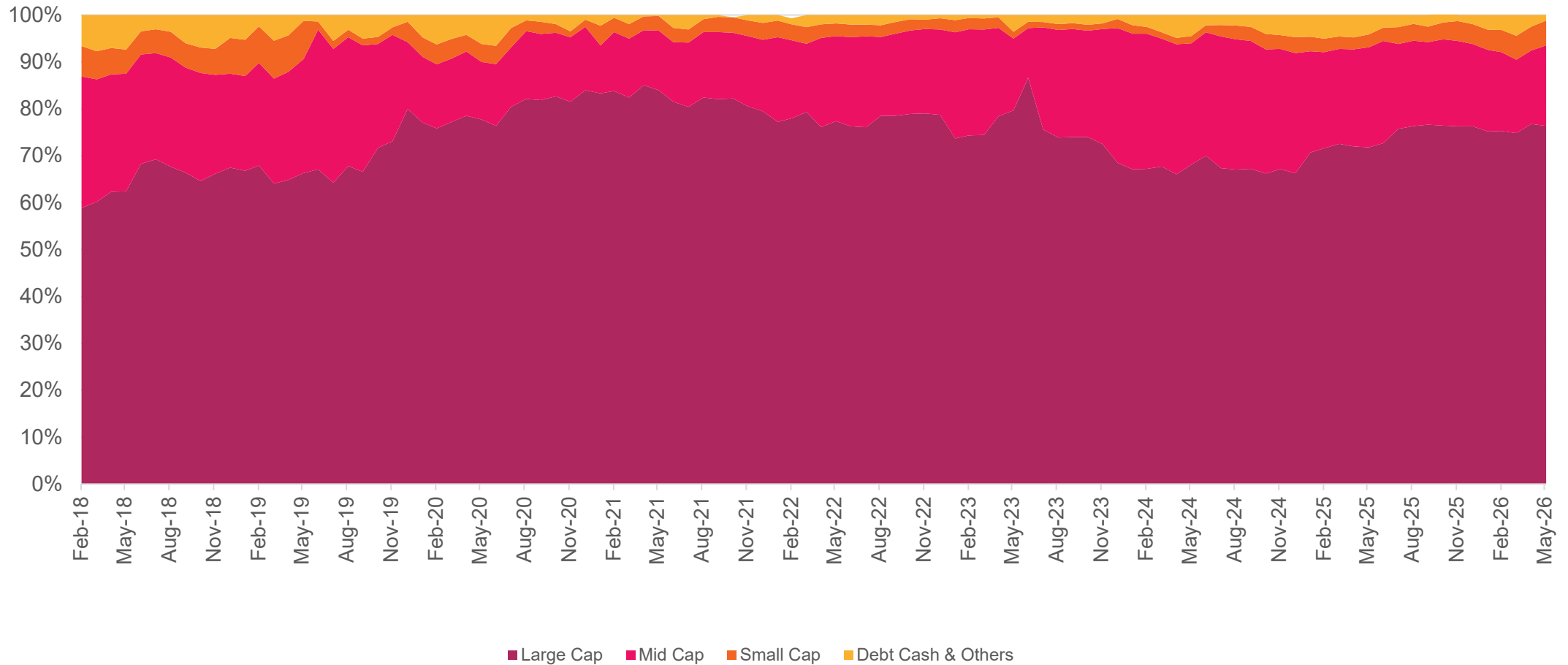
Features At A Glance

Axis ELSS Tax Saver Fund



Portfolio allocation

Invests primarily in Large cap companies

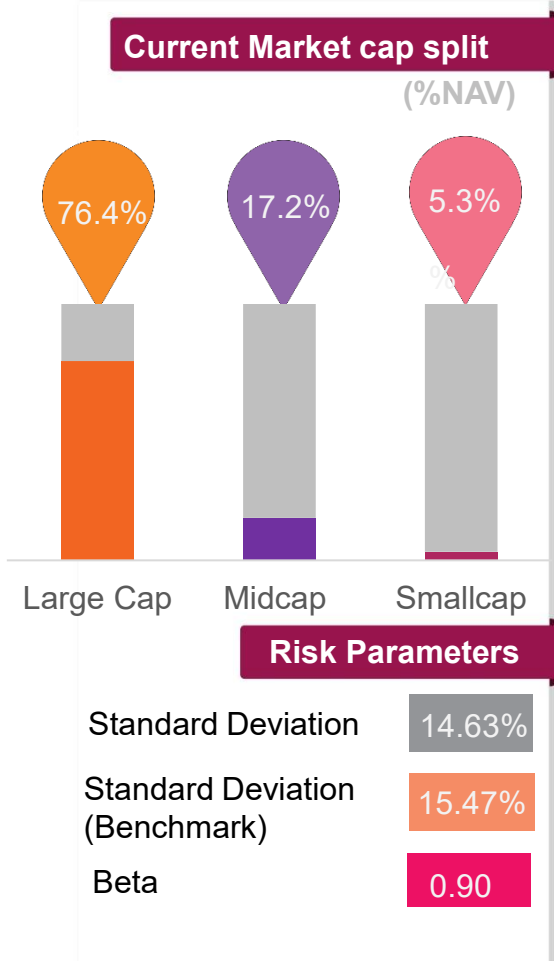


Current Portfolio Allocation is based on the prevailing market conditions and is subject to changes depending on the fund manager's view of the equity markets. Market caps are defined as per SEBI regulations as below: a. Large Cap: 1st -100th company in terms of full market capitalization. b. Mid Cap: 101st -250th company in terms of full market capitalization. c. Small Cap: 251st company onwards in terms of full market capitalization. For detailed asset allocation, please refer to the scheme information document (SID)

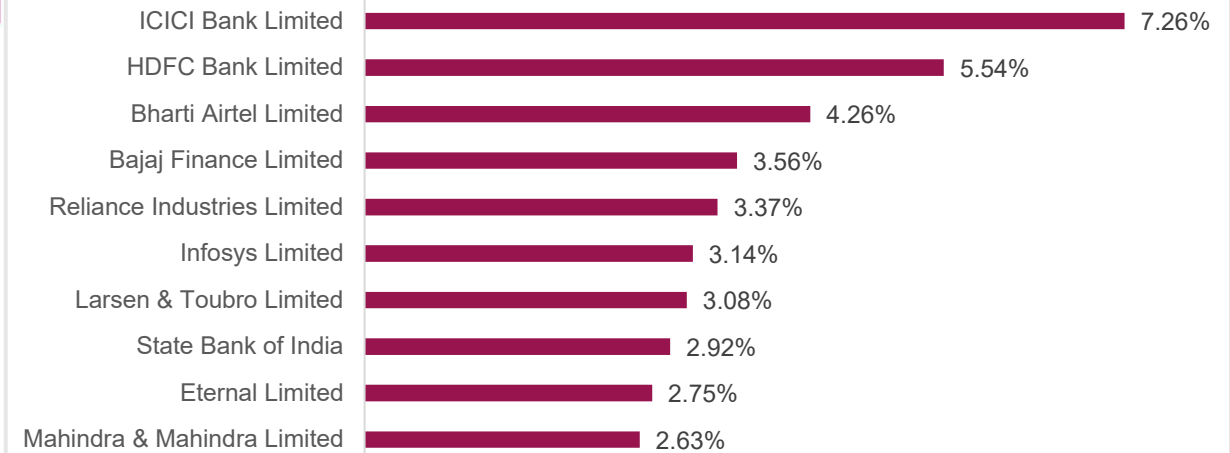
Data as on 31st May 2026

Current portfolio

As on 31st May 2026



Top 10 Stocks



Top 5 Sectors



Exposure as % of Net assets. Source : Axis MF Research, ACEMF. Note: Current Portfolio Allocation is based on the prevailing market conditions and is subject to changes depending on the fund manager's view of the equity markets. Market caps are defined as per SEBI regulations as below: a. Large Cap: 1st -100th company in terms of full market capitalization. b. Mid Cap: 101st -250th company in terms of full market capitalization. c. Small Cap: 251st company onwards in terms of full market capitalization. Past performance may or may not be sustained in the future. Stock(s) / Issuer(s) / Top stocks with increased or decreased exposure mentioned above are for the purpose of disclosure of the portfolio of the Scheme(s) and should not be construed as recommendation to buy/sell/ hold. The fund manager(s) may or may not choose to hold the stock mentioned, from time to time. Data As on 31st May 2026.

Portfolio positioning v/s Benchmark

As of 31st May 2026

Sectors OW/UW

Sectors	Fund	Benchmark	Difference
Financial Services	31.0	30.2	0.8
Healthcare	8.9	6.9	2.0
Capital Goods	7.6	7.4	0.3
Automobile And Auto Components	7.6	7.2	0.4
Chemicals	6.6	2.0	4.6
Consumer Services	6.5	3.5	3.0
Information Technology	5.1	6.4	-1.3
Telecommunication	4.3	3.7	0.5
Oil, Gas & Consumable Fuels	4.2	7.3	-3.1
Construction	3.1	2.9	0.1
Metals & Mining	2.3	4.4	-2.2
Fast Moving Consumer Goods	2.2	5.6	-3.4
Construction Materials	2.2	2.0	0.3
Services	2.2	1.9	0.3
Power	1.8	3.8	-2.1
Consumer Durables	1.5	2.7	-1.2
Realty	1.3	1.0	0.2
Textiles	0.4	0.3	0.2
Diversified	0.0	0.1	-0.1
Media, Entertainment & Publication	0.0	0.1	-0.1

Fundamentals (Mar 2026)

Data	Fund	Benchmark
P/E (FY26)	25.7	20.9
P/B (FY26)	4.0	2.4
ROE (FY26)	15.6%	11.5%

Source : FactSet, Axis MF. Benchmark of the scheme - Nifty 500 TRI. Past performance may or may not be sustained in the future. Sectors with increased or decreased exposure mentioned above are for the purpose of disclosure of the portfolio of the Scheme(s) and should not be construed as recommendation to buy/sell/ hold. The fund manager(s) may or may not choose to hold the sector mentioned, from time to time. Benchmark : Nifty 500 TRI.

Portfolio Changes : May 2026

Changes made to the portfolio over the last 1 year

Top stocks with increased exposure/entries	Change in exposure (%) over last year
Axis Bank Limited	2.31%
ICICI Bank Limited	1.33%
Reliance Industries Limited	1.23%
Larsen & Toubro Limited	1.21%
State Bank of India	1.13%

Top stocks with reduced exposure/ exits	Change in exposure (%) over last year
HDFC Bank Limited	-2.81%
Tata Consultancy Services Limited	-1.68%
Torrent Power Limited	-1.63%
Info Edge (India) Limited	-1.08%
Nestle India Limited	-1.07%

Exposure as % of Net assets. Source : Axis MF Research, ACEMF. Note: Current Portfolio Allocation is based on the prevailing market conditions and is subject to changes depending on the fund manager's view of the equity markets. Market caps are defined as per SEBI regulations as below: a. Large Cap: 1st -100th company in terms of full market capitalization. b. Mid Cap: 101st -250th company in terms of full market capitalization. c. Small Cap: 251st company onwards in terms of full market capitalization. Past performance may or may not be sustained in the future. Stock(s) / Issuer(s)/ Top stocks with increased or decreased exposure mentioned above are for the purpose of disclosure of the portfolio of the Scheme(s) and should not be construed as recommendation to buy/sell/ hold. The fund manager(s) may or may not choose to hold the stock mentioned, from time to time. Data As on 31st May 2026.

Attributing our performance

Jun-2025 to May-2026

Top Contributors	% Contributed
Stocks	
ITC Limited	0.57
CG Power & Industrial Solutions Ltd	0.46
GE Vernova T&D India Limited	0.42
Cummins India Limited	0.36
APAR Industries Limited	0.33
Sector	
Capital Goods	0.95
Fast Moving Consumer Goods	0.62
Construction	0.16

Top Detractors	% Detracted
Stocks	
PI Industries Limited	-0.50
Vedanta Limited	-0.38
BSE Ltd.	-0.31
Adani Power Limited	-0.28
Infosys Limited	-0.25
Sector	
Financial Services	-1.19
Metals & Mining	-1.16
Power	-0.49

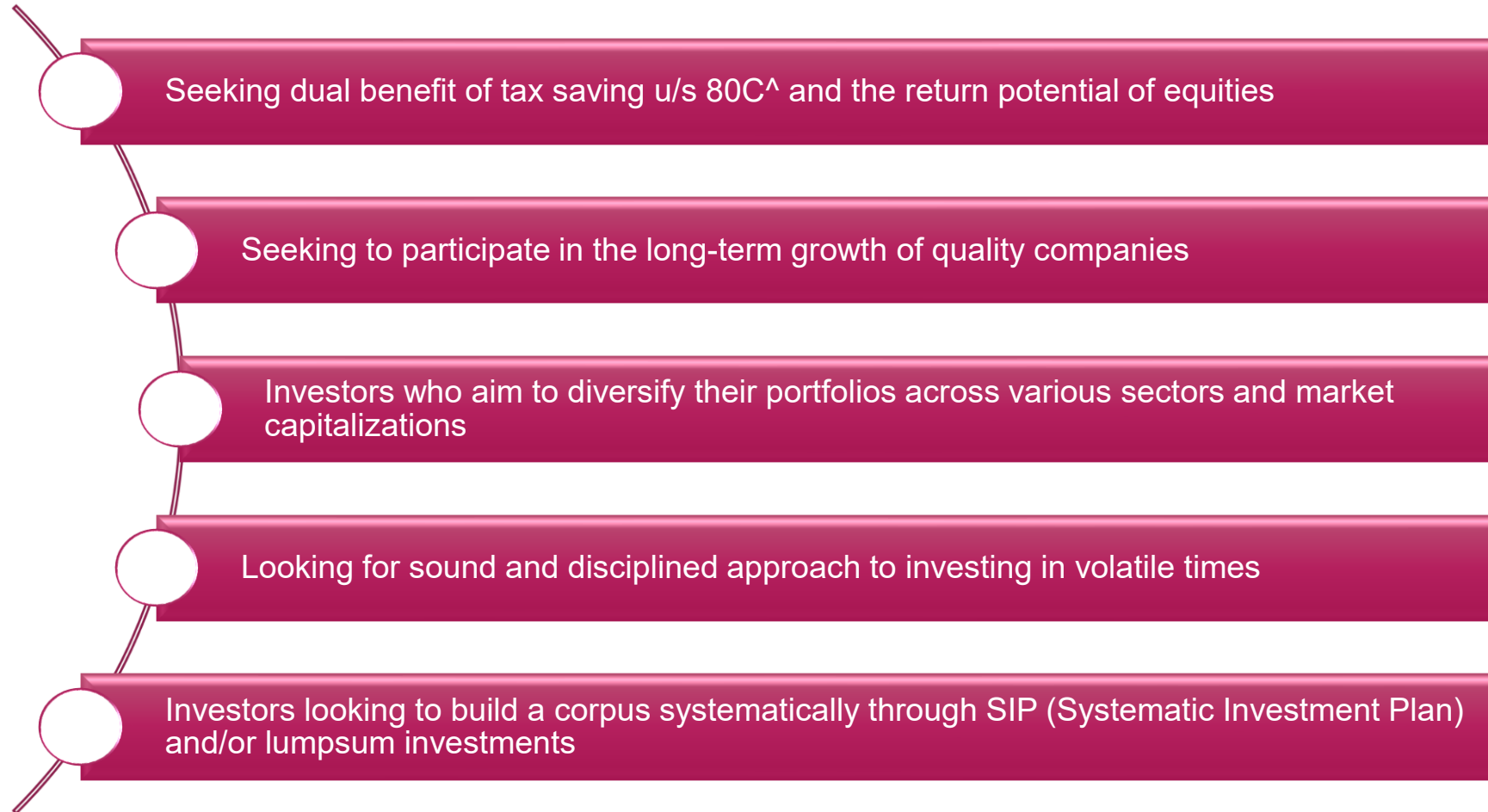
Exposure as % of Net assets. Source : FactSet. Note: Current Portfolio Allocation is based on the prevailing market conditions and is subject to changes depending on the fund manager's view of the equity markets. Stock(s) / Issuer(s)/ Top stocks with increased or decreased exposure mentioned above are for the purpose of disclosure of the portfolio of the Scheme(s) and should not be construed as recommendation to buy/sell/hold. The fund manager(s) may or may not choose to hold the stock mentioned, from time to time.

Quarterly trend

Fund	Mar-24	Jun-24	Sept-24	Dec-24	Mar-25	Jun-25	Sep-25	Dec-25	Mar-26
No. of stocks	54	75	83	85	83	91	90	98	75
Top 10 holdings (%)	46.2%	42.6%	36.7%	37.4%	39.5%	39.0%	39.7%	38.5%	38.3%
Large cap (%)	66.8%	70.0%	67.2%	66.3%	72.5%	72.7%	76.6%	76.3%	74.8%
Midcap (%)	27.9%	26.3%	27.3%	25.6%	20.3%	21.8%	17.6%	17.6%	15.7%
Small cap (%)	1.3%	1.5%	3.0%	3.4%	2.6%	2.9%	3.3%	4.2%	5.1%
Cash (%)	4.0%	2.2%	2.5%	4.7%	4.6%	2.7%	2.5%	2.0%	4.4%

Source: FactSet, Axis MF. The holdings and market capitalisation mentioned above are for the purpose of disclosure of the portfolio of the Scheme(s) and should not be construed as recommendation to buy/sell/ hold. The fund manager(s) may or may not choose to hold the mentioned data.

Who may invest?



Investors should consult their financial advisers, if in doubt about whether the product is suitable for them.

[^]Under old tax regime

Performance

29th May 2026

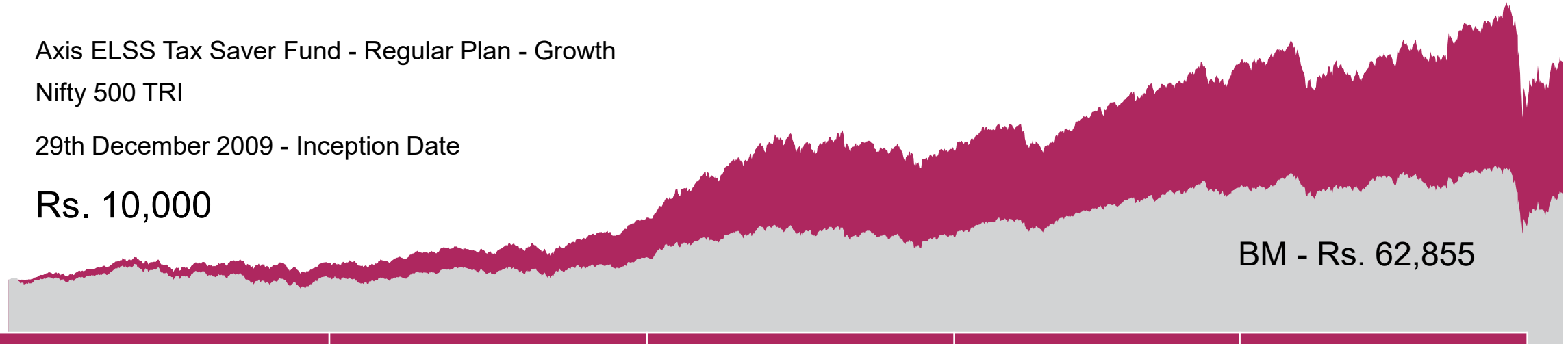
29th May 2026
Fund - Rs. 91,788

Axis ELSS Tax Saver Fund - Regular Plan - Growth

Nifty 500 TRI

29th December 2009 - Inception Date

Rs. 10,000



	1 Year		3 Year		5 Year		Since Inception	
	CAGR (%)	Current Value of investment of Rs. 10,000	CAGR (%)	Current Value of investment of Rs. 10,000	CAGR (%)	Current Value of investment of Rs. 10,000	CAGR (%)	Current Value of investment of Rs. 10,000
Axis ELSS Tax Saver Fund - Regular Plan - Growth	-3.21%	9,680	10.53%	13,500	7.40%	14,289	14.45%	91,788
Nifty 500 TRI (Benchmark)	0.28%	10,028	13.92%	14,778	12.49%	18,007	11.84%	62,855
Nifty 50 TRI (Additional Benchmark)	-3.85%	9,616	9.54%	13,140	9.88%	16,012	10.96%	55,200

Past performance may or may not be sustained in future. Since Inception – 29th December 2009. Since inception returns is calculated on Rs.10000 invested at inception. Different plans have different expense structure. Plan of the scheme for which performance is given is indicated above. Mr. Shreyash Devalkar is managing the scheme since 4th August 2023, and he manages 06 schemes of Axis Mutual Fund & Mr. Ashish Naik is managing the scheme since 3rd August 2023, and he manages 04 schemes of Axis Mutual Fund. Returns greater than 1 year period are compounded annualised CAGR). Face Value per unit : ₹10.

Please click on link https://transact.axismf.com/cms/sites/default/files/Statutory/WDP_Annexure_May.pdf to view the performance of other schemes currently managed by the fund manager. Note: In case you require physical copy of this document request you to kindly take the printout to review the fund managers performance of other schemes managed by him from the above link given.

SIP Performance

29th May 2026

SIP Investments	Since Inception SIP	5 Year SIP	3 Year SIP	1 Year SIP
Total Amount Invested	19,70,000	6,00,000	3,60,000	1,20,000
Market value as on 29 th May 2026	65,27,367	7,08,783	3,81,179	1,15,926
Returns (CAGR)	13.29%	6.62%	3.77%	-6.33%
Benchmark Returns (CAGR)	13.28%	10.51%	6.29%	-1.78%
Additional Benchmark Returns (CAGR)	11.80%	7.26%	2.82%	-9.28%

Past performance may or may not be sustained in future. Since inception returns is calculated on Rs. 10000 invested at inception. Different plans have different expense structure. Plan of the scheme for which performance is given is indicated above. . Mr. Shreyash Devalkar is managing the scheme since 4th August 2023, and he manages 06 schemes of Axis Mutual Fund & Mr. Ashish Naik is managing the scheme since 3rd August 2023, and he manages 04 schemes of Axis Mutual Fund. . Returns greater than 1 year are Compounded Annual Growth Rates(CAGR). Above investment simulation is for illustration purpose only and should not be construed as a promise on minimum returns and safeguard of capital. Above calculation is based on Regular Plan - Growth Option NAV. Assuming Rs. 10,000 invested systematically on the first business day of every month over a period of time. SIP returns are computed after accounting for the cash flow by using XIRR method (investment internal rate of return). Please click on link https://transact.axismf.com/cms/sites/default/files/Statutory/WDP_Annexure_May.pdf to view the performance of other schemes currently managed by the fund manager. SIP returns are computed after accounting for the cash flow by using XIRR method (investment internal rate of return).

Product Labelling

Axis ELSS Tax Saver Fund

(An Open-Ended Equity Linked Savings Scheme With A Statutory Lock In Of 3 Years And Tax Benefit)

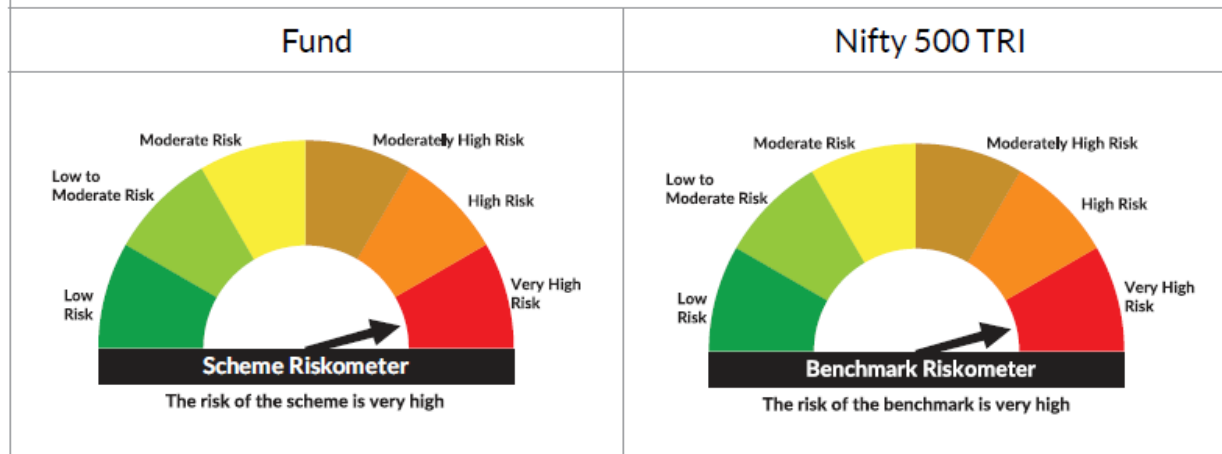
Benchmark: Nifty 500 TRI

This product is suitable for investors who are seeking*

- Capital appreciation & generating income over long term.
- Investment in a diversified portfolio predominantly consisting of equity and equity related instruments.

*Investors should consult their financial advisers if in doubt about whether the product is suitable for them.

Riskometer



Statutory Details and Risk Factors

Data updated As on 31st May 2026

Past performance may or may not be sustained in the future. Sector(s) / Stock(s) / Issuer(s) mentioned above are for the purpose of disclosure of the portfolio of the Scheme(s) and should not be construed as recommendation. The fund manager(s) may or may not choose to hold the stock mentioned, from time to time.

- Shreyash Devalkar is Managing Axis Large Cap Fund, Axis Midcap Fund since 23rd Nov, 2016, Axis Multicap Fund since 1st Mar, 2023, Axis Large & Mid Cap Fund, Axis ELSS Tax Saver Fund since 4th Aug, 2023 and Axis Multi-Asset Active FoF since 11th Dec, 2025.
- Ashish Naik is Managing Axis Multi Asset Allocation Fund since 22nd Jun, 2016, Axis Innovation Fund since 24th Dec, 2020, Axis Business Cycles Fund since 22nd Feb, 2023 and Axis ELSS Tax Saver Fund since 3rd Aug, 2023.

Statutory Details: Axis Mutual Fund has been established as a Trust under the Indian Trusts Act, 1882, sponsored by Axis Bank Ltd. (liability restricted to Rs. 1 Lakh). Trustee: Axis Mutual Fund Trustee Ltd. Investment Manager: Axis Asset Management Co. Ltd. (the AMC). Risk Factors: Axis Bank Limited is not liable or responsible for any loss or shortfall resulting from the operation of the scheme. This document represents the views of Axis Asset Management Co. Ltd. and must not be taken as the basis for an investment decision. Neither Axis Mutual Fund, Axis Mutual Fund Trustee Limited nor Axis Asset Management Company Limited, its Directors or associates shall be liable for any damages including lost revenue or lost profits that may arise from the use of the information contained herein. No representation or warranty is made as to the accuracy, completeness or fairness of the information and opinions contained herein. The AMC reserves the right to make modifications and alterations to this statement as may be required from time to time.

Mutual Fund Investments are subject to market risks, read all scheme related documents carefully.

Performance Disclaimer and Risk factors

Past performance may or may not be sustained in the future.

The presentation dated 31st May 2026, has been prepared by Axis Asset Management Company Limited (Axis AMC) based on internal data, publicly available information and other sources believed to be reliable. Any calculations made are approximations, meant as guidelines only, which you must confirm before relying on them. The information given is for general purposes only. Past performance may or may not be sustained in future. The current investment strategies are subject to change depending on market conditions. The statements are given in summary form and do not purport to be complete. The views / information provided do not have regard to specific investment objectives, financial situation and the particular needs of any specific person who may receive this information. The information/ data herein alone are not sufficient and should not be used for the development or implementation of an investment strategy. The statements contained herein may include statements of future expectations and other forward-looking statements that are based on our current views and involve known and unknown risks and uncertainties that could cause actual results, performance or events to differ materially from those expressed or implied in such statements. Stocks/Sectors referred in the presentation are illustrative and should not be construed as an investment advice or a research report or a recommended by Axis Mutual Fund / AMC. The Fund may or may not have any present or future positions in these sectors. Axis Mutual Fund/AMC is not guaranteeing any returns on investments made in the Scheme(s). The data/statistics are given to explain general market trends in the securities market, it should not be construed as any research report/research recommendation. Neither Axis AMC and Axis Mutual Fund nor any person connected with them, accepts any liability arising from the use of this document. The recipient(s) before acting on any information herein should make his/her/their own investigation and seek appropriate professional advice and shall alone be fully responsible / liable for any decision taken on the basis of information contained herein. For complete portfolio/details refer to our website <https://www.axismf.com/>.

Mutual Fund Investments are subject to market risks, read all scheme related documents carefully.

Thank You

