

Axis Nifty Midcap 50 Index Fund

June-2025

Axis Nifty Midcap50 Index Fund

About the fund



Axis Nifty Midcap 50 Index Fund

Scheme Details



Type of Scheme

An Open Ended Index Fund tracking the NIFTY MIDCAP 50 Index



Minimum Investment

₹100 and ₹1 thereafter



Entry Load

NA

Exit Load

0.25% if redeemed / switched out within 7 days from the date of allotment/Investment.



AUM (In Cr) (As of 30-June-25)

₹ 479.40



Benchmark

NIFTY Midcap 50 Index TRI



Inception Date

28-Mar-2022



Investment Objective

To provide returns before expenses that closely corresponds to the total returns of the NIFTY MIDCAP 50 subject to tracking errors. There is no assurance that the investment objective of the scheme will be achieved.



Fund Manager

• Mr. Karthik Kumar




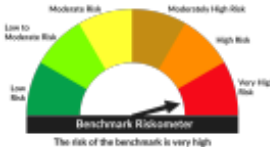
Total Expense Ratio (As of 30-June-25)

Direct – 0.26%

Axis Nifty Midcap 50 Index Fund

(An Open-Ended Index Fund tracking the NIFTY Midcap 50TRI)

Benchmark: **NIFTY Midcap 50 Index TRI**

Product Labelling	Product Riskometer	Benchmark Riskometer
<p>This product is suitable for investors who are seeking*</p> <ul style="list-style-type: none">• Long term wealth creation solution• An index fund that seeks to track returns by investing in a basket of Nifty Midcap 50 Index stocks and aims to achieve returns of the stated index, subject to tracking error. <p>*Investors should consult their financial advisers if in doubt about whether the product is suitable for them.</p>		

Scheme Performance

Axis Nifty Midcap 50 Index Fund

Axis Nifty Midcap 50 Index Fund									
	1 Year		3 Years		5 Years		Since Inception		Date of Inception
	CAGR(%)	Current Value of Investment of ₹10,000/-	CAGR(%)	Current Value of Investment of ₹10,000/-	CAGR(%)	Current Value of Investment of ₹10,000/-	CAGR(%)	Current Value of Investment of ₹10,000/-	
Axis Nifty Midcap 50 Index Fund - Regular - Growth	6.59%	10663	31.14%	22567	NA	NA	23.60%	19951	28-Mar-22
Nifty Midcap 50 Index TRI (Benchmark)	7.69%	10773	33.09%	23590	NA	NA	26.51%	21525	
Nifty 50 TRI (Additional Benchmark)	7.49%	10754	18.72%	16741	NA	NA	14.23%	15430	
Axis Nifty Midcap 50 Index Fund - Direct - Growth	7.41%	10745	32.10%	23069	NA	NA	24.51%	20435	28-Mar-22
Nifty Midcap 50 Index TRI (Benchmark)	7.69%	10773	33.09%	23590	NA	NA	26.51%	21525	
Nifty 50 TRI (Additional Benchmark)	7.49%	10754	18.72%	16741	NA	NA	14.23%	15430	

Past performance may or may not be sustained in future. Different plans have different expense structure. Karthik Kumar is managing the scheme since 3rd August 2023 and he manages 23 schemes of Axis Mutual Fund . Please refer to https://www.axismf.com/cms/sites/default/files/Statutory/ALL_Annexure_Jun.pdf performance of all schemes managed by the fund manager. Returns greater than 1 year period are compounded annualised (CAGR). Face Value per unit : ₹10.

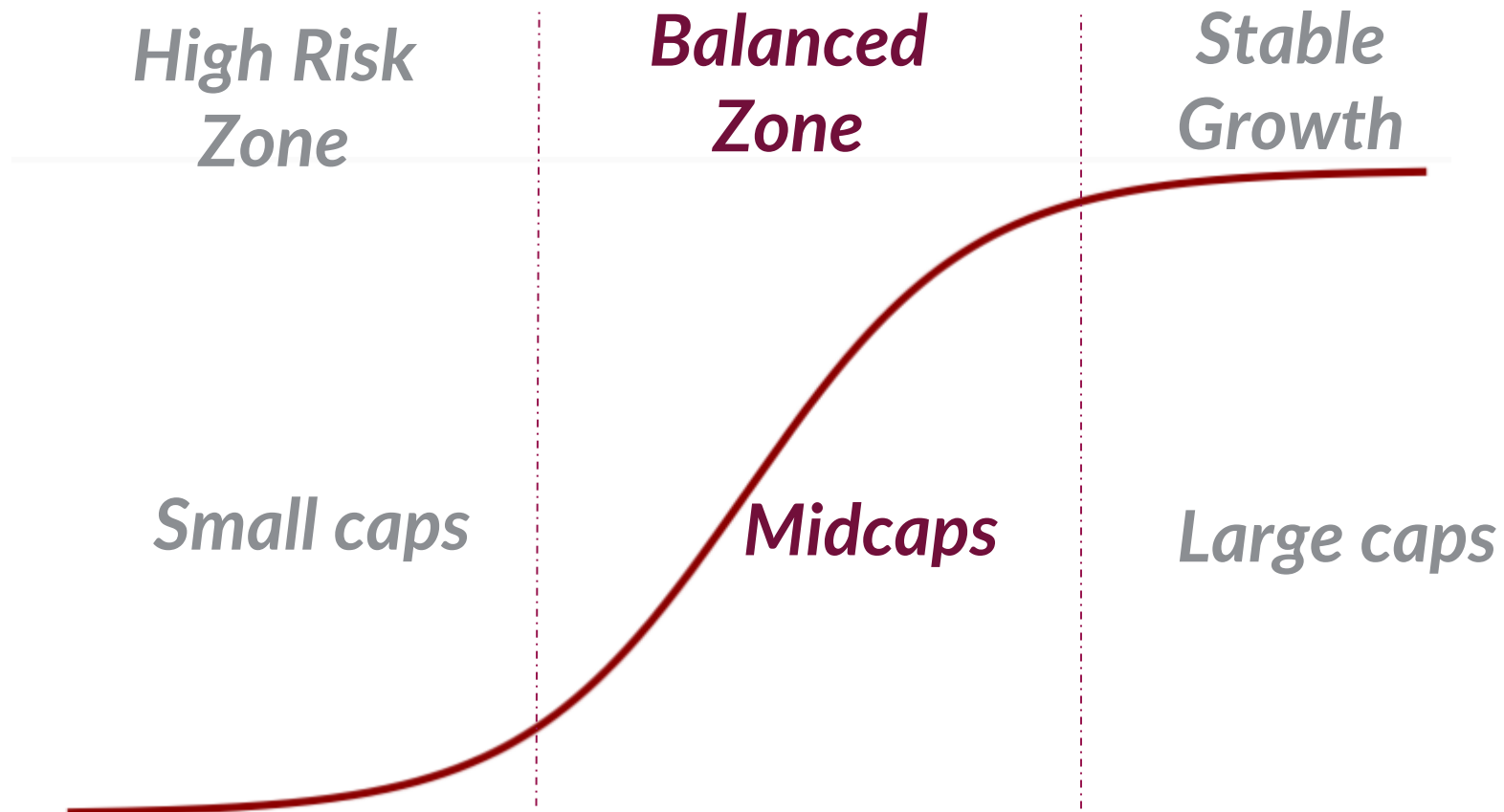
Nifty Midcap 50 Index

Deep Dive



Why consider Midcap Category ?

Potential lifecycle of companies



. Past performance may or may not be sustained in the future. The above information should not be construed as promise, guarantee or forecast of returns. Table / Charts mentioned above are used to explain the concept and is for illustration purpose only.

Axis Nifty MidCap 50 Index Fund

Exposure to India's leading 50 mid-sized companies

Axis Nifty Midcap 50 Index fund aims to offers exposure to top 50 mid-cap companies forming part of Nifty Midcap 50 Index.

Methodology Snapshot -

- **Universe** – Constituents are selected from members of the Nifty Midcap 150 index
- **Stock Selection** – Stocks are selected based on full market cap and liquidity (daily turnover)
- **Index Weighting & Rebalancing** – Constituents are weighted based on free float market cap and rebalanced semi-annually

	Time Period	Midcap 50 TRI	Nifty 50 TRI
CAGR	3 Year	33.1%	18.7%
	5 Year	33.9%	21.3%
	10 Year	19.2%	13.2%
	15 Year	14.1%	12.4%
Volatility	15 Year	21.6%	16.6%

Axis Nifty Midcap 50 Index Fund

TER (Direct)= 0.26%

*(As of 30th June 2025)

Active Midcap Funds

Average TER (Direct) = 0.73 %

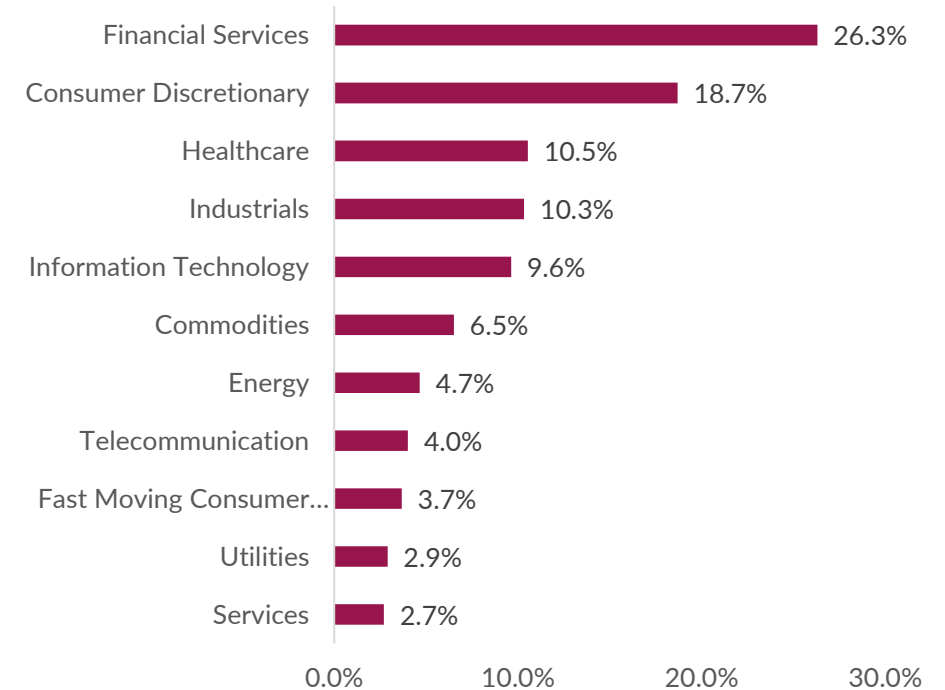
*(As of 30th June 2025)

Index Composition : Nifty Midcap 50

Top 10 Constituents

Company Name	Weight	Macro Economic Sector
BSE LTD.	5.95%	Financial Services
MAX HEALTHCARE INSTITUTE LTD.	5.00%	Healthcare
PERSISTENT SYSTEMS LTD.	3.42%	Information Technology
COFORGE LTD.	3.38%	Information Technology
PB FINTECH LTD.	3.19%	Financial Services
DIXON TECHNOLOGIES (INDIA) LTD.	3.08%	Consumer Discretionary
INDUS TOWERS LTD.	2.93%	Telecommunication
HDFC ASSET MANAGEMENT COMPANY LTD.	2.78%	Financial Services
FEDERAL BANK LTD.	2.76%	Financial Services
IDFC FIRST BANK LTD.	2.54%	Financial Services
Total	34.13	

Sector Weights (%)

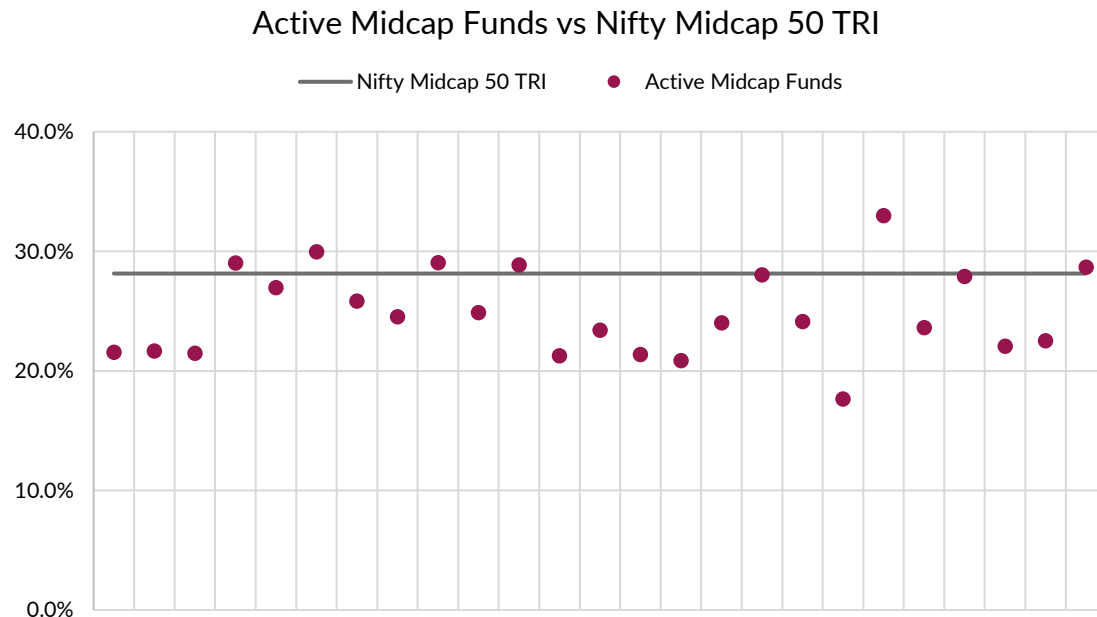


Source: Nifty Indices, Data as of 30-Jun-2025. Past performance may or may not be sustained in the future. The above information should not be construed as promise, guarantee or forecast of returns. Table / Charts mentioned above are used to explain the concept and is for illustration purpose only. The Stocks mentioned herein are for general assesment purpose only and not a complete disclosure of every material fact. It should not be construed as investment advice to any party.

<https://niftyindices.com/indices/equity/broad-based-indices/nifty-midcap-50>

Comparison with active counterparts

3 Year CAGR



- Funds plotted above the benchmark line indicate outperformance; those below indicate underperformance.
- Nifty Midcap 50 TRI, that selects stocks based on market cap and liquidity parameters, noted outperformance to most of the active midcap funds based on 3 yr CAGR, as of May 2025.
- 59% of total INR 3.75 lakh crore active mid-cap category AUM is underperforming the Nifty Midcap 50 TRI based on 3 yr CAGR.

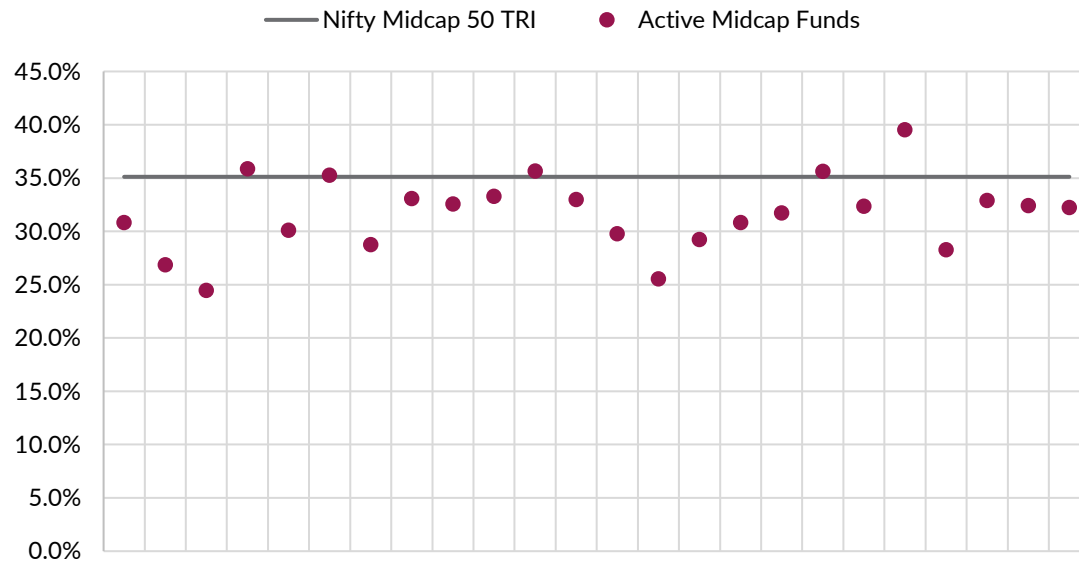
Schemes Outperforming (%)	Schemes Underperforming (%)
24	76

AUM Outperforming (%)	AUM Underperforming (%)
41	59

Comparison with active counterparts

5 Year CAGR

Active Midcap Funds vs Nifty Midcap 50 TRI



- Funds plotted above the benchmark line indicate outperformance; those below indicate underperformance.
- Nifty Midcap 50 TRI, that selects stocks based on market cap and liquidity parameters, noted outperformance to most of the active midcap funds based on 5 yr CAGR, as of May 2025.
- 58.4 % of total INR 3.75 lakh crore active mid-cap category AUM is underperforming the Nifty Midcap 50 TRI based on 5 yr CAGR.


Schemes Outperforming (%)	Schemes Underperforming (%)
20	80

AUM Outperforming (%)	AUM Underperforming (%)
41.6	58.4

Source: BSE Nifty Indices, Data as of 30-May-2025. Past performance may or may not be sustained in the future. The above information should not be construed as promise, guarantee or forecast of returns. Table / Charts mentioned above are used to explain the concept and is for illustration purpose only.

Nifty Midcap 50 Index showed strong fundamental

Return on Equity



**50 %
Constituents**

*Posted Return
on Equity above
15 % over the
last year*

Leverage Ratio



**62 %
Constituents**

*Maintain a
Debt to equity
ratio below 40%*

EPS Growth

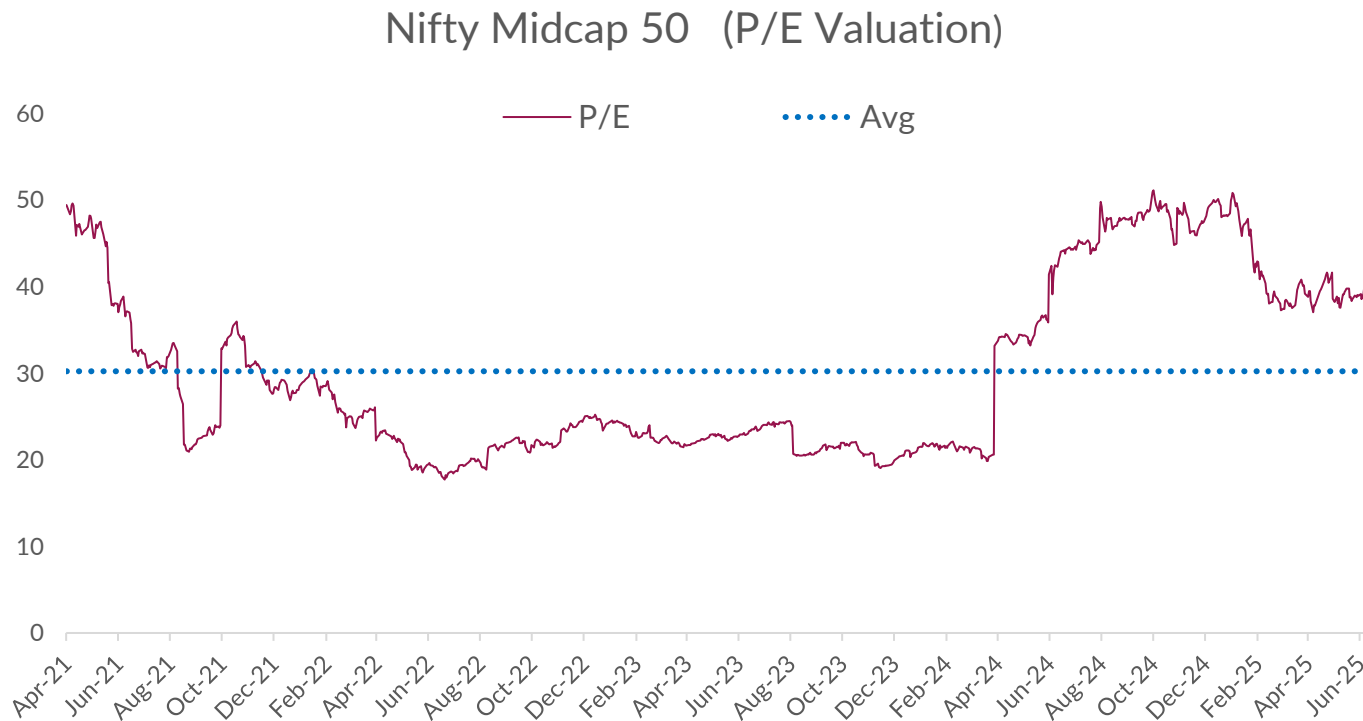


**46 %
Constituents**

*Achieved EPS
growth above
15% CAGR over 5
years.*

Majority of the constituents in the Nifty Midcap 50 Index demonstrated solid fundamentals when evaluated using widely accepted criteria.

Improvement in valuations over last 9 months



As of June 30, 2025, the PE ratio of the Nifty Midcap 50 Index is above its historical average but has significantly declined from its recent peak.

*The average of the P/E ratio are calculated based on the trailing 5-year historical data. These metrics are for informational purposes only and do not constitute investment advice.

Why Axis AMC



- Axis AMC is one of the **prominent asset management companies** with an overall AUM exceeding INR 3,00,000 crore and over 1 crore active investor accounts, enjoying strong brand recognition and investor
- A committed and skilled **leadership team concentrating on Passive Funds**.
- Continuous research accompanied by **valuable data insights** tailored to monitor and advise on established & emerging investment ideas
- A **diverse selection of passive funds**, featuring a total of 34 options across equity, debt, and commodities
- Research initiatives spearheaded by professional with extensive experience of over 15 years working domestic and international index providers, NSE, BSE, and S&P Dow Jones Indices.

Annexure



Statutory Details: Axis Bank Limited is not liable or responsible for any loss or shortfall resulting from the operation of the scheme.

This document represents the views of Axis Asset Management Co. Ltd. and must not be taken as the basis for an investment decision. Neither Axis Mutual Fund, Axis Mutual Fund Trustee Limited nor Axis Asset Management Company Limited, its Directors or associates shall be liable for any damages including lost revenue or lost profits that may arise from the use of the information contained herein. No representation or warranty is made as to the accuracy, completeness or fairness of the information and opinions contained herein. The AMC reserves the right to make modifications and alterations to this statement as may be required from time to time.

This presentation has been prepared and issued on the basis of internal data, publicly available information and other sources believed to be reliable. The information contained in this document is for general purposes only and not a complete disclosure of every material fact and terms and conditions. The information / data herein alone is not sufficient and shouldn't be used for the development or implementation of an investment strategy. It should not be construed as investment advice to any party. Past performance may or may not be sustained in the future.

Any calculations made are approximations, meant as guidelines only, which you must confirm before relying on them. The information given is for general purposes only. Past performance may or may not be sustained in future. The current investment strategies are subject to change depending on market conditions. All opinions, figures, charts/graphs, estimates and data included in this presentation are as on date and are subject to change without notice. The statements contained herein may include statements of future expectations and other forward-looking statements that are based on our current views and assumptions and involve known and unknown risks and uncertainties that could cause actual results, performance or events to differ materially from those expressed or implied in such statements. Readers shall be fully responsible / liable for any decision taken on the basis of this presentation. Investments in Securities are subject to market and other risks and there is no assurance or guarantee that the objectives of any of the Schemes will be achieved. The scheme may not be suited to all categories of investors.

The material is based upon information that we consider reliable, but we do not represent that it is accurate or complete, and it should not be relied upon as such. Opinions, if any, expressed are our opinions as of the date of appearing on this material only. While we endeavor to update on a reasonable basis the information discussed in this material, there may be regulatory, compliance, or other reasons that prevent us from doing so. Recipient shall understand that the aforementioned statements cannot disclose all the risks and characteristics. The recipient is requested to take into consideration all the risk factors including their financial condition, suitability to risk return, etc. and take professional advice before investing.

NSE Disclaimer:

It is to be distinctly understood that the permission given by NSE should not in any way be deemed or construed that the SIDs / Schemes of Axis MF has been cleared or approved by NSE nor does it certify the correctness or completeness of any of the contents of the SIDs. The investors are advised to refer to the SIDs for the full text of the 'Disclaimer Clause of NSE.

The fund manager(s) may or may not choose to hold the stock mentioned, from time to time. Investors are requested to consult their financial, tax and other advisors before taking any investment decision(s).

Mutual Fund Investments are subject to market risks, read all scheme related documents carefully.

"BSE Limited ("the Exchange") has given vide its letter dated June 08, 2022 permission to AXIS Mutual Fund to use the Exchange's name in this SID as one of the Stock Exchanges on which this Mutual Fund's Unit are proposed to be listed. The Exchange has scrutinized this SID for its limited internal purpose of deciding on the matter of granting the aforesaid permission to AXIS Mutual Fund. The Exchange does not in any manner: - warrant, certify or endorse the correctness or completeness of any of the contents of this SID; or warrant that this scheme's unit will be listed or will continue to be listed on the Exchange; or take any responsibility for the financial or other soundness of this Mutual Fund, its promoters, its management or any scheme or project of this Mutual Fund; and it should not for any reason be deemed or construed that this SID has been cleared or approved by the Exchange. Every person who desires to apply for or otherwise acquires any unit of AXIS BSE SENSEX ETF of this Mutual Fund may do so pursuant to independent inquiry, investigation and analysis and shall not have any claim against the Exchange whatsoever by reason of any loss which may be suffered by such person consequent to or in connection with such subscription/acquisition whether by reason of anything stated or omitted to be stated herein or for any other reason whatsoever"

Asia Index Private Limited Disclaimer: The BSE Indices are published by Asia Index Private Limited ("AIPL"), which is a wholly owned subsidiary of BSE Limited ("BSE"). BSE® and SENSEX® are registered trademarks of BSE. The trademarks have been licensed to AIPL and have been sublicensed for use for certain purposes by Licensee. Licensee's "[Insert Product]" (the "Product") is/are not sponsored, endorsed, sold or promoted by AIPL or BSE. None of AIPL or BSE makes any representation or warranty, express or implied, to the owners of the Product(s) or any member of the public regarding the advisability of investing in securities generally or in the Product particularly or the ability of the Index to track general market performance. AIPL's and BSE's only relationship to Licensee with respect to the Index is the licensing of the Index and certain trademarks, service marks and/or trade names of AIPL, BSE and/or their licensors. The BSE Indices are determined, composed and calculated by AIPL or its agent without regard to Licensee or the Product. None of AIPL or BSE are responsible for and have not participated in the determination of the prices, and amount of the 3 Axis BSE SENSEX ETF Product or the timing of the issuance or sale of the Product or in the determination or calculation of the equation by which the Product is to be converted into cash, surrendered or redeemed, as the case may be. AIPL and BSE have no obligation or liability in connection with the administration, marketing or trading of the Product. There is no assurance that investment products based on the Index will accurately track index performance or provide positive investment returns. AIPL and BSE are not investment advisors. Inclusion of a security within an index is not a recommendation by AIPL or BSE to buy, sell, or hold such security, nor is it considered to be investment advice. AIPL, BSE AND THEIR THIRDPARTY LICENSORS DO NOT GUARANTEE THE ADEQUACY, ACCURACY, TIMELINESS AND/OR THE COMPLETENESS OF THE INDEX OR ANY DATA RELATED THERETO. AIPL, BSE AND THEIR THIRDPARTY LICENSORS SHALL NOT BE SUBJECT TO ANY DAMAGES OR LIABILITY FOR ANY ERRORS, OMISSIONS, OR DELAYS THEREIN. AIPL, BSE AND THEIR THIRDPARTY LICENSORS MAKE NO EXPRESS OR IMPLIED WARRANTIES, AND EXPRESSLY DISCLAIM ALL WARRANTIES, OF MERCHANTABILITY OR FITNESS FOR A PARTICULAR PURPOSE OR USE OR AS TO RESULTS TO BE OBTAINED BY LICENSEE, OWNERS OF THE PRODUCT, OR ANY OTHER PERSON OR ENTITY FROM THE USE OF THE INDEX OR WITH RESPECT TO ANY DATA RELATED THERETO. WITHOUT LIMITING ANY OF THE FOREGOING, IN NO EVENT WHATSOEVER SHALL AIPL, BSE OR THEIR THIRD PARTY LICENSORS BE LIABLE FOR ANY INDIRECT, SPECIAL, INCIDENTAL, PUNITIVE, OR CONSEQUENTIAL DAMAGES INCLUDING BUT NOT LIMITED TO, LOSS OF PROFITS, TRADING LOSSES, LOST TIME OR GOODWILL, EVEN IF THEY HAVE BEEN ADVISED OF THE POSSIBILITY OF SUCH DAMAGES, WHETHER IN CONTRACT, TORT, STRICT LIABILITY, OR OTHERWISE. THERE ARE NO THIRDPARTY BENEFICIARIES OF ANY AGREEMENTS OR ARRANGEMENTS BETWEEN AIPL AND LICENSEE, OTHER THAN THE LICENSORS OF AIPL (INCLUDING BSE)

Mutual Fund Investments are subject to market risks, read all scheme related documents carefully.

Thank you!

