



Aim for your goals with **the power of data.**

Say hello to a partnership between
human expertise and data-driven approach.

Presenting **AXIS QUANT FUND**

(An open-ended equity scheme following a quantitative model)

About Quant Fund



Optimal blend of human and machine intelligence



- Human input critical in designing model & process
- Data driven decision making process eliminates emotional bias
- Consistency in Approach



Speed and Efficiency



- Uses historical & real time data
- Leveraging Technology for swift analysis of stocks
- Quick decision-making process



Scalability



- Ability to analyze large volumes of data in an ever-increasing universe of stocks
- Applicability across various market conditions



Integrated Risk Management & Diversification

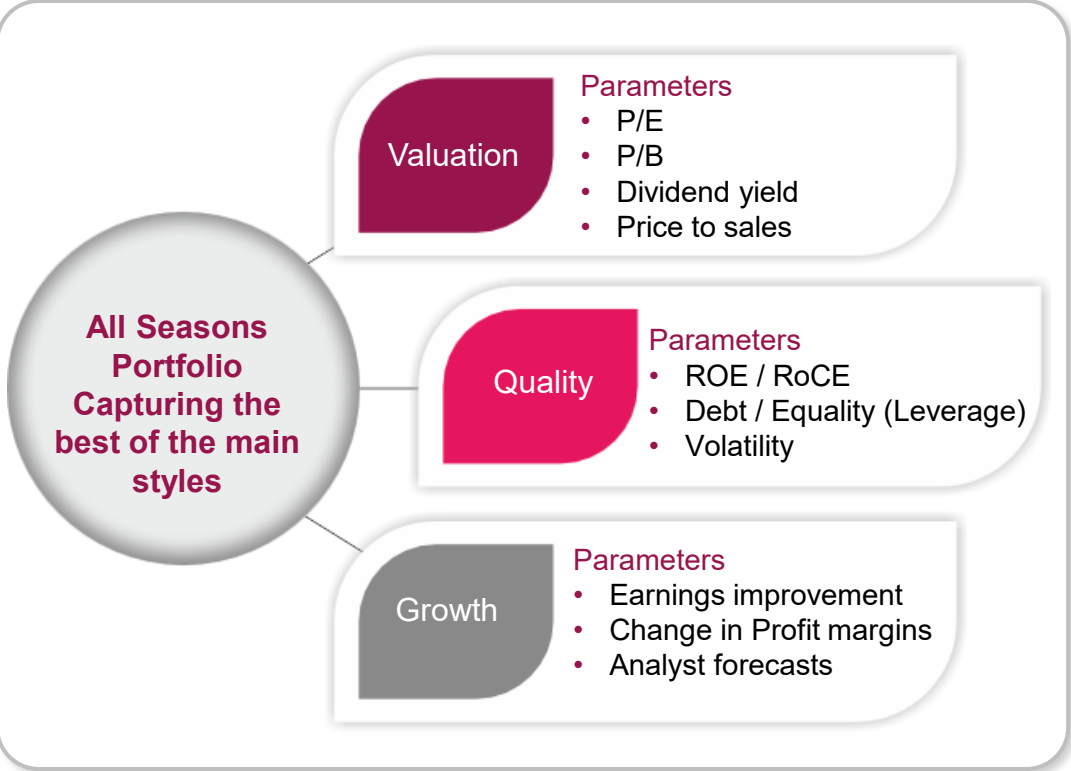


- Data-driven risk assessment
- Limited overlap with other available strategies in the market
- Diversification benefits

The parameters given above are for explaining quantitative model proposed to be used by the Scheme. The fund manager at his discretion may modify parameters to be used in quantitative model. Investors are requested to refer to detailed asset allocation and investment strategy given in Scheme Information Document for complete details.

Axis Quant Fund: Balanced approach to investing

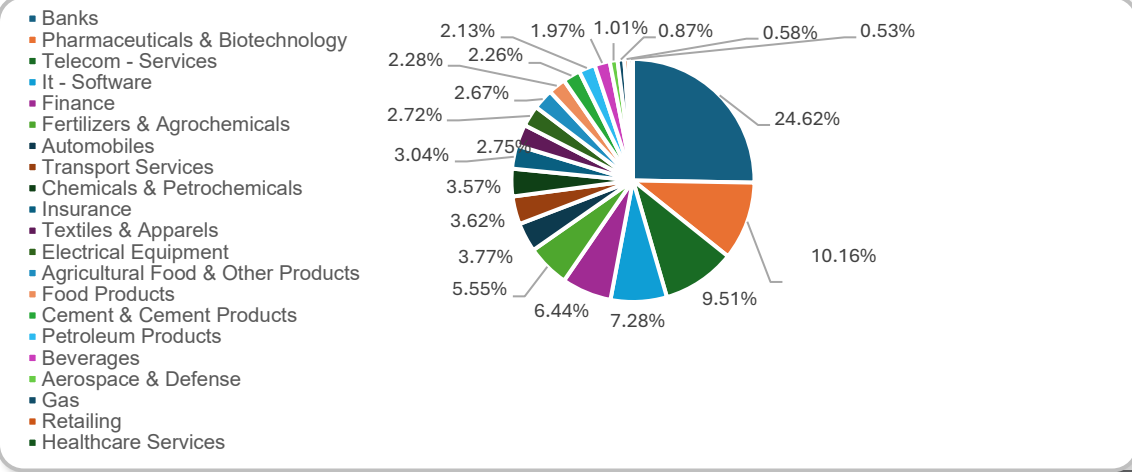
Q-GARP (Quality & Growth at Reasonable Price):
Blend of styles makes it an all weather fund.



Portfolio characteristic reinforces our balanced approach

	Axis Quant Fund	BSE 200
# of Securities	50	200
Dividend Yield	1.0	1.0
Price/Earnings*	23.7	23.6
Return on Equity	25.35%	19.81%

Diverse Exposures

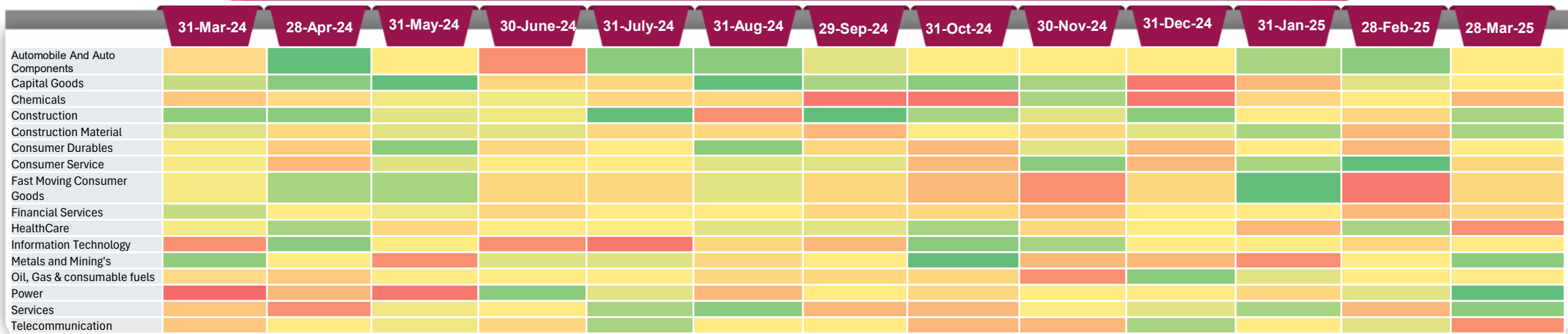


The parameters given above are for explaining quantitative model proposed to be used by the Scheme. The fund manager at his discretion may modify parameters to be used in quantitative model. Investors are requested to refer to detailed asset allocation and investment strategy given in Scheme Information Document for complete details. Sector(s) / Stock(s) / Issuer(s) mentioned above are for the purpose of disclosure of the portfolio of the Scheme(s) and should not be construed as recommendation. Data as on 28th March 2025. Source: FactSet * Data as of 30th June 2025. Source: Bloomberg/Axis Mf research.

Axis Quant Fund: Nimble fund for Dynamic markets

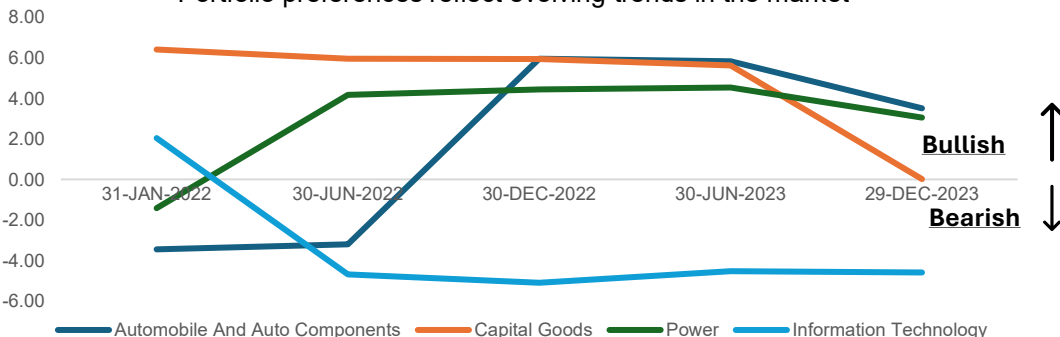
Markets remain very dynamic amidst sector rotations and dynamic stock opportunities

Challenging Markets: No Consistent winners across sectors



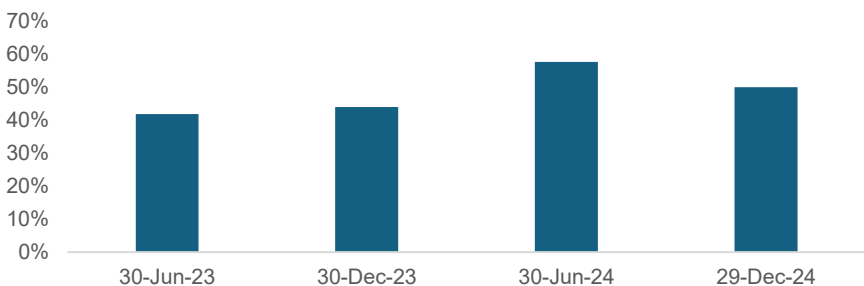
Using different types of data Axis Quant Fund can capture evolving trends in the market

Portfolio preferences reflect evolving trends in the market



Technology helps in quick decision making & identifying new ideas

Percentage of New ideas by count

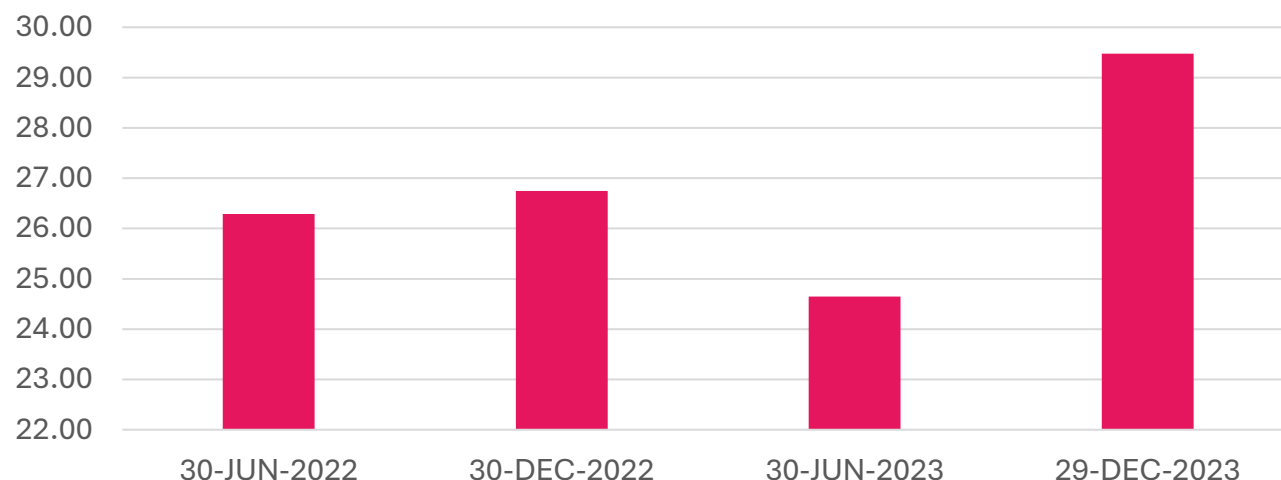


Sector(s) / Stock(s) / Issuer(s) mentioned above are for the purpose of disclosure of the portfolio of the Scheme(s) and should not be construed as recommendation. The above graphs are used to explain the concept and is for illustration purpose only and should not be used for development or implementation of an investment strategy. Data as on 28th March 2025. Source: AxisMF Research

Axis Quant Fund: Always on the hunt for new opportunities

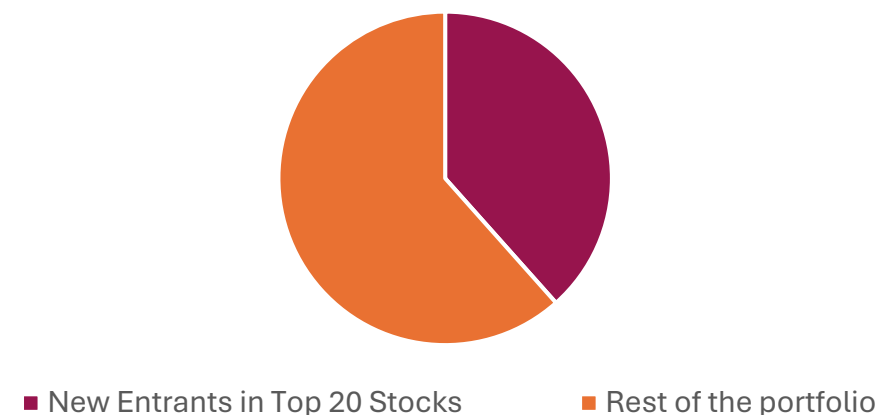
Top conviction ideas are constantly challenged. New entrants to the top 20 positions contribute to on an average 25% of the total weight

No Emotional attachment: 25% new ideas by Weight



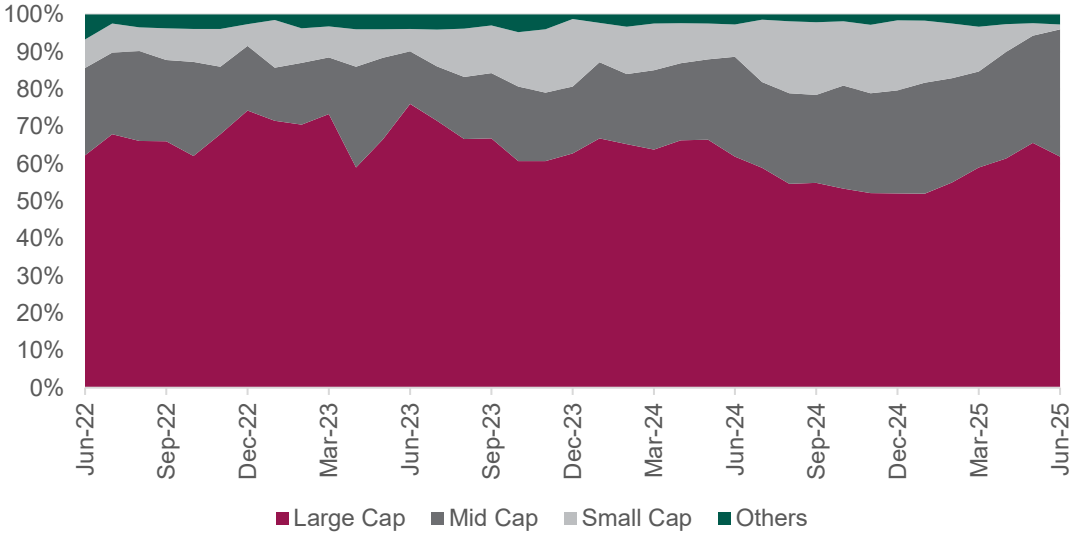
The new additions to top-20 also have had positive impact on returns

1ST HALF 2023: TOP 20 CONTRIBUTED TO ALMOST 40% OF THE OUTPERFORMANCE



Why Axis Quant Fund

Flexi Approach: Market Cap agnostic with reasonable exposure across the cap spectrum



Unique Offering: Low overlap means differentiated ideas and unique positioning

Fund Name	Overlap with Axis Quant Fund (%)
Axis Value Fund	21.31
Axis Focused Fund	26.29
Axis Multicap Fund	21.48
Axis Flexicap Fund	27.18
Axis Bluechip Fund	29.19
Axis Elss Tax Saver Fund	23.91
Axis Growth opportunities Fund	17.11
Axis Midcap Fund	13.78
Axis Smallcap Fund	9.59

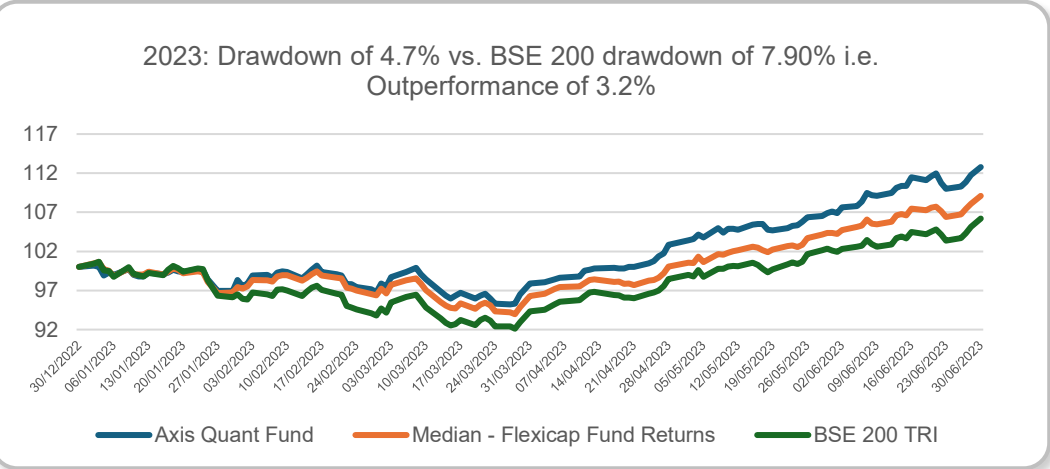
Data as on 30th June 2025. Source: FactSet/ACE MF. Current Portfolio Allocation is based on the prevailing market conditions and is subject to changes depending on the fund manager's view of the equity markets. Market caps are defined as per SEBI regulations as below: a. Large Cap: 1st - 100th company in terms of full market capitalization. b. Mid Cap: 101st -250th company in terms of full market capitalization. c. Small Cap: 251st company onwards in terms of full market capitalization. For detailed asset allocation, please refer to the Scheme information document (SID)

Axis Quant Fund: Fine balance in Return & Risk

2023: Captured greater share of market up moves with higher outperformance

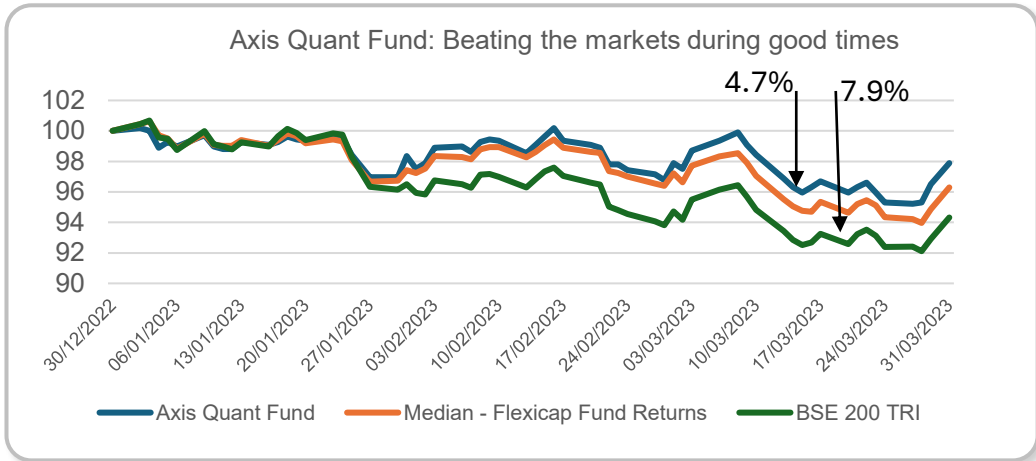
Calendar Year 2023: During Months with Positive market returns	Axis Quant Fund	Median Flexi-Cap Fund
% of Months fund outperformed in those months	63%	50%
Average Active Performance during market up months	0.17%	-0.28%

1st Half of 2023 : Solid 1st half with an outperformance of 6.6% vs. BSE 200 and 3.7% vs. Median Flexi-Cap returns



Portfolio has lower risk and has handled market down-cycle better

In all market conditions			In all market conditions		
	Axis Quant Fund	BSE 200		Axis Quant Fund	BSE 200
Volatility	<div><div></div>13.59</div>	<div><div></div>14.18%</div>	Downside Deviation	<div><div></div>8.74%</div>	<div><div></div>8.96%</div>
Beta	<div><div></div>0.90</div>	<div><div></div>1.00</div>	Hit Ratio: % of Days AQF beats Benchmark on Down days	<div><div></div>57.00%</div>	
Number of Days with Negative Returns	<div><div></div>230</div>	<div><div></div>265</div>	Average Outperformance during a market down day	<div><div></div>0.06%</div>	



Data as on 31st December 2023. Source: FactSet. Past performance may or may not be sustained in future. The above graphs are used to explain the concept and is for illustration purpose only and should not used for development or implementation of an investment strategy

Performance

30th June 2025

Fund Name	Date of inception	1 Year		3 Years		5 Years		Since Inception	
		CAGR (%)	Point-to-Point returns on Standard Investment of Rs. 10,000/-	CAGR (%)	Point-to-Point returns on Standard Investment of Rs. 10,000/-	CAGR (%)	Point-to-Point returns on Standard Investment of Rs. 10,000/-	CAGR (%)	Point-to-Point returns on Standard Investment of Rs. 10,000/-
Axis Quant Fund - Regular Plan - Growth	1-Jul-21	-1.52%	9,848	19.08%	16,893	NA	NA	12.73%	16,150
BSE 200 TRI (Benchmark)		5.58%	10,561	20.90%	17,683	NA	NA	15.72%	17,931
Nifty 50 TRI (Additional Benchmark)		7.49%	10,754	18.72%	16,741	NA	NA	14.29%	17,064

Past performance may or may not be sustained in future. Different plans have different expense structure. Karthik Kumar is managing the scheme since 3rd July 2023 and he manages 22 schemes. Krishnaa N is managing the scheme since 1st March 2024 and she manages 23 schemes of Axis Mutual Fund. Face value 10 per unit. Please refer return table for performance of all schemes managed by the fund manager. @The performance data for 5 year period has not been provided, since scheme is in existence for less than 5 years. ^^The benchmark name has been changed w.e.f 1st June 2024. Please click on link https://www.axismf.com/cms/sites/default/files/Statutory/WDP_Annexure_Jun.pdf to view the performance of other schemes currently managed by the fund manager. Note: In case you require physical copy of this document request you to kindly take the printout to review the fund managers performance of other schemes managed by him from the above link given.



SIP Performance

30th June 2025

SIP Investments	Since Inception SIP	3 Year SIP	1 Year SIP
Total Amount Invested	4,80,000	3,60,000	1,20,000
Market value as on June 30, 2025	6,23,472	4,42,221	1,22,237
Returns (Annualized)	13.13%	13.85%	3.51%
Benchmark Returns (Annualized)	16.57%	17.94%	10.95%
Additional Benchmark Returns (Annualized)	14.86%	16.12%	12.45%

Past performance may or may not be sustained in future. . Since Inception – 01st July 2021. Different plans have different expense structure. Returns greater than 1 year are Compounded Annual Growth Rates(CAGR). Above investment simulation is for illustration purpose only and should not be construed as a promise on minimum returns and safeguard of capital. Above calculation is based on Regular Plan - Growth Option NAV. Assuming Rs. 10,000 invested systematically on the first business day of every month over a period of time. SIP returns are computed after accounting for the cash flow by using XIRR method (investment internal rate of return). Please click on link https://www.axismf.com/cms/sites/default/files/Statutory/WDP_Annexure_Jun.pdf to view the performance of other schemes currently managed by the fund manager. To refer scheme performance please refer slide 08. SIP returns are computed after accounting for the cash flow by using XIRR method (investment internal rate of return).

Product Labelling

<p>Axis Quant Fund</p> <p>(An open-ended equity scheme following a quantitative model)</p> <p>Benchmark: BSE 200 TRI</p>	
<p>This product is suitable for investors who are seeking*</p> <ul style="list-style-type: none"> • Capital appreciation over long term. • An equity scheme that invests in equity and equity related instruments selected based on quant model. <p>*Investors should consult their financial advisers if in doubt about whether the product is suitable for them.</p>	
<p>Riskometer</p>	
<p>Fund</p>	<p>BSE 200 TRI</p>
	

Statutory Details and Risk Factors

Data updated As on 30th June 2025

Past performance may or may not be sustained in the future. Sector(s) / Stock(s) / Issuer(s) mentioned above are for the purpose of disclosure of the portfolio of the Scheme(s) and should not be construed as recommendation. The fund manager(s) may or may not choose to hold the stock mentioned, from time to time.

- Karthik Kumar is Managing Axis Arbitrage Fund, Axis Quant Fund since 3rd Jul, 2023, Axis NIFTY IT ETF, Axis NIFTY Bank ETF, Axis BSE SENSEX ETF, Axis NIFTY India Consumption ETF, Axis Equity ETFs FoF, Axis NIFTY Healthcare ETF, Axis Nifty 50 Index Fund, Axis NIFTY 50 ETF, Axis Nifty 100 Index Fund, Axis Nifty Midcap 50 Index Fund, Axis Nifty Next 50 Index Fund and Axis Nifty Smallcap 50 Index Fund since 3rd Aug, 2023, Axis BSE Sensex Index Fund since 27th Feb, 2024, Axis Nifty IT Index Fund since 5th Apr, 2024, Axis Nifty Bank Index Fund since 24th May, 2024, Axis Nifty 500 Index Fund since 16th Jul, 2024, Axis Nifty500 Value 50 Index Fund since 24th Oct, 2024, Axis Momentum Fund since 12th Dec, 2024, Axis Nifty500 Momentum 50 Index Fund since 13th Feb, 2025 and Axis Nifty500 Value 50 ETF since 13th Mar, 2025 and Axis Income Advantage Fund of Funds since 14th Feb, 2025.
- Krishnaa N is Managing Axis Small Cap Fund, Axis Innovation Fund, Axis US Treasury Dynamic Bond ETF Fund of Fund, Axis Value Fund, Axis Large Cap Fund, Axis ESG Integration Strategy Fund, Axis Focused Fund, Axis Greater China Equity Fund of Fund, Axis Global Equity Alpha Fund of Fund, Axis Global Innovation Fund of Fund, Axis Large & Mid Cap Fund, Axis Midcap Fund, Axis Flexi Cap Fund, Axis NASDAQ 100 Fund of Fund, Axis Quant Fund, Axis Retirement Fund - Aggressive Plan, Axis Retirement Fund - Conservative Plan and Axis Retirement Fund - Dynamic Plan since 1st Mar, 2024, Axis Consumption Fund since 12th Sep, 2024 and Axis Multi Asset Allocation Fund, Axis Children's Fund, Axis Aggressive Hybrid Fund and Axis Equity Savings Fund since 16th Dec, 2024.

Statutory Details: Axis Mutual Fund has been established as a Trust under the Indian Trusts Act, 1882, sponsored by Axis Bank Ltd. (liability restricted to Rs. 1 Lakh). Trustee: Axis Mutual Fund Trustee Ltd. Investment Manager: Axis Asset Management Co. Ltd. (the AMC). Risk Factors: Axis Bank Limited is not liable or responsible for any loss or shortfall resulting from the operation of the scheme. This document represents the views of Axis Asset Management Co. Ltd. and must not be taken as the basis for an investment decision. Neither Axis Mutual Fund, Axis Mutual Fund Trustee Limited nor Axis Asset Management Company Limited, its Directors or associates shall be liable for any damages including lost revenue or lost profits that may arise from the use of the information contained herein. No representation or warranty is made as to the accuracy, completeness or fairness of the information and opinions contained herein. The AMC reserves the right to make modifications and alterations to this statement as may be required from time to time.

Mutual Fund Investments are subject to market risks, read all scheme related documents carefully.

Performance Disclaimer and Risk factors



Past performance may or may not be sustained in the future.

The presentation dated 30th June 2025 has been prepared by Axis Asset Management Company Limited (Axis AMC) based on internal data, publicly available information and other sources believed to be reliable. Any calculations made are approximations, meant as guidelines only, which you must confirm before relying on them. The information given is for general purposes only. Past performance may or may not be sustained in future. The current investment strategies are subject to change depending on market conditions. The statements are given in summary form and do not purport to be complete. The views / information provided do not have regard to specific investment objectives, financial situation and the particular needs of any specific person who may receive this information. The information/ data herein alone are not sufficient and should not be used for the development or implementation of an investment strategy. The statements contained herein may include statements of future expectations and other forward-looking statements that are based on our current views and involve known and unknown risks and uncertainties that could cause actual results, performance or events to differ materially from those expressed or implied in such statements. Stocks/Sectors referred in the presentation are illustrative and should not be construed as an investment advice or a research report or a recommended by Axis Mutual Fund / AMC. The Fund may or may not have any present or future positions in these sectors. Axis Mutual Fund/AMC is not guaranteeing any returns on investments made in the Scheme(s). The data/statistics are given to explain general market trends in the securities market, it should not be construed as any research report/research recommendation. Neither Axis AMC and Axis Mutual Fund nor any person connected with them, accepts any liability arising from the use of this document. The recipient(s) before acting on any information herein should make his/her/their own investigation and seek appropriate professional advice and shall alone be fully responsible / liable for any decision taken on the basis of information contained herein. For complete portfolio/details refer to our website <https://www.axismf.com/>.

Mutual Fund Investments are subject to market risks, read all scheme related documents carefully.

Thank You