

AXIS NIFTY BANK INDEX FUND

(An Open Ended Index Fund tracking the Nifty Bank TRI)

About the Fund










- Tracks the Nifty Bank -TRI, representing the most liquid and large banking stocks in India.
- Provides sector-specific exposure to the banking and financial services industry.
- Passively managed, aiming to replicate index returns.
- Suitable for investors bullish on the Indian banking sector's growth prospects.

Top 10 stocks

HDFC Bank Limited	25.2%
ICICI Bank Limited	20.2%
State Bank of India	9.7%
Axis Bank Limited	9.3%
Kotak Mahindra Bank Limited	9.1%
The Federal Bank Limited	4.3%
IndusInd Bank Limited	3.7%
AU Small Finance Bank Limited	3.6%
IDFC First Bank Limited	3.6%
Bank of Baroda	3.5%

Current Portfolio Allocation is based on the prevailing market conditions and is subject to changes depending on the fund manager's view of the equity markets.

Investing Facts

 <p>Category Index Fund</p>	 <p>Inception Date 24th May, 2024</p>	 <p>Benchmark Nifty Bank TRI</p>	 <p>Minimum Application SIP - Systematic Investment Plan</p>	<p>Lumpsum ₹ 100 & multiples of ₹ 1 Monthly SIP ₹ 100 & multiples of ₹ 1</p>	 <p>Fund Manager</p>
 <p>AUM ₹ 149.48 Cr.</p>	 <p>Entry Load NA</p>	 <p>Exit Load Nil</p>	 <p>Options^{^^}</p>	<p>Growth & IDCW[@] [@]IDCW means Income Distribution cum Capital Withdrawal.</p>	 <p>Karthik Kumar 16 years of experience. He has been managing this fund since 24th May 2024.</p>

Note: To view asset class wise AUM & AAUM for categories of the Scheme & geographical spread refer <https://www.axismf.com/statutory-disclosures>

^{^^}For detailed disclosure on plans and options, kindly refer SID.

Why invest in Axis Nifty Bank Index Fund?



Capture growth opportunities in India's expanding banking sector.



Lower expense ratio compared to actively managed banking funds.



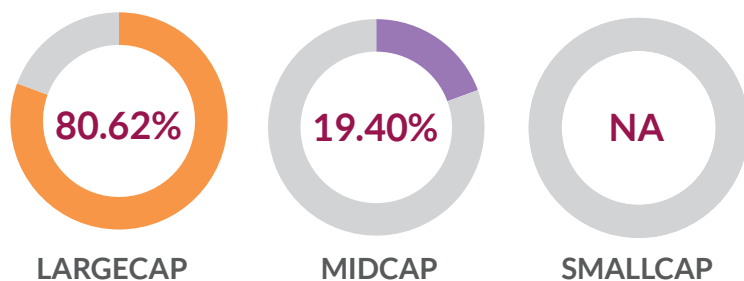
Transparent and disciplined approach to sector investing.



Ideal for thematic allocation or tactical exposure to financials.

*The above framework is broadly indicative and the fund manager may change the framework depending on the market conditions

Current market cap split (% NAV)



Tracking Error

0.05%

Performance (NAV Movement)

Axis Nifty Bank Index Fund - Direct Plan - Growth Option
Nifty Bank TRI (Benchmark)

31st December 2025

₹12,271

24th May, 2024

₹10,000

₹12,305

	1 Year		3 Years [®]		5 Years [®]		Since Inception	
	CAGR (%)	Current Value of Investment of ₹ 10,000/-	CAGR (%)	Current Value of Investment of ₹ 10,000/-	CAGR (%)	Current Value of Investment of ₹ 10,000/-	CAGR (%)	Current Value of Investment of ₹ 10,000/-
Axis Nifty Bank Index Fund - Direct Plan - Growth Option	17.89%	11,789	NA	NA	NA	NA	13.59%	12,271
Nifty Bank TRI (Benchmark)	18.08%	11,808	NA	NA	NA	NA	13.79%	12,305
Nifty 50 TRI (Additional Benchmark)	11.88%	11,188	NA	NA	NA	NA	9.74%	11,609

Past performance may or may not be sustained in future. Since inception (24th May, 2024). Different plans have different expense structure. Karthik Kumar is managing the scheme since 24th May 2024 and he manages 25 schemes of Axis Mutual Fund. Returns greater than 1 year are Compounded Annual Growth Rates (CAGR). Face value ₹10 per unit. [®]The performance data for 3 & 5 years period has not been provided, since scheme is in existence for less than 3 year.

Please click on link https://www.axismf.com/cms/sites/default/files/Statutory/ALL_Annexure_Dec.pdf to view the performance of other schemes currently managed by the fund manager.

Note: In case you require physical copy of this document request you to kindly take the printout to review the fund managers performance of other schemes managed by him from the above link given.

Data as on 31st December 2025.

It is to be distinctly understood that the permission given by NSE should not in any way be deemed or construed that the Scheme Information Document has been cleared or approved by NSE nor does it certify the correctness or completeness of any of the contents of the Draft Scheme Information Document. The investors are advised to refer to the Scheme Information Document for the full text of the 'Disclaimer Clause of NSE.

Karthik Kumar is Managing Axis Arbitrage Fund, Axis Quant Fund since 3rd Jul, 2023, Axis NIFTY Bank ETF, Axis BSE SENSEX ETF, Axis NIFTY India Consumption ETF, Axis Multi Factor Passive FoF, Axis NIFTY Healthcare ETF, Axis Nifty 50 Index Fund, Axis NIFTY 50 ETF, Axis Nifty 100 Index Fund, Axis Nifty Midcap 50 Index Fund, Axis Nifty Next 50 Index Fund, Axis Nifty Smallcap 50 Index Fund and Axis NIFTY IT ETF since 3rd Aug, 2023, Axis BSE Sensex Index Fund since 27th Feb, 2024, Axis Nifty IT Index Fund since 5th Apr, 2024, Axis Nifty Bank Index Fund since 24th May, 2024, Axis Nifty 500 Index Fund since 16th Jul, 2024, Axis Nifty500 Value 50 Index Fund since 24th Oct, 2024, Axis Momentum Fund since 12th Dec, 2024, Axis Nifty500 Momentum 50 Index Fund since 13th Feb, 2025, Axis Income Plus Arbitrage Active FOF since 14th Feb, 2025, Axis Nifty500 Value 50 ETF since 13th Mar, 2025, Axis Nifty500 Quality 50 Index Fund since 10th Sep, 2025 and Axis Income Plus Arbitrage Passive FOF since 12th Nov, 2025.

Market caps are defined as per SEBI regulations as below: a. Large Cap: 1st -100th company in terms of full market capitalization. b. Mid Cap: 101st -250th company in terms of full market capitalization. c. Small Cap: 251st company onwards in terms of full market capitalization.

Axis Bank Ltd. is not liable or responsible for any loss or shortfall resulting from the operation of the scheme.

For Digital use only.

Axis Nifty Bank Index Fund

(An Open Ended Index Fund tracking the Nifty Bank TRI)

Benchmark : Nifty Bank TRI

This product is suitable for investors who are seeking*:

- Long term wealth creation solution.
- An index fund that seeks to track returns by investing in a basket of Nifty Bank TRI stocks and aims to achieve returns of the stated index, subject to tracking error.

*Investors should consult their financial advisers if in doubt about whether the product is suitable for them.

Riskometer

Fund

Moderate Risk

Moderately High Risk

High Risk

Very High Risk

Low to Moderate Risk

Low Risk

Scheme Riskometer

The risk of the scheme is very high

Nifty Bank TRI

Moderate Risk

Moderately High Risk

High Risk

Very High Risk

Low to Moderate Risk

Low Risk

Benchmark Riskometer

The risk of the benchmark is very high

Mutual Fund investments are subject to market risks, read all scheme related documents carefully.