



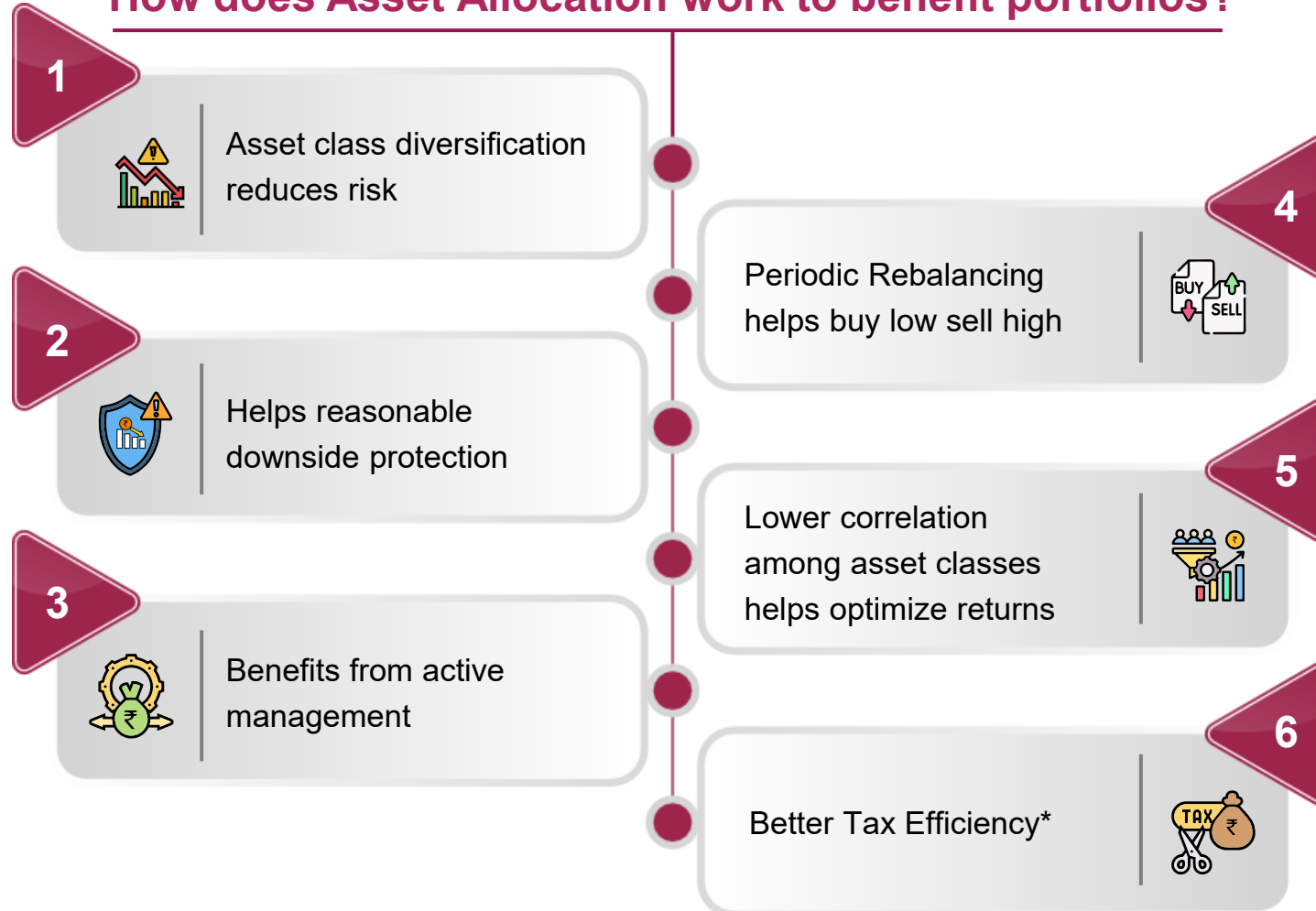
Axis Equity Savings Fund

(An open ended scheme investing in equity, arbitrage and debt)

(Formerly known as Axis Equity Saver Fund)

The importance of asset allocation

How does Asset Allocation work to benefit portfolios?



*For individual nature of tax implications, investors are requested to consult their tax advisors before investing

The Need For Asset Allocation

Individual asset class returns can vary significantly

Since all asset classes don't move in lockstep, being appropriately diversified can help reduce volatility and optimize long-term returns.

2 Years returns (FY)	Stocks	Bonds	Cash	Equity Savings
2011-13	0%	9%	9%	6%
2012-14	14%	8%	9%	11%
2013-15	24%	9%	9%	14%
2014-16	9%	11%	8%	9%
2015-17	5%	9%	8%	7%
2016-18	16%	8%	7%	10%
2017-19	14%	6%	7%	9%
2018-20	-7%	9%	7%	2%
2019-21	14%	10%	5%	10%
2020-22	47%	7%	4%	19%
2021-23	9%	4%	5%	6%
2022-24	14%	6%	7%	9%
2023-25	18%	8%	7%	12%

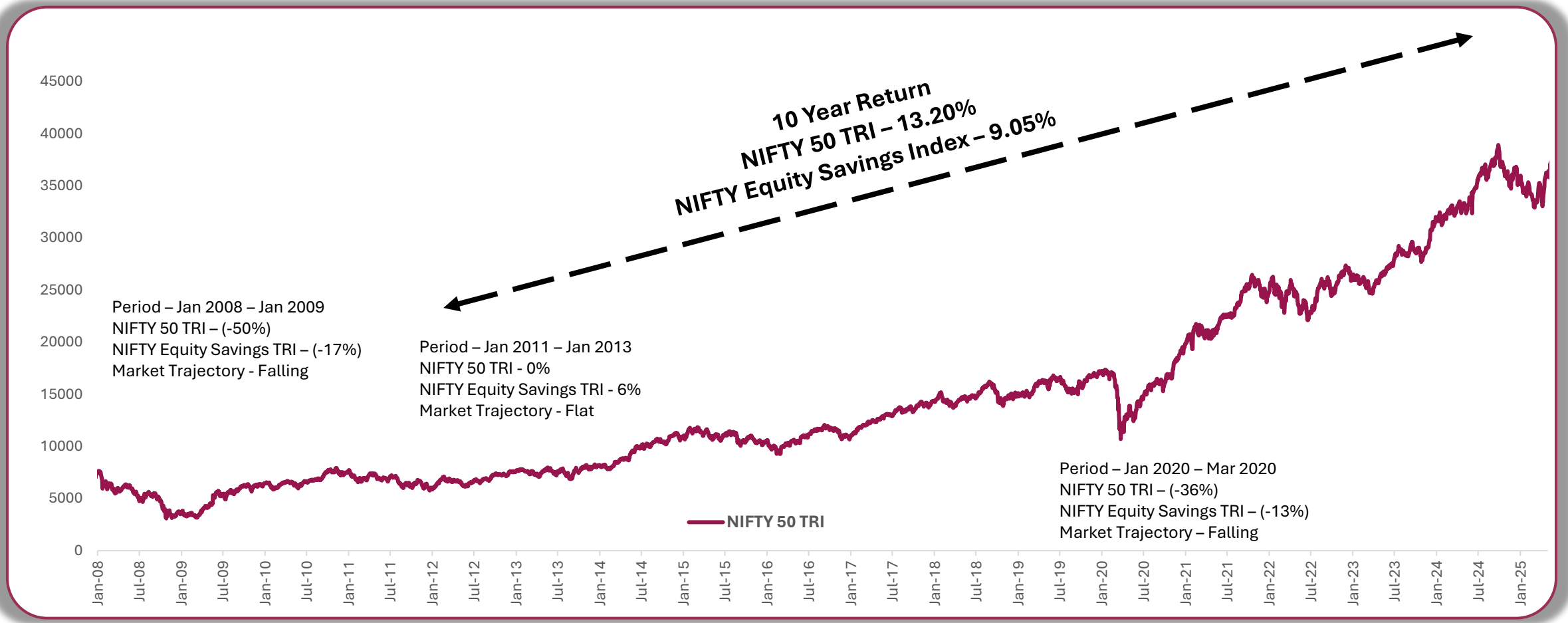
Source: NSE India, Axis MF Research. Data period : April 2011 – March 2025.

NIFTY Equity Savings TRI comprises of four components are 35 per cent exposure to Nifty 50 total return index; 30 per cent exposure to equity arbitrage (long position in Nifty 50 total return index and equivalent short position in Nifty 50 futures Index); 30 per cent exposure to Nifty short duration debt index; and 5 per cent exposure to Nifty 1D rate index. Equity is represented by the Nifty 50 TRI Index, Bonds is represented by NIFTY Composite Debt Index & cash is represented by NIFTY Liquid Index.

Past performance may or may not be sustained in future. The chart above is illustrative and is not an indication of returns.

The importance of asset allocation

Diversification: During a falling/flat market scenario Equity Savings gives better downside protection



Source: MFI explorer, Axis MF Research. Data period : Jan 2008 – April 2025, 10 Year return - 30th April 2015 – 30th April 2025

NIFTY Equity Savings TRI comprises of four components are 35% exposure to Nifty 50 total return index; 30% exposure to equity arbitrage (long position in Nifty 50 total return index and equivalent short position in Nifty 50 futures Index); 30% exposure to Nifty short duration debt index; and 5 per cent exposure to Nifty 1D rate index. Equity is represented by the Nifty 50 TRI Index. **Past performance may or may not be sustained in future.** The chart above is illustrative and is not an indication of returns.

Why invest in an Equity Savings Fund?



Potential for capital appreciation

Equity Savings Funds aim to generate returns higher than traditional fixed income products, such as fixed deposits. This makes it attractive for those investors who want to earn more without taking excessive risk



Diversified Portfolio

The mix of equity, debt, and arbitrage provides diversification, which can help in reducing overall portfolio risk in a volatile market scenario



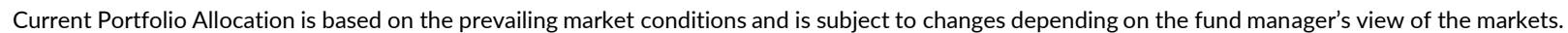
Stability

Equity Savings Funds offer relatively stable returns due to their lower equity exposure compared to pure equity funds. This fund is ideal for people who want to have a balanced approach to portfolio management.



Ideal for Conservative investors

Equity savings funds may be suitable for investors who want to invest in equity markets but are not comfortable with the high risk involved. Such investors can opt for equity savings funds, which offer exposure to equities while reducing the risk through investments in debt and arbitrage opportunities.



Introducing...

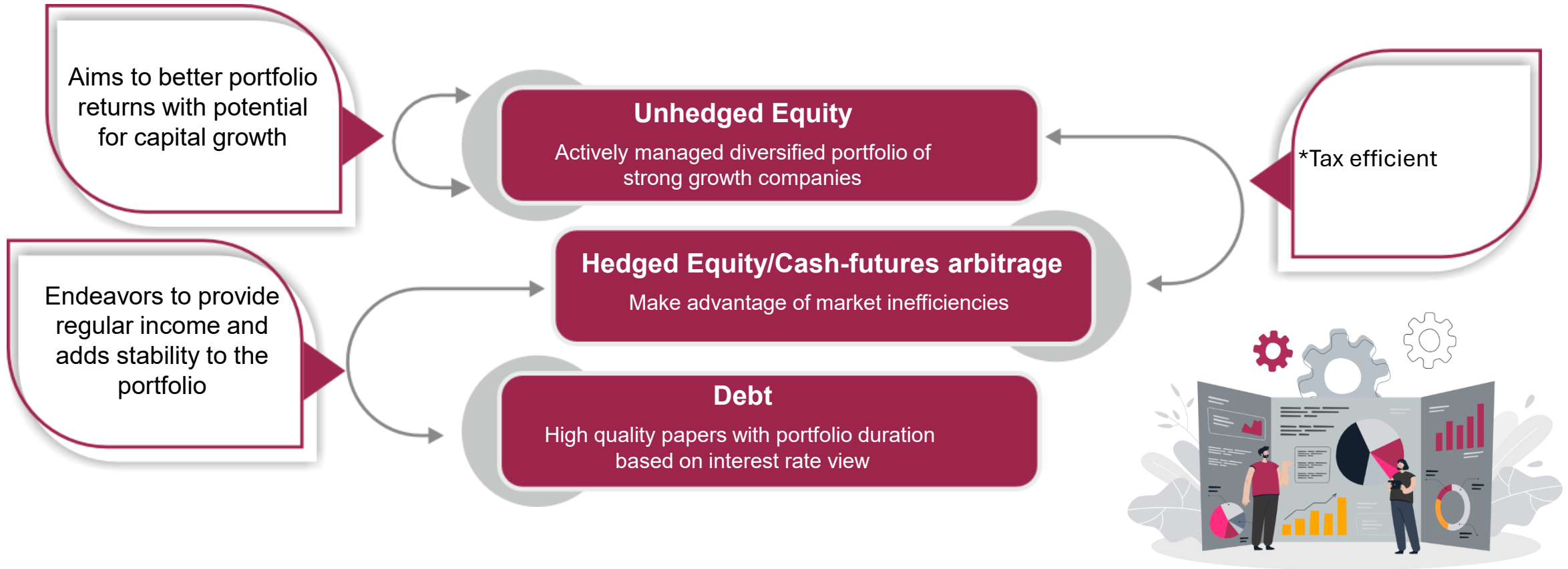
Axis Equity Savings Fund

(An open ended scheme investing in equity,
arbitrage and debt)



Axis Equity Savings Fund

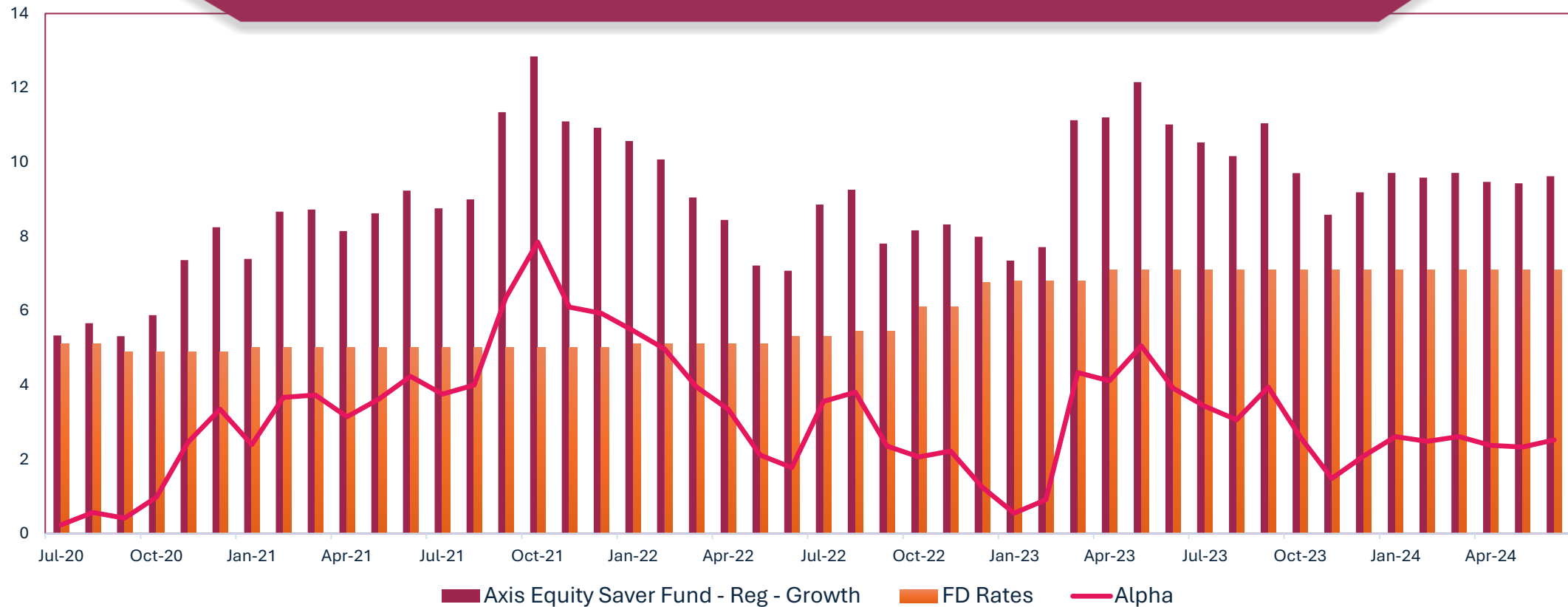
A Complete Portfolio Solution



1. An ideal option beyond traditional investments

Axis Equity Savings Fund has a potential to generate higher returns than traditional investments without taking on excessive risk

Axis Equity Savings Fund has been a consistent outperformer

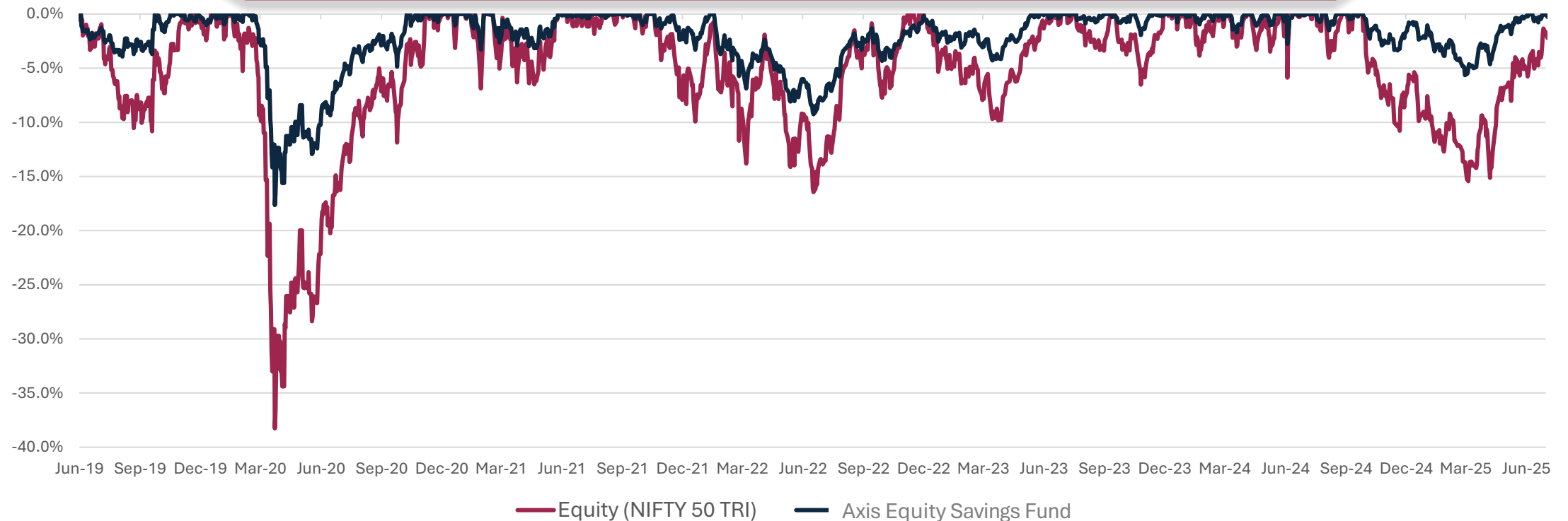


Source: SBI website, Axis MF Research. **Data period : Axis Equity Saver - 3 years rolling returns since inception monthly basis, FD rates - 3 years**
 . Past performance may or may not be sustained in future. The chart above is illustrative and is not an indication of returns.

2. Diversified Portfolio

Mitigates drawdown risk and volatility

Fund has lower volatility than Nifty 50

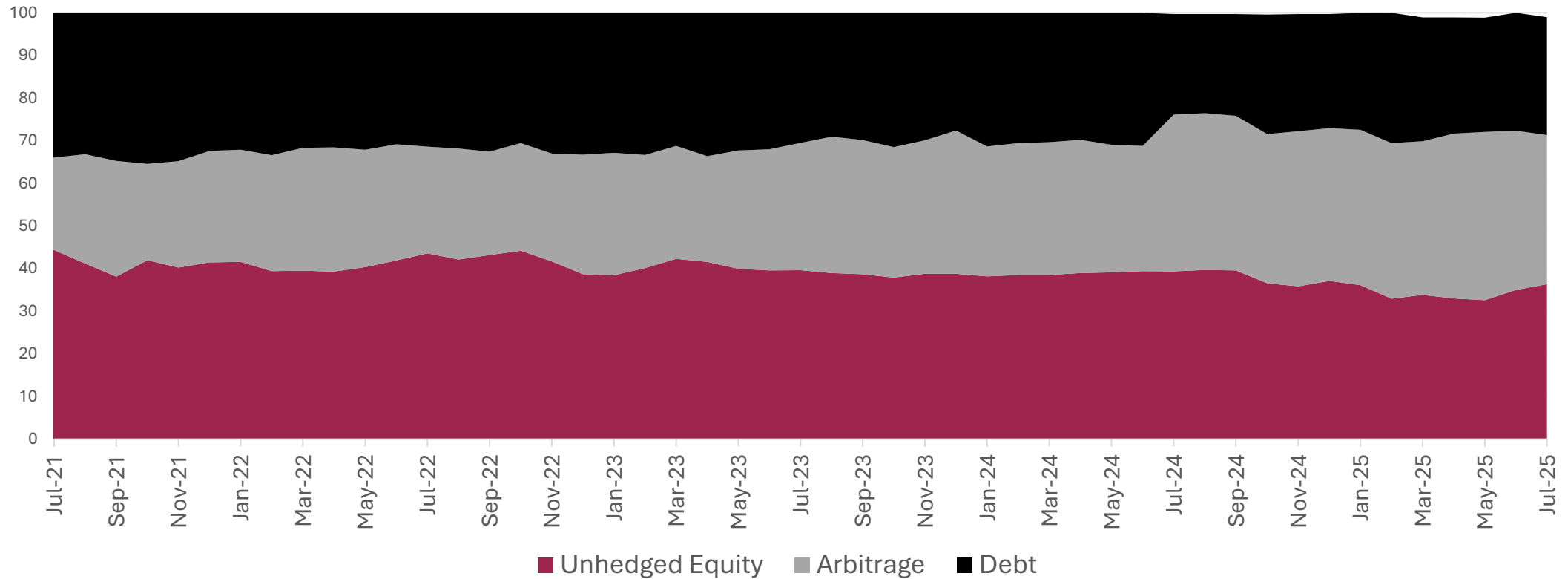


Source: NSE India, Axis MF Research. Data period : June 2019 – June 2025.

NIFTY Equity Savings TRI comprises of four components are 35 per cent exposure to Nifty 50 total return index; 30 per cent exposure to equity arbitrage (long position in Nifty 50 total return index and equivalent short position in Nifty 50 futures Index); 30 per cent exposure to Nifty short duration debt index; and 5 per cent exposure to Nifty 1D rate index. Equity is represented by the NIFTY 50 TRI Index. Past performance may or may not be sustained in future. The chart above is illustrative and is not an indication of returns.

3. Asset Allocation

The fund's asset allocation has been consistent which offers stable returns



Source: NSE India, Axis MF Research. Data period : Jul 2021 – July 2025.

Past performance may or may not be sustained in future. The chart above is illustrative and is not an indication of returns.

4. Consistent Performance over long term

The fund has not given a single instance of negative returns beyond 2 years rolling basis

Rolling Returns (%)	1 Year	2 Years	3 Years	4 Years	5 Years	7 Years
Average returns	9.22	8.95	8.58	8.77	8.94	8.61
% times +ve returns	94	100	100	100	100	100
% times returns > 6%	56	81	90	94	100	100
% times returns > 7%	44	73	85	84	94	100

(Benchmark – Nifty Equity Savings TRI)

Data period : Aug 2015 – June 2025. Daily Rolling returns since inception Source: MFI explorer

NIFTY Equity Savings TRI comprises of four components are 35 per cent exposure to Nifty 50 total return index; 30 per cent exposure to equity arbitrage (long position in Nifty 50 total return index and equivalent short position in Nifty 50 futures Index); 30 per cent exposure to Nifty short duration debt index; and 5 per cent exposure to Nifty 1D rate index. Equity is represented by the NIFTY 50 TRI Index. Past performance may or may not be sustained in future. The chart above is illustrative and is not an indication of returns.

Investment Strategy – Equity

Aim for Capital Appreciation

Follows a Multi cap strategy
(more tilted towards large caps, but also actively invests in mid and small caps)

Emphasis on quality stocks with sustainable growth potential

Bottom up stock picking approach with an endeavour to add value to investor's returns

Current Portfolio Allocation is based on the prevailing market conditions and is subject to changes depending on the fund manager's view of the equity markets. *Top 10 of Unhedged equity exposure Market caps are defined as per SEBI regulations as below: a. Large Cap: 1st -100th company in terms of full market capitalization. b. Mid Cap: 101st - 250th company in terms of full market capitalization. c. Small Cap: 251st company onwards in terms of full market capitalization.



Current Positioning – Equity

An actively managed diversified portfolio of quality growth companies using bottom-up stock picking approach.

The unhedged equity allocation has ranged between 35-40% in the last one year with a cap at 45%. Current unhedged equity allocation stands at 36%, arbitrage at 35% and debt at 27%.

The fund follows multi-cap strategy - primarily oriented toward large-caps, aiming to balance and manage risk effectively in the fund. The fund takes active bets in mid-cap and small-cap names, recognizing strong growth potential over the medium to long term. The current exposure is 79% in large-cap, 8% in mid-cap and 13% in small-cap.

The current sector/theme is balanced between Consumption, Investment and Exports.

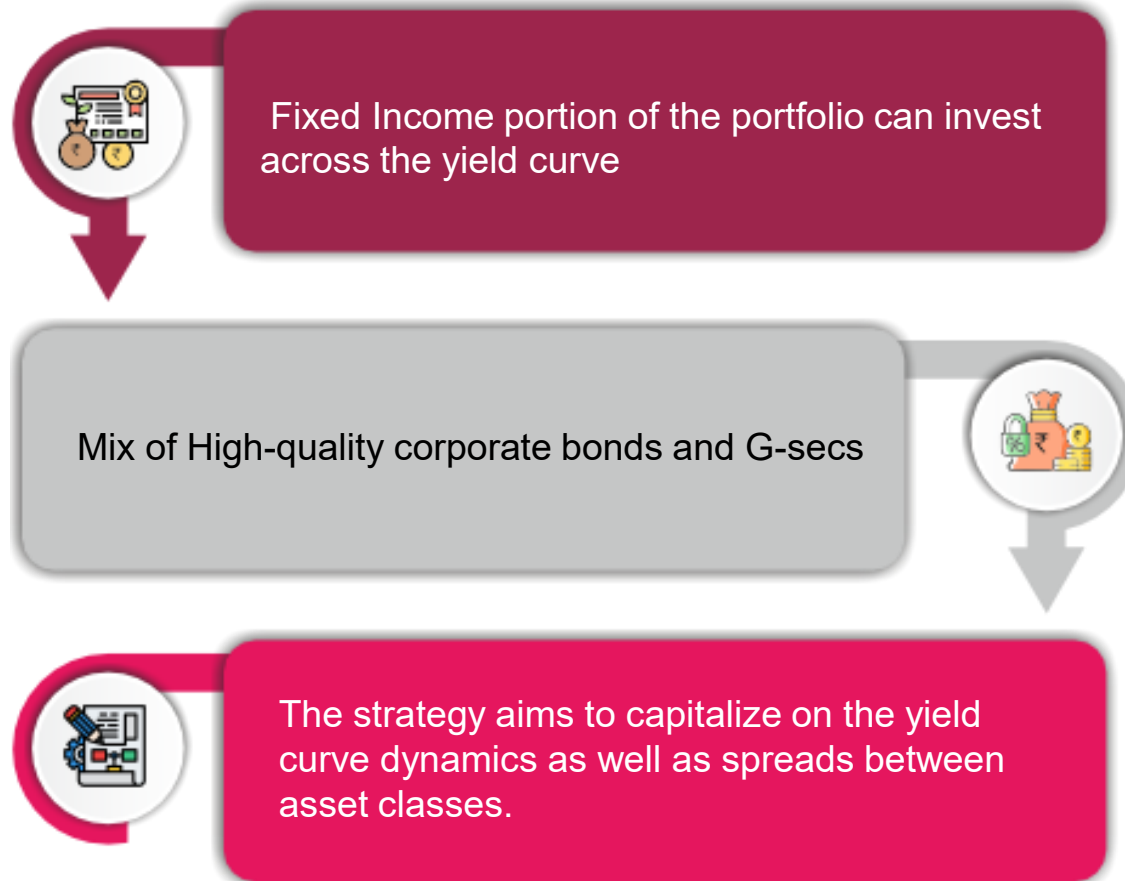
Overall, the fund is tilted more towards investments, selective consumption and services themes, non-lending financial institutions and healthcare with cautious view on sectors sensitive to global macroenvironment.

Issuer	% of net assets
Bank Nifty Index	3.75%
ICICI Bank Limited	2.94%
Reliance Industries Limited	2.19%
HDFC Bank Limited	2.08%
Bharti Airtel Limited	2.02%
Infosys Limited	1.81%
Mahindra & Mahindra Limited	1.44%
Larsen & Toubro Limited	1.40%
S.J.S. Enterprises Limited	1.12%
JB Chemicals & Pharmaceuticals Limited	1.05%
Aditya Infotech Limited	1.02%
Awfis Space Solutions Limited	0.83%
NTPC Limited	0.77%
Fortis Healthcare Limited	0.68%
State Bank of India	0.67%

	Aug-25	Jul-25	Jun-25	May-25	Apr-25
Large Cap	72%	75%	79%	80%	80%
Mid cap	9%	9%	8%	7%	6%
Small cap	18%	17%	13%	13%	14%

Data as of 31st August 2025 * Normalized to 100%. Sector(s) / Stock(s) / Issuer(s) mentioned above are for the purpose of disclosure of the portfolio of the Scheme(s) and should not be construed as recommendation. Current Portfolio Allocation is based on the prevailing market conditions and is subject to changes depending on the fund manager's view of the equity markets. *Top 10 of Unhedged equity exposure Market caps are defined as per SEBI regulations as below: a. Large Cap: 1st -100th company in terms of full market capitalization. b. Mid Cap: 101st -250th company in terms of full market capitalization. c. Small Cap: 251st company onwards in terms of full market capitalization.

Investment Strategy – Fixed Income



Asset Mix Debt)*	As on 31 st August 2025
Corporate Bonds	11.63%
G-sec	10.03%
Treasury Bill	2.65%
Cash & NCA	2.58%

COMPOSITION BY RATING*	% of Net Assets
AAA, SOV & Equivalent	35.09%
AA/AA+	16.87%
A+	2.38%
Net Current Assets	45.66%

Data as of 31st August 2025 *Normalized to 100%, Rating allocation is % of debt holding

Allocation & maturity is based on the current market conditions and is subject to changes depending on the fund manager's view of the markets.. The calculation is based on the invested corpus. Sector(s) / Stock(s) / Issuer(s) mentioned above are for the purpose of disclosure of the portfolio of the Scheme(s) and should not be construed as recommendation. The fund manager(s) may or may not choose to hold the stock mentioned, from time to time. Investors are requested to consult their financial, tax and other advisors before taking any investment decision(s). * Of Net assets of the scheme. For complete portfolio, please refer website: www.axismf.com.

Fixed Income - Positioning



The fund uses an active investment strategy that aims to generate stable returns with the endeavor to capture interest rate cycles by dynamically managing the fund's duration.



Comfort on domestic and global macros will play an important role in debt allocation.



Aims to capitalize on the 'carry' play at the shorter end and 'duration' at the longer end.



The fixed income allocation has high quality bias and the investments are heavily concentrated in high-grade assets (GSECS / SDLs / AAA) with a relatively smaller allocation in credits.



We have gradually reduced duration since March 2025 transitioning from long duration strategies to accrual-based strategies.

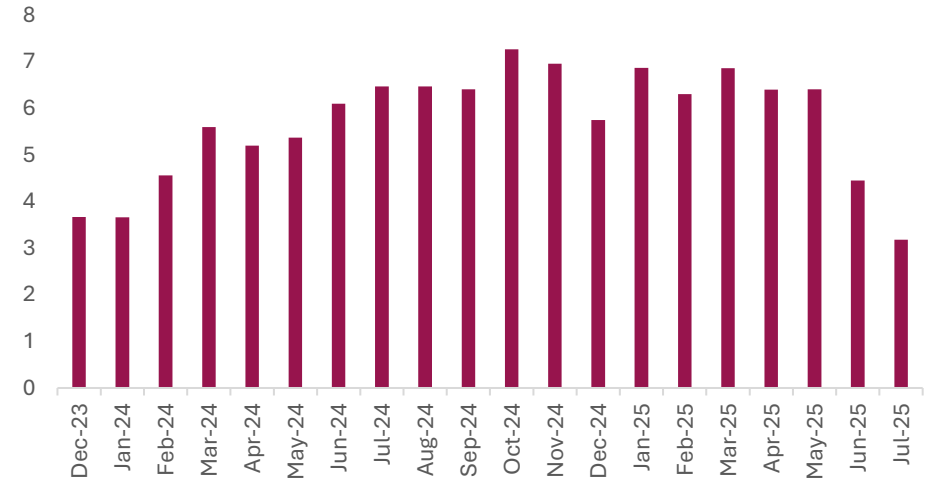


We have been adding 2-5 year corporate bonds to the portfolio as we expect banking liquidity to remain surplus & lower supply of corporate bonds due to credit slowdown to aid bond yields.






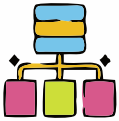


Currently the fund's duration is 3.18 years

Modified Duration in years



Features at a glance

	Type Equity Savings Fund		Fund Manager Mr. Mayank Hyanki, Mr. Devang Shah, Mr. Hardik Shah & Krishnaa N
	Benchmark Nifty Equity Savings TRI		Minimum Investment Rs 500 and in multiples of Rs 1/- thereafter
	Exit Load If redeemed/ switched - out within 1 month from the date of allotment: For 10% of investments: Nil. For remaining investments: 1%. If redeemed/switched after 1 month: Nil		Plan/ Options Direct & Regular Plan Growth, IDCW* (Payout/ Reinvestment) options

Data as of 31st August 2025. *Income Distribution cum Capital Withdrawal

Allocation & maturity is based on the current market conditions and is subject to changes depending on the fund manager's view of the markets.. The calculation is based on the invested corpus. Sector(s) / Stock(s) / Issuer(s) mentioned above are for the purpose of disclosure of the portfolio of the Scheme(s) and should not be construed as recommendation. The fund manager(s) may or may not choose to hold the stock mentioned, from time to time. Investors are requested to consult their financial, tax and other advisors before taking any investment decision(s). * Of Net assets of the scheme.

Portfolio Update - Debt

31st August 2025

Debt Quants

Residual Maturity

4.73 years

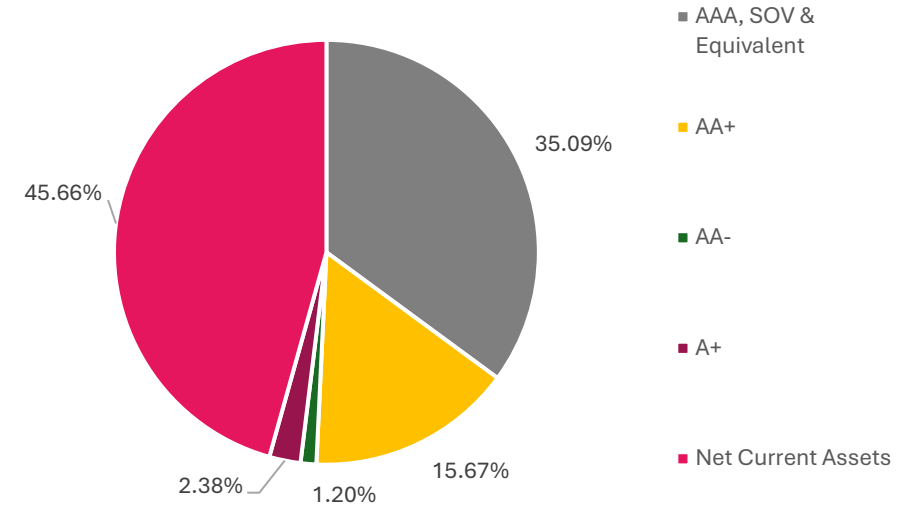
Macaulay Duration

3.35 years

Yield to Maturity[^]

6.83%

Asset Allocation



Allocation & maturity is based on the current market conditions and is subject to changes depending on the fund manager's view of the markets. [^]The yield to maturity given above is based on the portfolio of funds as on date given above. This should not be taken as an indication of the returns that maybe generated by the fund and the securities bought by the fund may or may not be held till their respective maturities. The calculation is based on the invested corpus. Sector(s) / Stock(s) / Issuer(s) mentioned above are for the purpose of disclosure of the portfolio of the Scheme(s) and should not be construed as recommendation. The fund manager(s) may or may not choose to hold the stock mentioned, from time to time. Investors are requested to consult their financial, tax and other advisors before taking any investment decision(s). *Net equity exposure [^]in case of semi annual, it will be annualized. For complete portfolio, please refer website: www.axismf.com.

Portfolio Update - Equity

31st August 2025

Top 10 Stocks*	% of NAV	Top 10 Sectors	% of NAV
Bank Nifty Index	3.75%	Banks	19.38%
ICICI Bank Limited	2.94%	Petroleum Products	8.58%
Reliance Industries Limited	2.19%	It - Software	5.66%
HDFC Bank Limited	2.08%	Pharmaceuticals & Biotechnology	4.26%
Bharti Airtel Limited	2.02%	Index	3.75%
Infosys Limited	1.81%	Ferrous Metals	2.80%
Mahindra & Mahindra Limited	1.44%	Construction	2.74%
Larsen & Toubro Limited	1.40%	Telecom - Services	2.66%
S.J.S. Enterprises Limited	1.12%	Diversified Fmcg	2.19%
JB Chemicals & Pharmaceuticals Limited	1.05%	Automobiles	2.18%

Allocation & maturity is based on the current market conditions and is subject to changes depending on the fund manager's view of the markets. ^The yield to maturity given above is based on the portfolio of funds as on date given above. This should not be taken as an indication of the returns that maybe generated by the fund and the securities bought by the fund may or may not be held till their respective maturities. The calculation is based on the invested corpus. Sector(s) / Stock(s) / Issuer(s) mentioned above are for the purpose of disclosure of the portfolio of the Scheme(s) and should not be construed as recommendation. The fund manager(s) may or may not choose to hold the stock mentioned, from time to time. Investors are requested to consult their financial, tax and other advisors before taking any investment decision(s). *Net equity exposure ^in case of semi annual, it will be annualized. For complete portfolio, please refer website: www.axismf.com.

Performance

29th August 2025

Fund Name	Date of inception	1 Year		3 Years		5 Years		Since Inception	
		CAGR (%)	Point-to-Point returns on Standard Investment of Rs. 10,000/-	CAGR (%)	Point-to-Point returns on Standard Investment of Rs. 10,000/-	CAGR (%)	Point-to-Point returns on Standard Investment of Rs. 10,000/-	CAGR (%)	Point-to-Point returns on Standard Investment of Rs. 10,000/-
Axis Equity Savings Fund - Regular Plan – Growth	14-Aug-15	1.86%	10,185	9.18%	13,016	10.49%	16,462	8.17%	22,010
NIFTY Equity Savings Index (Benchmark)		4.53%	10,452	9.42%	13,101	10.41%	16,399	8.87%	23,499
NIFTY 10 yr Benchmark G-Sec (Additional Benchmark)		8.01%	10,799	7.95%	12,580	5.56%	13,106	6.58%	18,981

Past performance may or may not be sustained in future. Different plans have different expense structure. Krishnaa N is managing the scheme and he manages 24 schemes of Axis Mutual Fund, Hardik Shah is managing the scheme since 1st February 2023 and he manages 18 schemes of Axis Mutual Fund, Devang Shah is managing the scheme since 05th April 2024 and he manages 21 schemes of Axis Mutual Fund & Mr. Mayank Hyanki is managing the scheme and he manages 3 schemes of Axis Mutual Fund. Please refer return table for performance of all schemes managed by the fund manager. Returns greater than 1 year period are compounded annualised (CAGR). Face Value per unit 10.

Please click on link https://www.axismf.com/cms/sites/default/files/Statutory/WDP_Annexure_Aug.pdf to view the performance of other schemes currently managed by the fund manager.
Note: In case you require physical copy of this document request you to kindly take the printout to review the fund managers performance of other schemes managed by him from the above link given.

Product Labelling

Axis Equity Savings Fund

(An Open Ended Scheme Investing In Equity, Arbitrage And Debt)

Benchmark: NIFTY Equity Savings Index

This product is suitable for investors who are seeking*

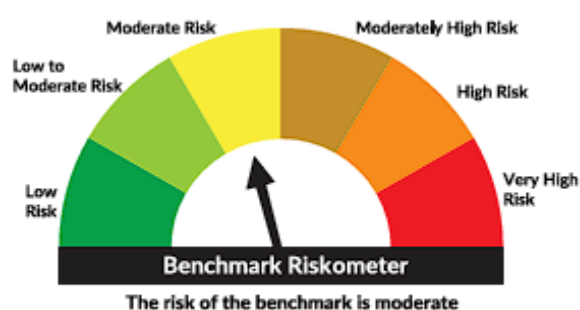
- Capital appreciation while generating income over medium to long term.
- Provide capital appreciation and income distribution to the investors by using equity and equity related instruments, arbitrage opportunities, and investments in debt and money market instruments

*Investors should consult their financial advisers if in doubt about whether the product is suitable for them.

Riskometer

Fund

NIFTY Equity Savings Index



Performance Disclaimer

Data updated As on 31st August 2025

Past performance may or may not be sustained in future. Different plans have different expense structure. Sector(s) / Stock(s) / Issuer(s) mentioned above are for the purpose of disclosure of the portfolio of the Scheme(s) and should not be construed as recommendation. The fund manager(s) may or may not choose to hold the stock mentioned, from time to time.

- Devang Shah is Managing Axis Dynamic Bond Fund, Axis Strategic Bond Fund, Axis Liquid Fund, Axis Gilt Fund and Axis Short Duration Fund since 5th Nov, 2012, Axis Credit Risk Fund since 15th Jul, 2014, Axis Arbitrage Fund since 14th Aug, 2014, Axis Conservative Hybrid Fund, Axis Treasury Advantage Fund since 7th Jun, 2016, Axis Corporate Bond Fund since 13th Jul, 2017, Axis Money Market Fund since 6th Aug, 2019, Axis CRISIL IBX 70:30 CPSE Plus SDL April 2025 Index Fund since 28th Jan, 2022, Axis Long Duration Fund since 27th Dec, 2022, Axis All Seasons Debt Fund of Funds since 1st Feb, 2023 and Axis Multi Asset Allocation Fund, Axis Children's Fund, Axis Balanced Advantage Fund, Axis Aggressive Hybrid Fund, Axis Equity Savings Fund, Axis Retirement Fund - Aggressive Plan, Axis Retirement Fund - Conservative Plan and Axis Retirement Fund - Dynamic Plan since 5th Apr, 2024.
- Krishnaa N is Managing Axis Large Cap Fund, Axis ESG Integration Strategy Fund, Axis Focused Fund, Axis Greater China Equity Fund of Fund, Axis Global Equity Alpha Fund of Fund, Axis Global Innovation Fund of Fund, Axis Large & Mid Cap Fund, Axis Midcap Fund, Axis Flexi Cap Fund, Axis NASDAQ 100 Fund of Fund, Axis Quant Fund, Axis Retirement Fund - Aggressive Plan, Axis Retirement Fund - Conservative Plan, Axis Retirement Fund - Dynamic Plan, Axis Small Cap Fund, Axis Innovation Fund, Axis US Specific Treasury Dynamic Debt Passive FOF and Axis Value Fund since 1st Mar, 2024, Axis Consumption Fund since 12th Sep, 2024, Axis Multi Asset Allocation Fund, Axis Children's Fund, Axis Aggressive Hybrid Fund and Axis Equity Savings Fund since 16th Dec, 2024 and Axis Services Opportunities Fund since 24th Jul, 2025.
- Hardik Shah is Managing Axis Corporate Bond Fund, Axis Balanced Advantage Fund and Axis Floater Fund since 31st Jan, 2022, Axis CRISIL IBX SDL May 2027 Index Fund since 23rd Feb, 2022, Axis Long Duration Fund since 27th Dec, 2022, Axis CRISIL IBX 50:50 Gilt Plus SDL June 2028 Index Fund since 24th Jan, 2023, Axis Children's Fund, Axis Equity Savings Fund since 1st Feb, 2023, Axis Fixed Term Plan - Series 112 (1143 Days) since 1st Mar, 2023, Axis Banking & PSU Debt Fund since 3rd Jul, 2023, Axis CRISIL IBX SDL June 2034 Debt Index Fund since 21st Mar, 2024, Axis Multi Asset Allocation Fund, Axis All Seasons Debt Fund of Funds, Axis Dynamic Bond Fund, Axis Retirement Fund - Aggressive Plan, Axis Retirement Fund - Conservative Plan and Axis Retirement Fund - Dynamic Plan since 5th Apr, 2024 and Axis Ultra Short Duration fund since 4th Nov, 2024.
- Mayank Hyanki is Managing Axis Small Cap Fund since 3rd Aug, 2023, Axis Equity Savings Fund since 5th Apr, 2024 and Axis Momentum Fund since 12th Dec, 2024.
- Axis Bank Ltd. is not liable or responsible for any loss or shortfall resulting from the operation of the scheme. This document represents the views of Axis Asset Management Co. Ltd. and must not be taken as the basis for an investment decision. Neither Axis Mutual Fund, Axis Mutual Fund Trustee Limited nor Axis Asset Management Company Limited, its Directors or associates shall be liable for any damages including lost revenue or lost profits that may arise from the use of the information contained herein. No representation or warranty is made as to the accuracy, completeness or fairness of the information and opinions contained herein. The AMC reserves the right to make modifications and alterations to this statement as may be required from time to time.

Performance Disclaimer and Risk factors

Past performance may or may not be sustained in the future.

The presentation dated 31st August, 2025 has been prepared by Axis Asset Management Company Limited (Axis AMC) based on internal data, publicly available information and other sources believed to be reliable. Any calculations made are approximations, meant as guidelines only, which you must confirm before relying on them. The information given is for general purposes only. Past performance may or may not be sustained in future. The current investment strategies are subject to change depending on market conditions. The statements are given in summary form and do not purport to be complete. The views / information provided do not have regard to specific investment objectives, financial situation and the particular needs of any specific person who may receive this information. The information/ data herein alone are not sufficient and should not be used for the development or implementation of an investment strategy. The statements contained herein may include statements of future expectations and other forward-looking statements that are based on our current views and involve known and unknown risks and uncertainties that could cause actual results, performance or events to differ materially from those expressed or implied in such statements. Stocks/Sectors referred in the presentation are illustrative and should not be construed as an investment advice or a research report or a recommended by Axis Mutual Fund / AMC. The Fund may or may not have any present or future positions in these sectors. Axis Mutual Fund/AMC is not guaranteeing any returns on investments made in the Scheme(s). The data/statistics are given to explain general market trends in the securities market, it should not be construed as any research report/research recommendation. Neither Axis AMC and Axis Mutual Fund nor any person connected with them, accepts any liability arising from the use of this document. The recipient(s) before acting on any information herein should make his/her/their own investigation and seek appropriate professional advice and shall alone be fully responsible / liable for any decision taken on the basis of information contained herein. For complete portfolio/details refer to our website <https://www.axismf.com/>.

Mutual Fund Investments are subject to market risks, read all scheme related documents carefully.

Thank You