AXIS BALANCED ADVANTAGE FUND

(An open-ended dynamic asset allocation fund)

*For riskometer and Product Labelling please refer slide no. 23

AXIS MUTUAL FUND | 15 YEARS AS YOUR INVESTMENT PARTNER

Investor Dilemma

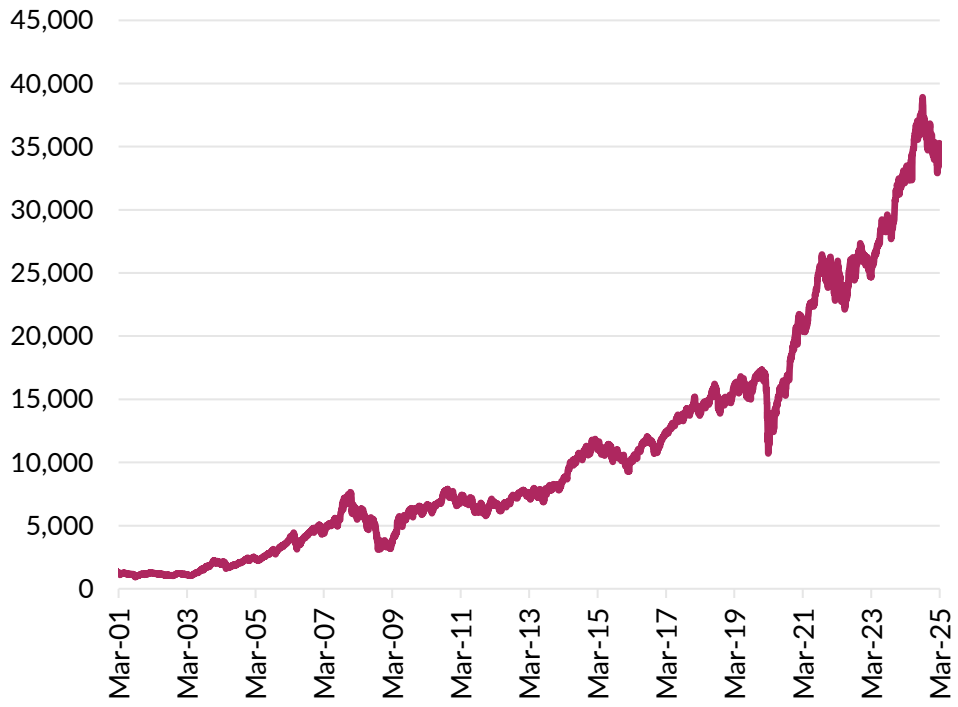

Which direction market will move?

Will the market see a crash soon?

When to invest?

Is this a peak? Should I exit?

Should increase/ decrease my equity exposure?

Source: Bloomberg, above data is of Nifty 50 TRI as on 30th April 2025

Reality Check

Equity allocation decision needs multiple factors to be considered

No ones knows the peak and bottom in market

It is impossible to time the market

Shifting individual asset allocation through different funds is expensive

Market is influenced by a variety of reasons…

- FII Inflows/ Outflows
- Political Events
- Central Bank Action
- Quarterly Earnings
- Global News

Disclaimer : Above mentioned list in not exhaustive

Which can influence investor behavior

Under most cases, Investors end up investing at peak market and redeeming at market lows

AXIS MUTUAL FUND | 15 YEARS AS YOUR INVESTMENT PARTNER

Different asset classes, Different returns

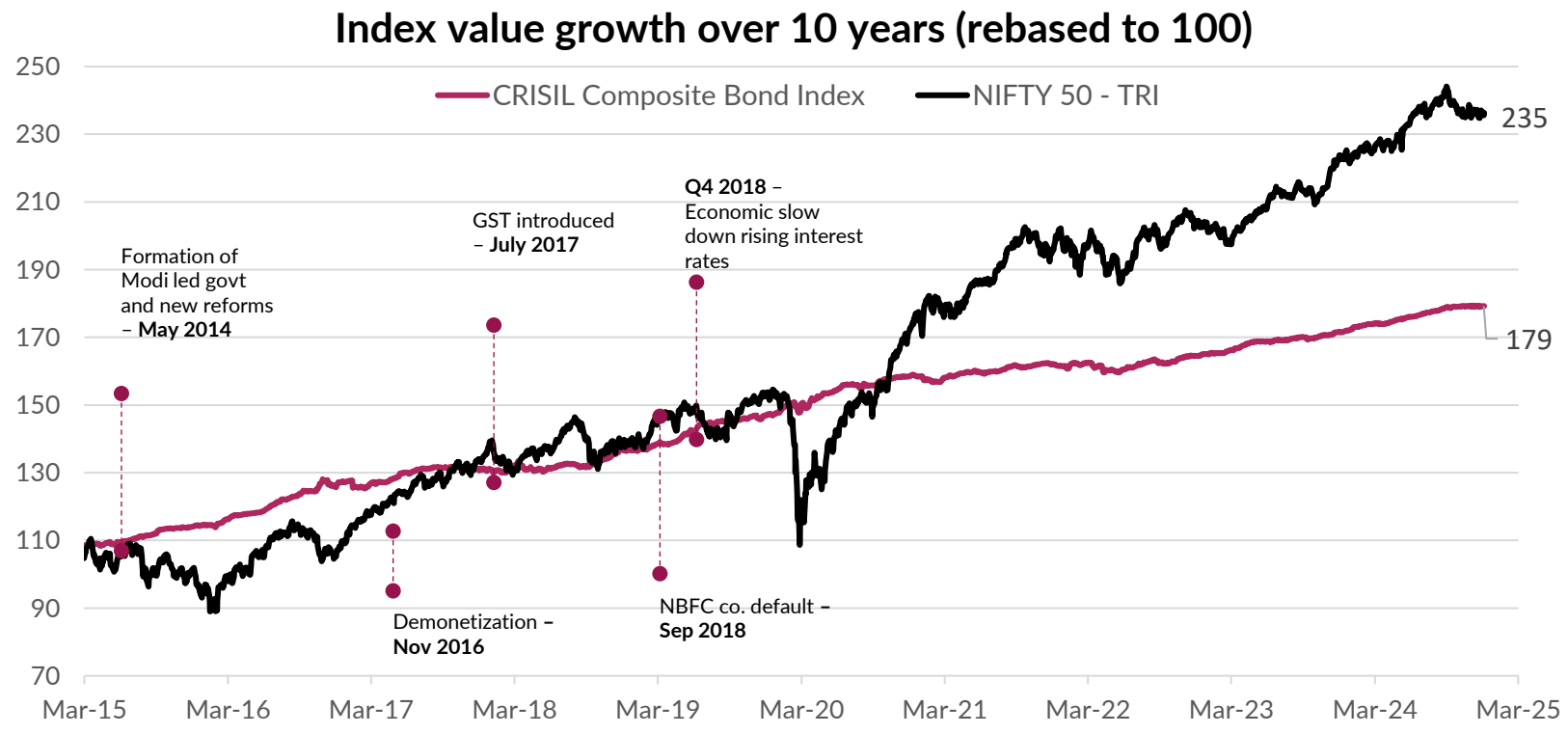

Combination of assets has provided relatively better experience over the period

Source : Bloomberg, AMFI, ACEMF. This is historical data for the period March 2015 to Mar 2025 and is rebased to 100. **Past performance may or may not be sustained in the future.**

AXIS MUTUAL FUND | 15 YEARS AS YOUR INVESTMENT PARTNER

Solution* for investors

Aims to protect downside by reducing drawdowns

Eliminates the need for switching between funds based on market outlook

Dynamic behavior depending on market scenario

Avails equity taxation**

Aims to capture the upside of market

Balanced Advantage Fund

*Based on the current portfolio and is subject to changes depending on the changes in portfolio based on the fund manager's view of the markets.
**In view of individual nature of tax consequences, each unit holder is advised to consult his/her own professional tax advisors. Applicable taxation is based on portfolio allocation..

AXIS MUTUAL FUND | 15 YEARS AS YOUR INVESTMENT PARTNER

Introducing

AXIS BALANCED ADVANTAGE FUND

(An open-ended dynamic asset allocation fund)

Axis Balanced Advantage Fund

Why Axis Balanced Advantage Fund?

- Predefined model considering valuation, macros and volatility
- Diversified portfolio
- Active calls on market cap, beta, credit and duration of the fund
- Internal Committee to take calls on non-quantifiable factors

AXIS MUTUAL FUND | 15 YEARS AS YOUR INVESTMENT PARTNER

Axis Balanced Advantage Fund: Asset Allocation

Equity
0-100%

Fixed Income
0-100%

Please refer the asset allocation and investment strategy from the SID for details.

The fund endeavours to generate capital appreciation via equity exposure and generate income by investing in Fixed Income securities

AXIS MUTUAL FUND | 15 YEARS AS YOUR INVESTMENT PARTNER

How fund is being managed?

Dynamic approach

Model-based valuation
Basis valuation and risk parameters, asset allocation is dynamically decided

Review by Internal committee
Monthly allocation review by internal committee constituted

Seizing Opportunities
Active calls and decision making based on market events

Please refer the asset allocation and investment strategy from the SID for details.

The funds dynamic approach aims to navigate equity market volatility and capture long term performance

Unveiling the Enhanced Model

Key factors	Coverage	Output
Valuations	Model - P/E ratio, PE India vs Global and MoM Earnings	Net Equity levels
Global and Domestic Macro	Model - Inflation, earning yield/G-sec yield, Interest rates etc	Equity – Debt asset allocation
Trend	Model - FII and DII flows and its trend and market volatility	Equity – Debt asset allocation and Net equity levels
Global and domestic events	Internal committee and Fund manager - Geopolitical scenarios and domestic events	Net Equity levels
Sector earnings	Fund Manager – sector earnings and events	Market cap and sector allocation

- Axis Balanced Advantage fund follows a 5-factor approach to determine equity exposure while rebalancing
- While few factors are quantifiable like valuation, earnings momentum; there are factors like geo-political scenarios which consider the events and market expectations that impact the trend in the stock market
- This ensures the 360° coverage of factors to ensure the equity allocation is not just the basis of valuation, macros and trends but also includes broad parameters like,geo-political scenario, unexpected market events
- In the black swan events like Covid, Russia-Ukraine war, the committee can immediately take active calls on asset allocation

Please refer the asset allocation and investment strategy from the SID for details.

Strategic Agility: Dynamic Approach

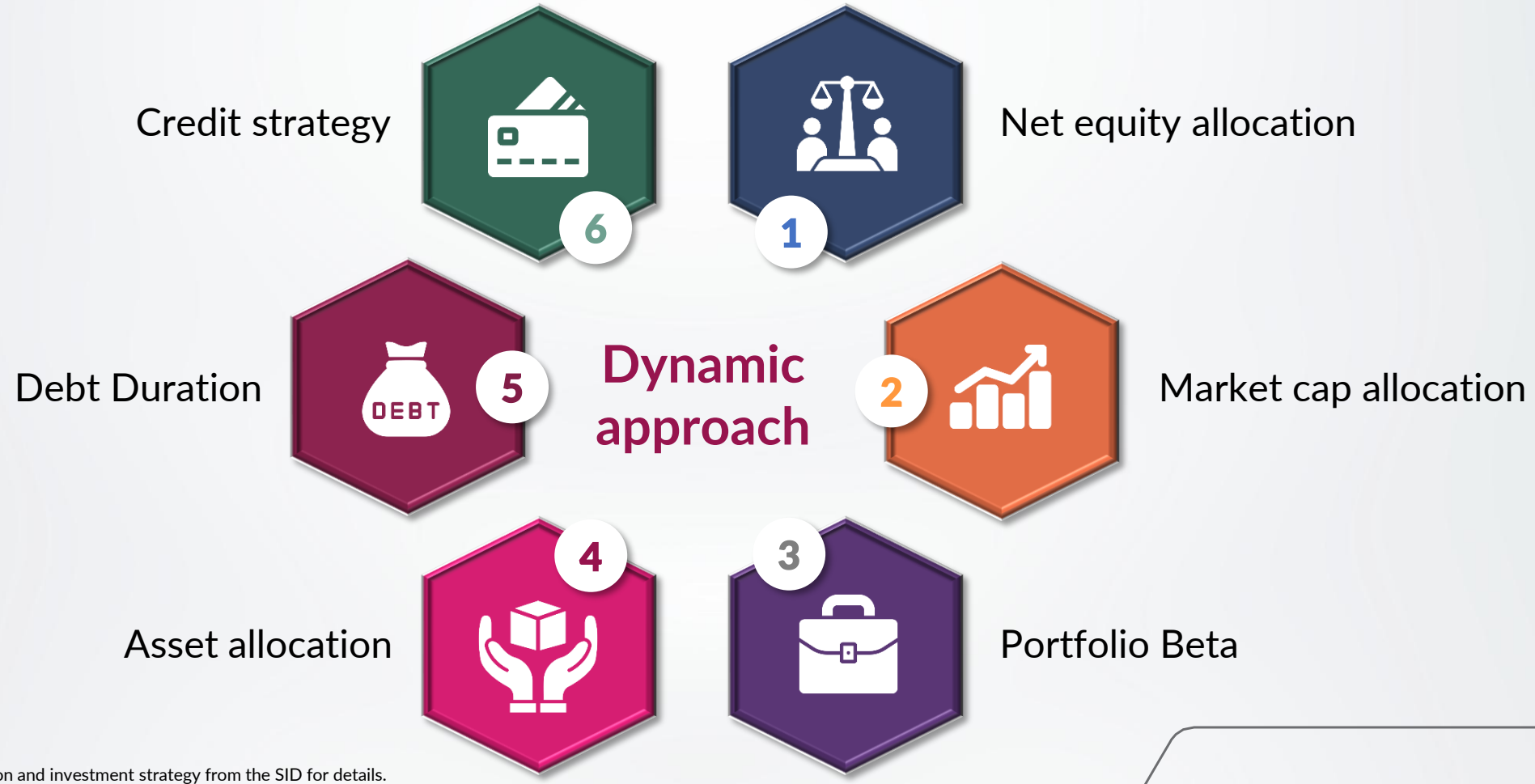

Please refer the asset allocation and investment strategy from the SID for details.

Product positioning

01 Investors looking for a solution which dynamically adjusts equity exposure

02 Investors looking to cushion downside while participating decently in market rallies

03 Suitable for relatively conservative investors who are not looking for pure equity returns

04 The Fund is ideal for investors who have an investment horizon of 5 years+



Please refer the asset allocation and investment strategy from the SID for details.

Dynamic rebalancing

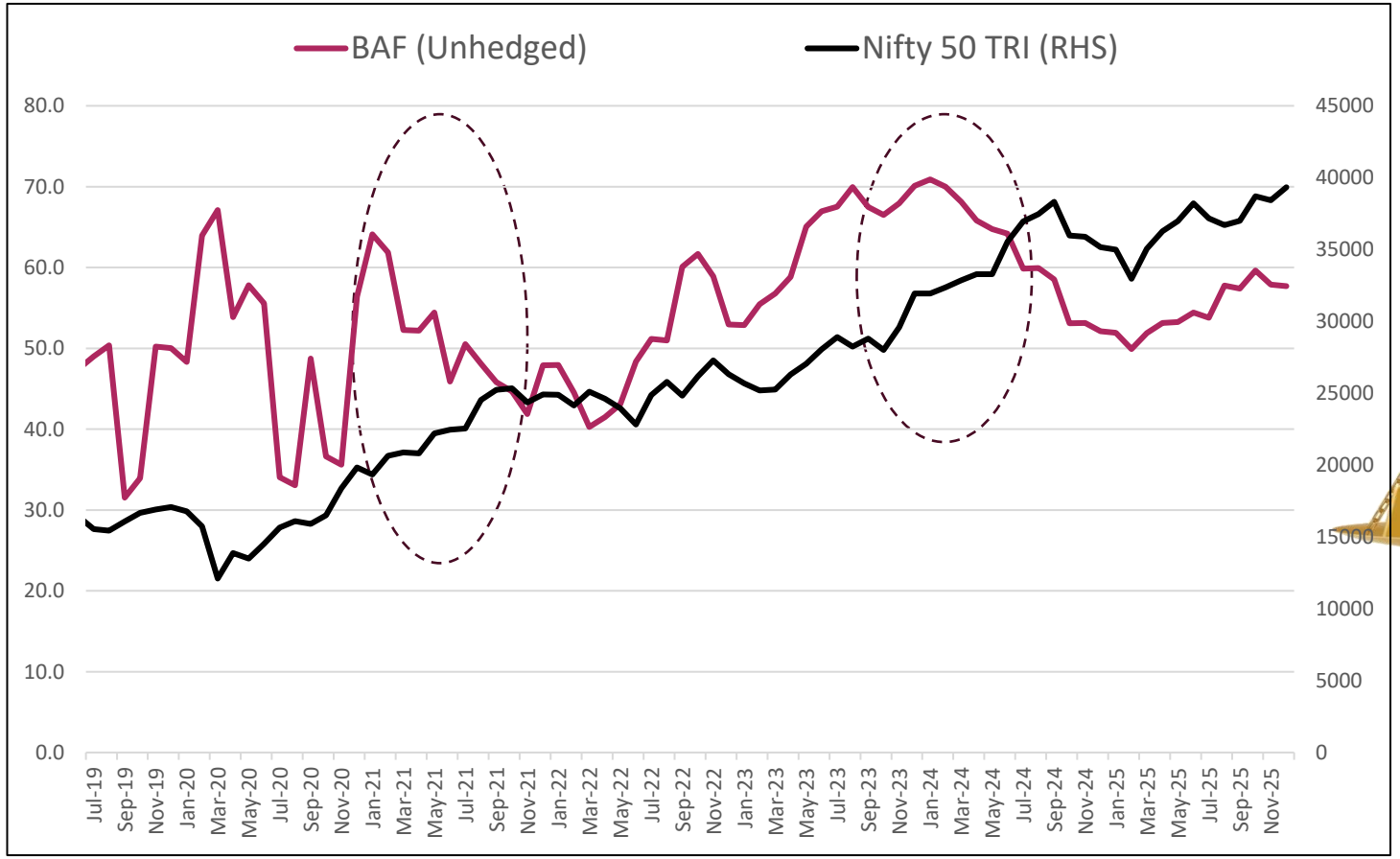

Data as of 28th February 2026. Source: Bloomberg and Axis Internal
Allocation is based on the current market conditions and is subject to changes depending on the fund manager's view of the markets. Unhedged data is for Axis Balanced Advantage scheme

Current asset allocation & historic trend

AXIS MUTUAL FUND | 15 YEARS AS YOUR INVESTMENT PARTNER

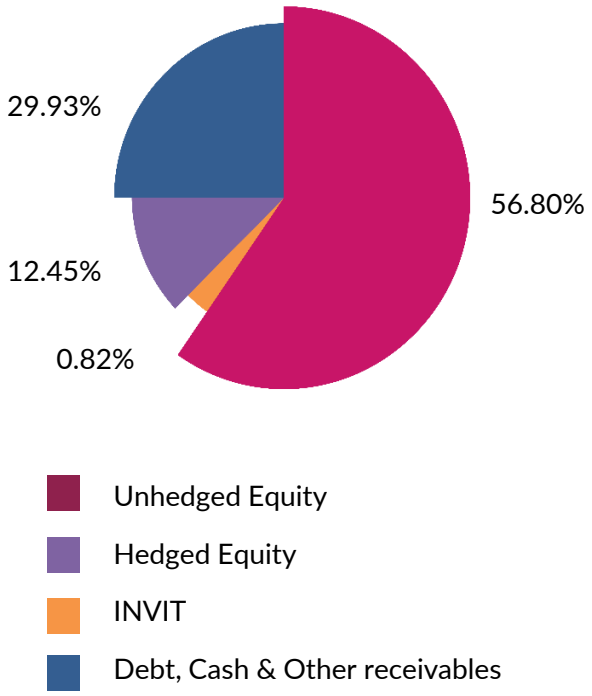

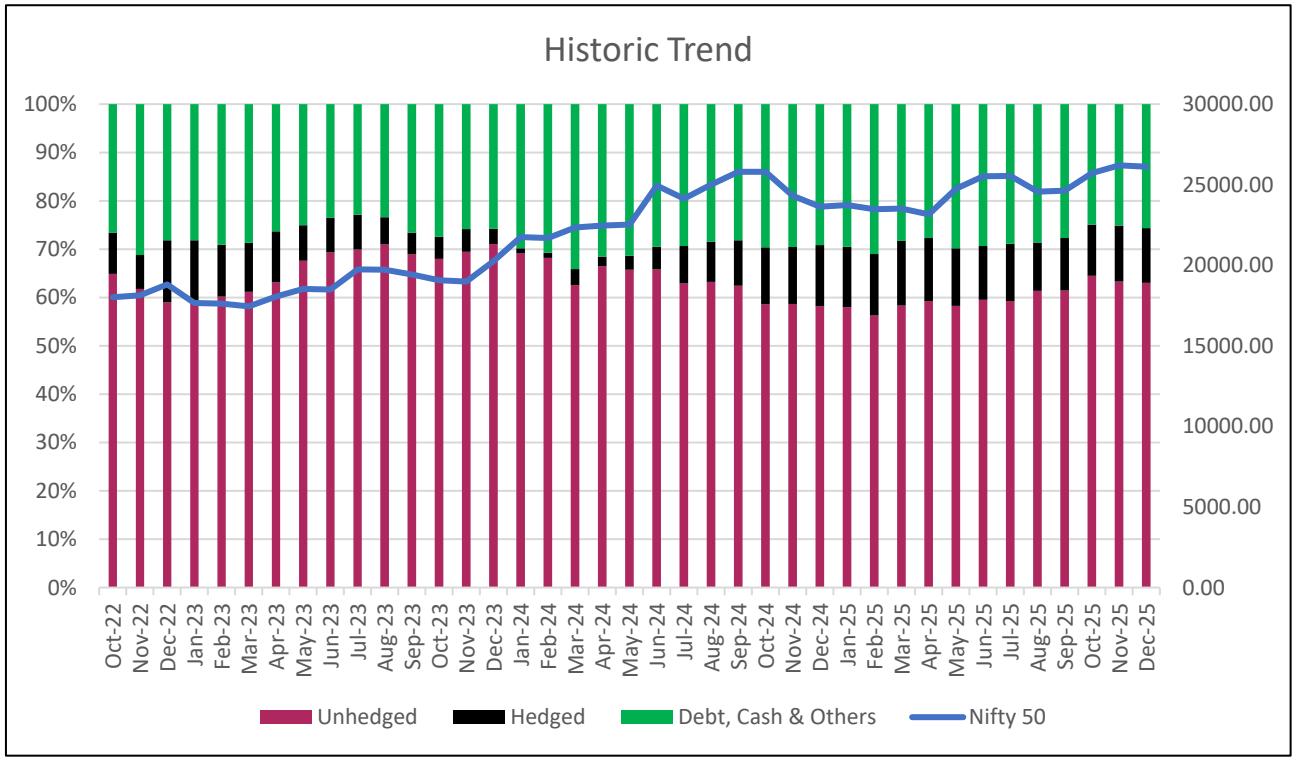

Allocation & maturity is based on the current market conditions and is subject to changes depending on the fund manager's view of the markets. ^The yield to maturity given above is based on the portfolio of funds as on date given above. This should not be taken as an indication of the returns that maybe generated by the fund and the securities bought by the fund may or may not be held till their respective maturities. The calculation is based on the invested corpus. Data as on 28th February 2026. For complete portfolio, refer website www.axismf.com.

Equity Exposure Process

Focus of the fund

- Focus on absolute returns and risk-reward relatively
- Growth at a reasonable price (Quality with GARP)

Capturing trend

- Long term investments along with some tactical approach

Market cap and portfolio Beta

- Fund will follow flexicap approach
- Cyclical vs low growth (Beta of the portfolio)

Please refer to the asset allocation and investment strategy from the SID.

Current Equity Strategy

01 Large cap tilted, cautious allocation in mid and small cap

02 Increase in the Beta of the fund

03 Increase allocation in PSUs, Autos and Hospital and health-care services

Net equity level

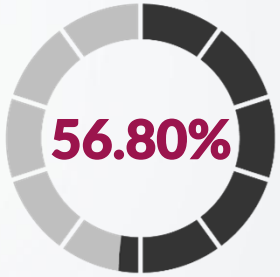

Market Cap Mix

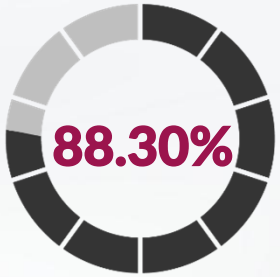

Large cap

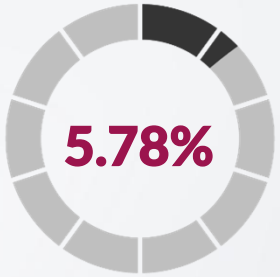

Mid cap

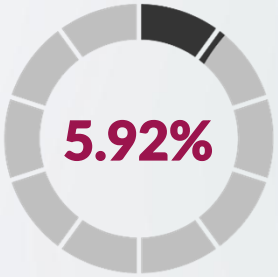

Small cap

Data as of 28th February 2026. Current Portfolio Allocation is based on the prevailing market conditions and is subject to changes depending on the fund manager's view of the equity markets. *Top 10 of Unhedged equity exposure Market caps are defined as per SEBI regulations as below: a. Large Cap: 1st -100th company in terms of full market capitalization. b. Mid Cap: 101st -250th company in terms of full market capitalization. c. Small Cap: 251st company onwards in terms of full market capitalization. For complete portfolio, refer website www.axismf.com. Sector(s) / Stock(s) / Issuer(s) mentioned above are for the purpose of disclosure of the portfolio of the Scheme(s) and should not be construed as recommendation. The fund manager(s) may or may not choose to hold the stock mentioned, from time to time.

Equity allocation

Securities	% of Net Assets
ICICI Bank Limited	5.06%
HDFC Bank Limited	4.19%
Reliance Industries Limited	4.14%
State Bank of India	3.76%
Infosys Limited	3.03%
Larsen & Toubro Limited	2.87%
Bharti Airtel Limited	1.80%
NTPC Limited	1.73%
Mahindra & Mahindra Limited	1.70%
Apollo Hospitals Enterprise Limited	1.49%

Top 5 Sectors	Net Weight
Banks	17.39%
It - Software	5.82%
Petroleum Products	5.53%
Automobiles	4.32%
Finance	3.93%

Current Portfolio Allocation is based on the prevailing market conditions and is subject to changes depending on the fund manager's view of the equity markets. Sector(s)/ Stock(s)/ Issuer(s) mentioned above are for the purpose of disclosure of the portfolio of the Scheme(s) and should not be construed as recommendation. The fund manager(s) may or may not choose to hold the stock mentioned, from time to time. Investors are requested to consult their financial, tax and other advisors before taking any investment decision(s). Data as on 28th February 2026. For complete portfolio, refer website www.axismf.com. For complete portfolio, please refer to our website www.axismf.com

Fixed Income Strategy

- Actively managed and diversified portfolio
- Mix of high-quality corporate bonds and G-secs
- Dynamic duration between **1 to 7 years**

Asset Mix (Debt)	As on 28th Feb 2026
Corporate Bonds	17.05%
G-sec and SDL	6.67%
Treasury Bill	2.23%
Cash & Others	2.91%

Debt	
Residual Maturity	3.53 Years
Macaulay Duration	2.79 Years
Annualized YTM^	6.93%
Rating Mix (High Quality Portfolio)	
AAA, SOV & Equivalent	73.98%
Below AAA	26.02%

Allocation & maturity is based on the current market conditions and is subject to changes depending on the fund manager's view of the markets. ^The yield to maturity given above is based on the portfolio of funds as on date given above. This should not be taken as an indication of the returns that maybe generated by the fund and the securities bought by the fund may or may not be held till their respective maturities. The calculation is based on the invested corpus. In case of semi annual, it will be annualized. Add - For complete portfolio, refer website www.axismf.com.

Features at a glance

Fund Manager

Mr. Jayesh Sundar,
Mr. Devang Shah and Hardik Shah

Type

Open-Ended Dynamic Asset Allocation Fund

Minimum Investment

Rs 100 and in multiples of Rs 1/- thereafter

Benchmark

Nifty 50 Hybrid Composite Debt 50:50 Index

Plan/Options

Direct & Regular Plan
Growth, IDCW (Pay out/ Reinvestment) options

Exit Load

If redeemed / switched-out within 12 months from the date of allotment: For 10% of investments: NIL, For remaining investments: 1%. If redeemed / switched-out after 12 months from the date of allotment: NIL

AXIS MUTUAL FUND | 15 YEARS AS YOUR INVESTMENT PARTNER

Performance: 27th February 2026

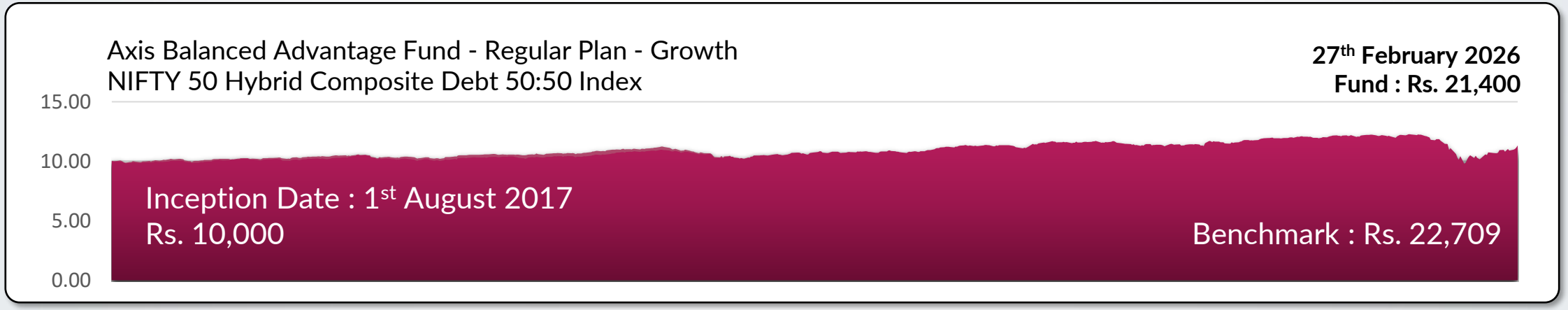

	1 Year		3 Year		5 Year		Since Inception	
	CAGR (%)	Current Value of investment of Rs. 10,000	CAGR (%)	Current Value of investment of Rs. 10,000	CAGR (%)	Current Value of investment of Rs. 10,000	CAGR (%)	Current Value of investment of Rs. 10,000
Axis Balanced Advantage Fund - Regular Plan - Growth	10.85%	11,082	14.89%	15,167	11.25%	17,052	9.27%	21,400
NIFTY 50 Hybrid Composite Debt 50:50 Index (Benchmark)	10.25%	11,022	11.03%	13,689	9.67%	15,874	10.03%	22,709
Nifty 50 TRI (Additional Benchmark)	15.12%	11,507	14.64%	15,066	12.93%	18,379	12.53%	27,545

Past performance may or may not be sustained in future. Different plans have different expense structure. Jayesh Sundar is managing the scheme since 28th September 2023 and he manages 8 schemes of Axis Mutual Fund & Devang Shah is managing the scheme since 5th April 2024 and he manages 23 schemes of Axis Mutual Fund & Hardik Shah is managing the scheme since 31st January 2022 and he manages 17 schemes of Axis Mutual Fund . Please refer to annexure on Page 137 for performance of all schemes managed by the fund manager. Returns greater than 1 year period are compounded annualised (CAGR). Face Value per unit : ₹10.

Please click on link https://www.axismf.com/cms/sites/default/files/Statutory/WDP_Annexure_Feb.pdf to view the performance of other schemes currently managed by the fund manager. Note: In case you require physical copy of this document request you to kindly take the printout to review the fund managers performance of other schemes managed by him from the above link given.

AXIS MUTUAL FUND | 15 YEARS AS YOUR INVESTMENT PARTNER

Product Labelling

Axis Balanced Advantage Fund

(An Open-ended Dynamic Asset Allocation Fund)

Benchmark: NIFTY 50 Hybrid Composite Debt 50:50 Index

This product is suitable for investors who are seeking*

- Capital appreciation while generating income over the medium to long term.
- Investment in equity and equity-related instruments as well as debt and money market instruments while managing risk through active asset allocation.

*Investors should consult their financial advisers if in doubt about whether the product is suitable for them.

Fund

Product

Risk-o-meter

The risk of the scheme is very high

NIFTY 50 Hybrid Composite Debt 50:50 Index

Benchmark

Risk-o-meter

The risk of the benchmark is high

Statutory Details and Risk Factors

Data updated As on 28th February 2026

Past performance may or may not be sustained in the future. Sector(s)/ Stock(s)/ Issuer(s) mentioned above are for the purpose of disclosure of the portfolio of the Scheme(s) and should not be construed as recommendation. The fund manager(s) may or may not choose to hold the stock mentioned, from time to time. Effective Oct 1, 2021, fundamental attribute of Axis Balanced Advantage Fund (erstwhile Axis Dynamic Equity Fund) has been revised.

- Devang Shah is Managing Axis Dynamic Bond Fund, Axis Strategic Bond Fund, Axis Liquid Fund, Axis Gilt Fund and Axis Short Duration Fund since 5th Nov, 2012, Axis Credit Risk Fund since 15th Jul, 2014, Axis Arbitrage Fund since 14th Aug, 2014, Axis Conservative Hybrid Fund, Axis Treasury Advantage Fund since 7th Jun, 2016, Axis Corporate Bond Fund since 13th Jul, 2017, Axis Money Market Fund since 6th Aug, 2019, Axis Long Duration Fund since 27th Dec, 2022, Axis Income Plus Arbitrage Active FOF since 1st Feb, 2023, Axis Multi Asset Allocation Fund, Axis Children's Fund, Axis Balanced Advantage Fund, Axis Aggressive Hybrid Fund, Axis Equity Savings Fund, Axis Retirement Fund - Aggressive Plan, Axis Retirement Fund - Conservative Plan and Axis Retirement Fund - Dynamic Plan since 5th Apr, 2024, Axis Income Plus Arbitrage Passive FOF since 12th Nov, 2025 and Axis Multi-Asset Active FoF since 11th Dec, 2025.
- Hardik Shah is Managing Axis Corporate Bond Fund, Axis Balanced Advantage Fund and Axis Floater Fund since 31st Jan, 2022, Axis CRISIL IBX SDL May 2027 Index Fund since 23rd Feb, 2022, Axis Long Duration Fund since 27th Dec, 2022, Axis CRISIL IBX 50:50 Gilt Plus SDL June 2028 Index Fund since 24th Jan, 2023, Axis Children's Fund, Axis Equity Savings Fund since 1st Feb, 2023, Axis Fixed Term Plan - Series 112 (1143 Days) since 1st Mar, 2023, Axis Banking & PSU Debt Fund since 3rd Jul, 2023, Axis CRISIL IBX SDL June 2034 Debt Index Fund since 21st Mar, 2024, Axis Multi Asset Allocation Fund, Axis Income Plus Arbitrage Active FOF, Axis Dynamic Bond Fund, Axis Retirement Fund - Aggressive Plan, Axis Retirement Fund - Conservative Plan and Axis Retirement Fund - Dynamic Plan since 5th Apr, 2024 and Axis Ultra Short Duration fund since 4th Nov, 2024.
- Jayesh Sundar is Managing Axis Children's Fund, Axis Balanced Advantage Fund, Axis Aggressive Hybrid Fund and Axis Conservative Hybrid Fund since 28th Sep, 2023, Axis Retirement Fund Aggressive Plan, Axis Retirement Fund - Conservative Plan and Axis Retirement Fund - Dynamic Plan since 24th Jan, 2024 and Axis Large Cap Fund since 4th Nov, 2024.
- Axis Bank Ltd. is not liable or responsible for any loss or shortfall resulting from the operation of the scheme. This document represents the views of Axis Asset Management Co. Ltd. and must not be taken as the basis for an investment decision. Neither Axis Mutual Fund, Axis Mutual Fund Trustee Limited nor Axis Asset Management Company Limited, its Directors or associates shall be liable for any damages including lost revenue or lost profits that may arise from the use of the information contained herein. No representation or warranty is made as to the accuracy, completeness or fairness of the information and opinions contained herein. The AMC reserves the right to make modifications and alterations to this statement as may be required from time to time.

Performance Disclaimer and Risk factors

Past performance may or may not be sustained in the future.
The presentation dated 28th February 2026 has been prepared by Axis Asset Management Company Limited (Axis AMC) based on internal data, publicly available information and other sources believed to be reliable. Any calculations made are approximations, meant as guidelines only, which you must confirm before relying on them. The information given is for general purposes only. Past performance may or may not be sustained in future. The current investment strategies are subject to change depending on market conditions. The statements are given in summary form and do not purport to be complete. The views / information provided do not have regard to specific investment objectives, financial situation and the particular needs of any specific person who may receive this information. The information/ data herein alone are not sufficient and should not be used for the development or implementation of an investment strategy. The statements contained herein may include statements of future expectations and other forward-looking statements that are based on our current views and involve known and unknown risks and uncertainties that could cause actual results, performance or events to differ materially from those expressed or implied in such statements. Stocks/Sectors referred in the presentation are illustrative and should not be construed as an investment advice or a research report or a recommended by Axis Mutual Fund / AMC. The Fund may or may not have any present or future positions in these sectors. Axis Mutual Fund/AMC is not guaranteeing any returns on investments made in the Scheme(s). The data/statistics are given to explain general market trends in the securities market, it should not be construed as any research report/research recommendation. Neither Axis AMC and Axis Mutual Fund nor any person connected with them, accepts any liability arising from the use of this document. The recipient(s) before acting on any information herein should make his/her/their own investigation and seek appropriate professional advice and shall alone be fully responsible / liable for any decision taken on the basis of information contained herein. For complete portfolio/details refer to our website https://www.axismf.com/.

Mutual Fund investments are subject to market risks, read all scheme-related documents carefully.

Thank You

AXIS MUTUAL FUND | 15 YEARS AS YOUR INVESTMENT PARTNER

Mutual Fund investments are subject to market risks, read all scheme related documents carefully.