

AXIS NIFTY 50 ETF

(An open ended scheme replicating/tracking Nifty 50 index)

About the Fund

Axis Nifty ETF is an Exchange Traded Fund (ETF), which invests in stocks of Nifty 50 Index in the same proportion as the underlying Index. It provides an opportunity to investors for passively investing in a well-diversified portfolio of top 50 companies of India as per free float market capitalization.

The fund is suitable for:

- Investors who want to take exposure to the entire index at a low cost
- Investors who believe in passive investing while looking for adequate portfolio diversification

Why invest in AXIS NIFTY 50 ETF?



Market Leaders



Low cost



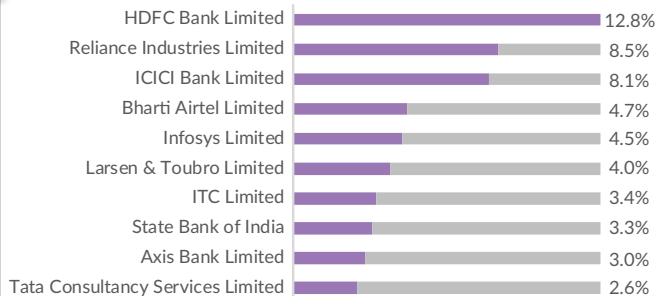
Nifty 50 is the de-facto barometer of the Indian equity markets.



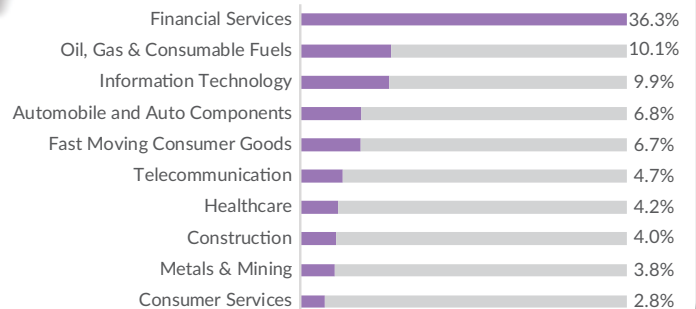
Live pricing

*The above framework is broadly indicative and the fund manager may change the framework depending on the market conditions

Top 10 Stocks



Top 10 Sectors



Current Portfolio Allocation is based on the prevailing market conditions and is subject to changes depending on the fund manager's view of the equity markets.

Investing Facts



Category
ETFs - Others



Inception Date
3rd July 2017



Benchmark
Nifty 50 TRI Index

Exchange Listed

NSE

Exchange Symbol/ Scrip Code

AXISNIFTY



Fund Manager



Karthik Kumar
16 years of experience. He has been managing this fund since 3rd August 2023.



AUM
₹ 1,101.77 Cr.



Entry Load
NA



Exit Load
Nil



Creation Unit
50,000 Units and in multiples thereof

ISIN

INF846K01W98

Bloomberg Code

AXSNIFT IN Equity

Note: To view asset class wise AUM & AAUM for categories of the Scheme & geographical spread refer <https://www.axismf.com/statutory-disclosures>

Tracking Error

0.03%

Current market cap split (% NAV)



LARGECAP



MIDCAP



SMALLCAP

Performance (NAV Movement)

Axis Nifty 50 ETF
Nifty 50 TRI Index

3rd July 2017
₹10,000

31st October 2025
₹29,683

₹29,633



	1 Year		3 Years		5 Years		Since Inception	
	CAGR (%)	Current Value of Investment of ₹ 10,000/-	CAGR (%)	Current Value of Investment of ₹ 10,000/-	CAGR (%)	Current Value of Investment of ₹ 10,000/-	CAGR (%)	Current Value of Investment of ₹ 10,000/-
AXIS NIFTY 50 ETF	7.53%	10,753	13.83%	14,756	18.47%	23,361	13.94%	29,683
Nifty 50 TRI Index (Benchmark)	7.59%	10,759	13.90%	14,781	18.56%	23,449	13.92%	29,633
BSE Sensex TRI (Additional Benchmark)	6.99%	10,699	12.77%	14,346	17.59%	22,502	13.97%	29,748

Past performance may or may not be sustained in future. Since inception (3rd July 2017). Different plans have different expense structure. Karthik Kumar is managing the scheme since 3rd August 2023 and he manages 24 schemes of Axis Mutual Fund. Returns greater than 1 year are Compounded Annual Growth Rates (CAGR). Face value ₹10 per unit.
Please click on https://www.axismf.com/cms/sites/default/files/Statutory/WDP_Annexure_Oct.pdf to view the performance of other schemes currently managed by the fund manager.
Note: In case you require physical copy of this document request you to kindly take the printout to review the fund managers performance of other schemes managed by him from the above link given.

Data as on 31st October 2025.

Karthik Kumar is Managing Axis Arbitrage Fund, Axis Quant Fund since 3rd Jul, 2023, Axis NIFTY Bank ETF, Axis BSE SENSEX ETF, Axis NIFTY India Consumption ETF, Axis Multi Factor Passive FoF, Axis NIFTY Healthcare ETF, Axis Nifty 50 Index Fund, Axis NIFTY 50 ETF, Axis Nifty 100 Index Fund, Axis Nifty Midcap 50 Index Fund, Axis Nifty Next 50 Index Fund, Axis Nifty Smallcap 50 Index Fund and Axis NIFTY IT ETF since 3rd Aug, 2023, Axis BSE Sensex Index Fund since 27th Feb, 2024, Axis Nifty IT Index Fund since 5th Apr, 2024, Axis Nifty Bank Index Fund since 24th May, 2024, Axis Nifty 500 Index Fund since 16th Jul, 2024, Axis Nifty500 Value 50 Index Fund since 24th Oct, 2024, Axis Momentum Fund since 12th Dec, 2024, Axis Nifty500 Momentum 50 Index Fund since 13th Feb, 2025, Axis Income Plus Arbitrage Active FOF since 14th Feb, 2025, Axis Nifty500 Value 50 ETF since 13th Mar, 2025 and Axis Nifty500 Quality 50 Index Fund since 10th Sep, 2025.

Disclaimer: Sector(s) / Stock(s) / issuers(s) mentioned above are for the purpose of disclosure of the portfolio of the Scheme(s) and should not be construed as recommendation. The fund manager(s) may or may not choose to hold the stock mentioned, from time to time. Investors are requested to consult their financial, tax and other advisors before taking any investment decision(s).

Axis Bank Ltd. is not liable or responsible for any loss or shortfall resulting from the operation of the scheme.

For Digital use only

Axis NIFTY 50 ETF

(An open ended scheme replicating/ tracking Nifty 50 index)

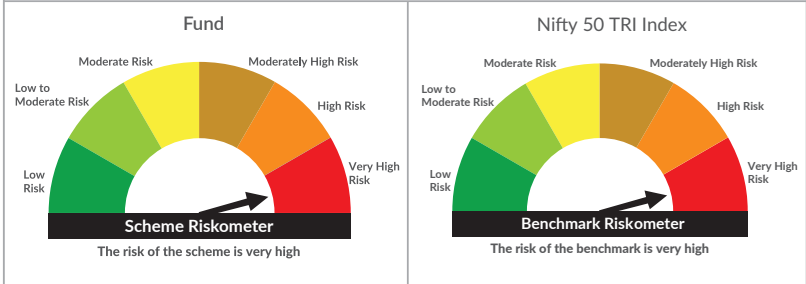
Benchmark : Nifty 50 TRI Index

This product is suitable for investors who are seeking*:

- Capital appreciation over medium to long term
- Investments in Equity & Equity related instruments covered by Nifty 50 Index

*Investors should consult their financial advisers if in doubt about whether the product is suitable for them.

Riskometer



Distributed by

Mutual Fund investments are subject to market risks, read all scheme related documents carefully.