

AXIS ULTRA SHORT DURATION FUND

An open ended ultra-short term debt scheme investing in instruments such that the Macaulay duration of the portfolio is between 3 months and 6 months. A moderate interest rate risk and moderate credit risk.
(Formerly known as Axis Ultra Short Term Fund)

About the Fund

Axis Ultra Short Duration Fund is suited for investors looking to park surplus funds for the short duration. It acts as an efficient cash management vehicle with limited impact from interest rate change (due to its low duration).



Lower volatility and higher carry



Suitable for 3-6 months investment horizon



Selective Sub AAA exposure

Current Strategy

Axis Ultra Short Duration Fund has a high quality portfolio with selective Sub AAA assets (excluding bank CDs $\leq 30\%$).



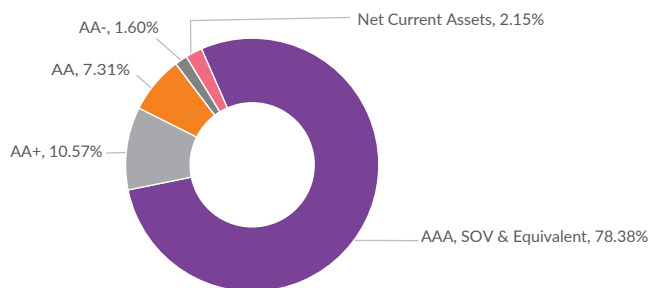
Elevated short term spreads offer higher yields at the shorter end of the curve. The fund aims for a low duration with low volatility and relatively higher carry.



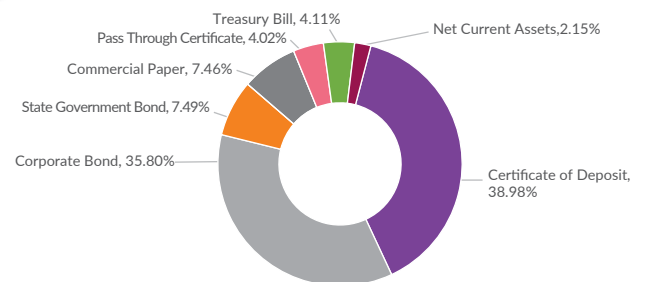
The fund is suitable for investors looking to park funds for STPs



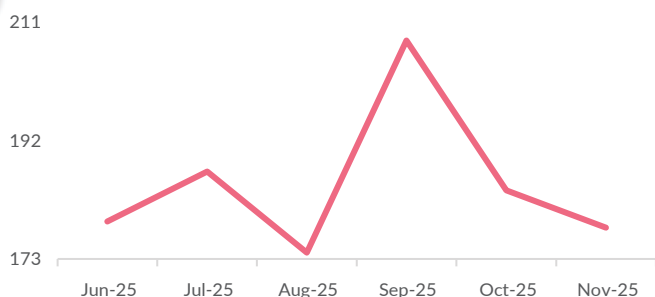
Rating Allocation



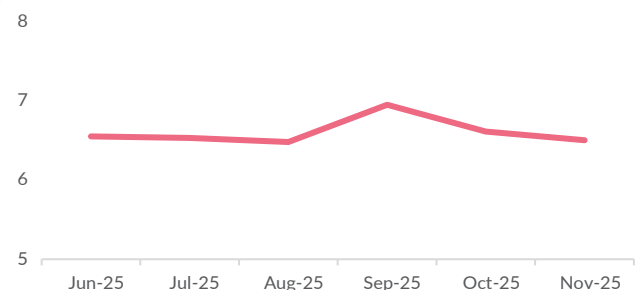
Asset Allocation



Residual Maturity (in days)



Annualized Portfolio YTM (in %)



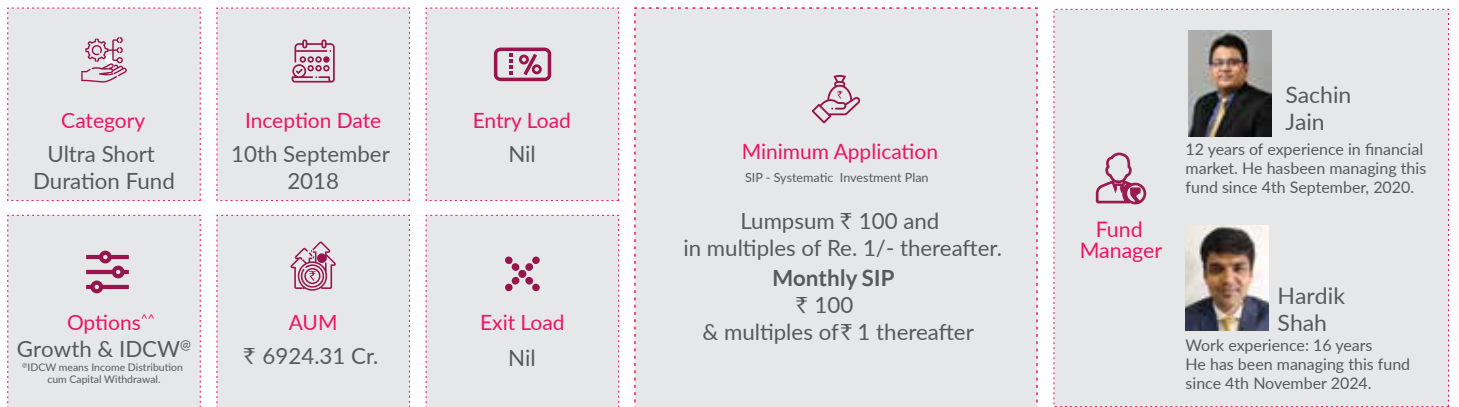
Note: Current portfolio allocation, maturity & duration is based on the current market conditions and is subject to changes depending on the fund manager's view of the markets.

Portfolio Characteristics



*The yield to maturity given above is based on the portfolio of funds as on date given above. This should not be taken as an indication of the returns that may be generated by the fund and the securities bought by the fund may or may not be held till their respective maturities. The calculation are based on the invested corpus. In case of semi annual YTM, it will be annualised.

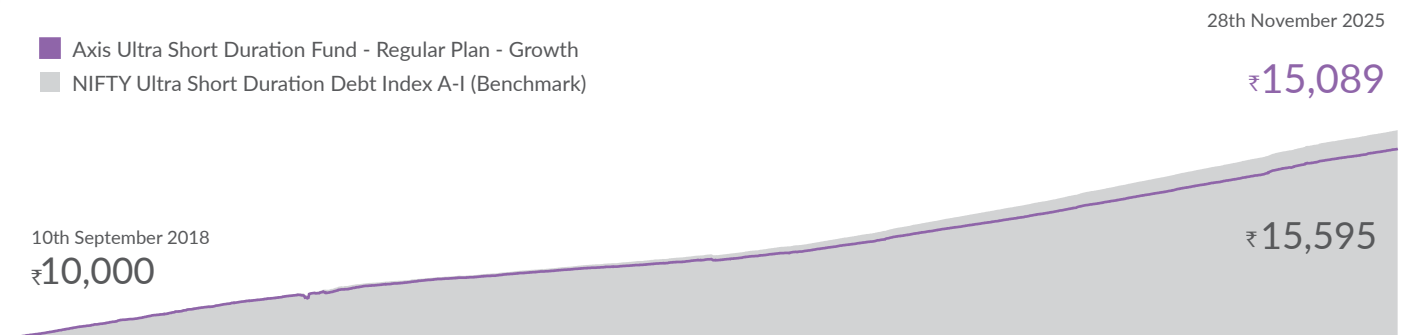
Investing Facts



Note: To view asset class wise AUM & AAUM for categories of the Scheme & geographical spread refer <https://www.axismf.com/statutory-disclosures>.

**For detailed disclosure on plans and options, kindly refer SID.

Performance (NAV Movement)



	1 Year		3 Years		5 Years		Since Inception	
	CAGR (%)	Current Value of Investment of ₹ 10,000/-	CAGR (%)	Current Value of Investment of ₹ 10,000/-	CAGR (%)	Current Value of Investment of ₹ 10,000/-	CAGR (%)	Current Value of Investment of ₹ 10,000/-
Axis Ultra Short Duration Fund - Regular Plan - Growth	6.74%	10,672	6.76%	12,164	5.44%	13,036	5.86%	15,089
NIFTY Ultra Short Duration Debt Index A-I (Benchmark)	7.09%	10,707	7.39%	12,384	6.04%	13,413	6.35%	15,595
NIFTY 1 Year T-Bill Index (Additional Benchmark)	6.71%	10,669	6.87%	12,204	5.63%	13,152	6.14%	15,381

Past performance may or may not be sustained in future. Since inception 10th September 2018. Different plans have different expense structure. Hardik Shah is managing the scheme since 4th November 2024 and he manages 18 schemes. Sachin Jain is managing the scheme since 4th September 2020 and he manages 13 schemes. Returns greater than 1 year are Compounded Annual Growth Rates (CAGR). Face value ₹10 per unit. Please refer return table for performance of all schemes managed by the fund manager.

Please click on link https://www.axismf.com/cms/sites/default/files/Statutory/WDP_Annexure_Nov.pdf to view the performance of other schemes currently managed by the fund manager.

Note: In case you require physical copy of this document request you to kindly take the printout to review the fund managers performance of other schemes managed by him from the above link given.

Data as on 28th November 2025.

Past performance may or may not be sustained in future. Calculations are based on Regular Plan - Growth Option NAV and Direct Plan - Growth Option NAV, as applicable. Face Value per unit : ₹ 1,000/- for Axis Liquid Fund, Axis Treasury Advantage Fund, Axis Money Market Fund, Axis Overnight Fund and Axis Banking & PSU Debt Fund, ₹ 1/- for Axis Gold ETF and ₹ 10/- for all other schemes. Different plans have different expense structure. Face value is ₹ 10 per unit.

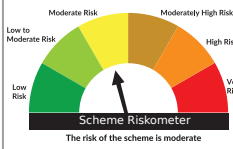
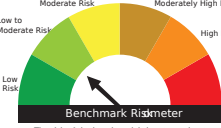
Sachin Jain is Managing Axis Ultra Short Duration fund, Axis Conservative Hybrid Fund since 4th Sep, 2020, Axis Arbitrage Fund, Axis Money Market Fund and Axis Overnight Fund since 9th Nov, 2021, Axis Strategic Bond Fund, Axis Gilt Fund, Axis Nifty SDL September 2026 Debt Index Fund and Axis Nifty AAA Bond Plus SDL Apr 2026 50:50 ETF since 1st Feb, 2023, Axis CRISIL IBX 50:50 Gilt Plus SDL September 2027 Index Fund since 27th Feb, 2023, Axis Fixed Term Plan - Series 112 (1143 Days) since 1st Mar, 2023, Axis Fixed Term Plan - Series 113 (1228 Days) since 21st Mar, 2023 and Axis Liquid Fund since 3rd Jul, 2023.

Hardik Shah is Managing Axis Corporate Bond Fund, Axis Balanced Advantage Fund and Axis Floater Fund since 31st Jan, 2022, Axis CRISIL IBX SDL May 2027 Index Fund since 23rd Feb, 2022, Axis Long Duration Fund since 27th Dec, 2022, Axis CRISIL IBX 50:50 Gilt Plus SDL June 2028 Index Fund since 24th Jan, 2023, Axis Children's Fund, Axis Equity Savings Fund since 1st Feb, 2023, Axis Fixed Term Plan - Series 112 (1143 Days) since 1st Mar, 2023, Axis Banking & PSU Debt Fund since 3rd Jul, 2023, Axis CRISIL IBX SDL June 2034 Debt Index Fund since 21st Mar, 2024, Axis Multi Asset Allocation Fund, Axis Dynamic Bond Fund, Axis Retirement Fund - Aggressive Plan, Axis Retirement Fund - Conservative Plan, Axis Retirement Fund - Dynamic Plan and Axis Income Advantage Fund of Funds since 5th Apr, 2024 and Axis Ultra Short Duration fund since 4th Nov, 2024.

**Formerly Known as Axis All Seasons Debt Fund of Funds, the name of Fund and Fundamental Attributes have been changed effective from 14th February 2025

Axis Bank Ltd. is not liable or responsible for any loss or shortfall resulting from the operation of the scheme.

For Digital use only

Fund Name & Benchmark	Product Labelling	Product Riskometer	Benchmark Riskometer	Potential Risk Matrix (PRC)																								
Axis Ultra Short Duration Fund (An open ended ultra-short term debt scheme investing in instruments such that the Macaulay duration of the portfolio is between 3 months and 6 months. A moderate interest rate risk and moderate credit risk.) Benchmark: NIFTY Ultra Short Duration Debt Index A-I	<p>This product is suitable for investors who are seeking*:</p> <ul style="list-style-type: none">Regular income over short termInvestment in Debt & Money Market instruments such that the Macaulay duration of the portfolio is between 3 months - 6 months. <p>*Investors should consult their financial advisers if in doubt about whether the product is suitable for them.</p>			<table><tr><th colspan="4">Potential Risk Class</th></tr><tr><td>Credit Risk →</td><td>Relatively Low (Class A)</td><td>Moderate (Class B)</td><td>Relatively High (Class C)</td></tr><tr><td>Interest Rate Risk ↓</td><td></td><td></td><td></td></tr><tr><td>Relatively Low (Class I)</td><td></td><td></td><td></td></tr><tr><td>Moderate (Class II)</td><td></td><td>B-II</td><td></td></tr><tr><td>Relatively High (Class III)</td><td></td><td></td><td></td></tr></table>	Potential Risk Class				Credit Risk →	Relatively Low (Class A)	Moderate (Class B)	Relatively High (Class C)	Interest Rate Risk ↓				Relatively Low (Class I)				Moderate (Class II)		B-II		Relatively High (Class III)			
Potential Risk Class																												
Credit Risk →	Relatively Low (Class A)	Moderate (Class B)	Relatively High (Class C)																									
Interest Rate Risk ↓																												
Relatively Low (Class I)																												
Moderate (Class II)		B-II																										
Relatively High (Class III)																												

Distributed by

Mutual Fund investments are subject to market risks, read all scheme related documents carefully.