

AXIS BANKING & PSU DEBT FUND

An open ended debt scheme predominantly investing in debt instruments of Banks, Public Sector Undertakings & Public Financial Institutions. A relatively high interest rate risk and moderate credit risk.

About the Fund

Axis Banking & PSU Debt Fund primarily invests in instruments issued by banks, PSUs and PFIs. It is an actively managed high quality short duration portfolio.



Moderate volatility over the medium term



High liquidity by virtue of nature of underlying securities



Positioned to benefit from carry opportunity at the shorter end of the yield curve



Investment Horizon: 1 year and beyond

Investment Approach

Duration

The fund will typically maintain Macaulay Duration in the range of 1 - 3 years



Securities

In the current market scenario, while the fund will primarily invest in securities with maturity in the range of 2 - 5 years, there will be no restriction at individual security level.



Asset Quality

100% allocation to AAA/A1+ & equivalent rated assets

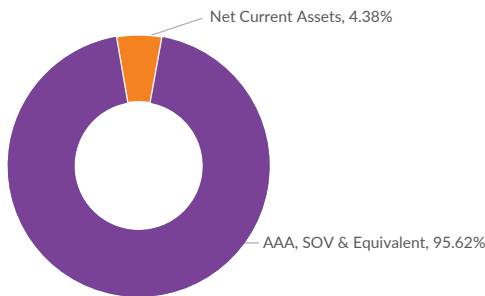


Asset Allocation

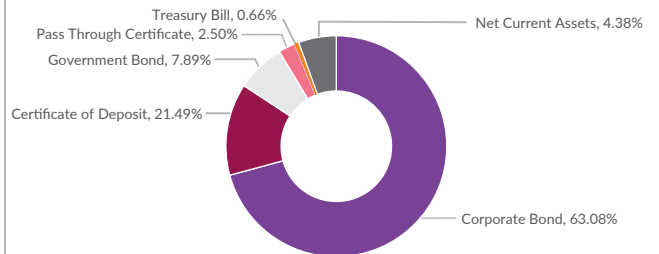
Investments primarily in debt and money market securities issued by Banks, PSUs and PFIs. Tactical exposure upto 20% to G-Secs/SDLs depending on the market opportunity



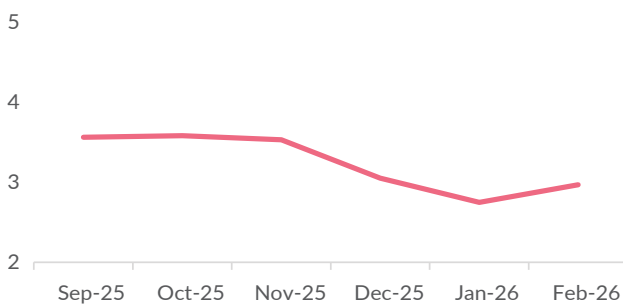
Rating Allocation



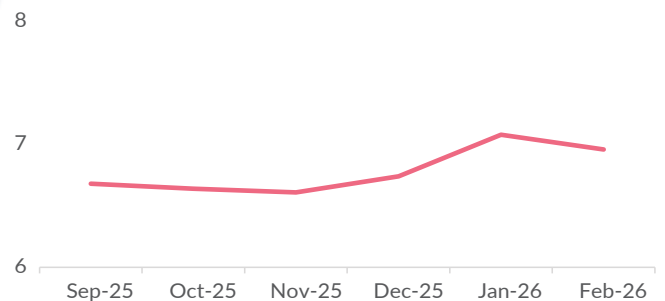
Asset Allocation



Residual Maturity (in yrs)



Annualized Portfolio YTM (in %)



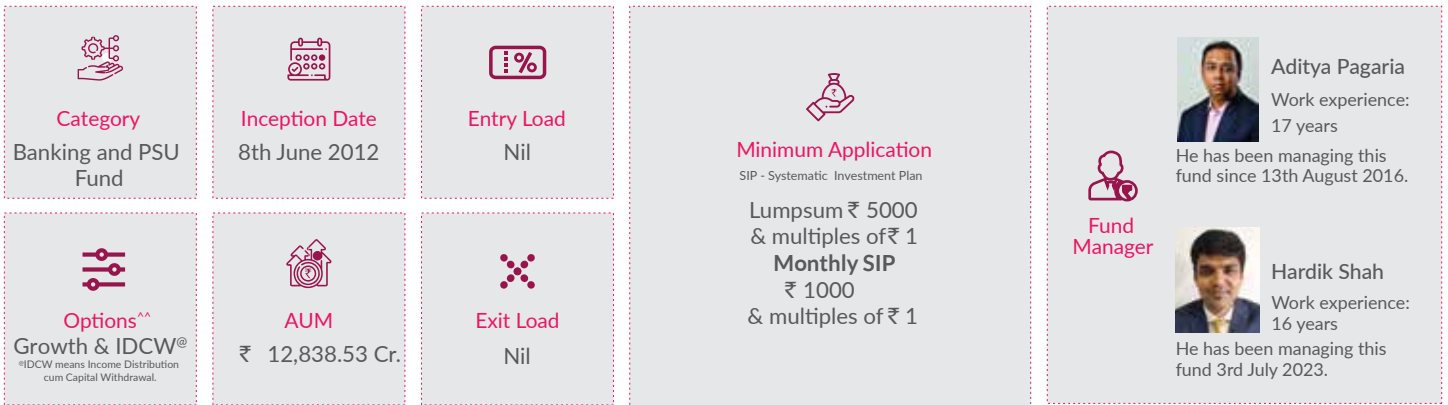
Note: Current portfolio allocation, maturity & duration is based on the current market conditions and is subject to changes depending on the fund manager's view of the markets.

Portfolio Characteristics



*The yield to maturity given above is based on the portfolio of funds as on date given above. This should not be taken as an indication of the returns that may be generated by the fund and the securities bought by the fund may or may not be held till their respective maturities. The calculation are based on the invested corpus. In case of semi annual YTM, it will be annualised.


Investing Facts



Note: To view asset class wise AUM & AAUM for categories of the Scheme & geographical spread refer <https://www.axismf.com/statutory-disclosures>.

**For detailed disclosure on plans and options, kindly refer SID.

Performance (NAV Movement)



	1 Year		3 Years		5 Years		Since Inception	
	CAGR (%)	Current Value of Investment of ₹ 10,000/-	CAGR (%)	Current Value of Investment of ₹ 10,000/-	CAGR (%)	Current Value of Investment of ₹ 10,000/-	CAGR (%)	Current Value of Investment of ₹ 10,000/-
Axis Banking & PSU Debt Fund -Regular Plan - Growth	7.16%	10,714	7.25%	12,336	5.91%	13,332	7.59%	27,293
Nifty Banking & PSU Debt Index A-II (Benchmark)	6.99%	10,697	7.30%	12,355	5.94%	13,351	7.50%	27,005
NIFTY 10 yr Benchmark G-Sec (Additional Benchmark)	6.05%	10,603	8.22%	12,676	5.64%	13,158	6.66%	24,241

Past performance may or may not be sustained in future. Since inception (8th June 2012). Different plans have different expense structure. Aditya Pagaria is managing the scheme since 13th August 2016 and he manages 25 schemes. Hardik Shah is managing the scheme since 3rd July, 2023 and he manages 17 schemes of Axis Mutual Fund. Returns greater than 1 year are Compounded Annual Growth Rates (CAGR). Face value ₹1,000 per unit. Please refer return table for performance of all schemes managed by the fund manager.

Please click on link https://www.axismf.com/cms/sites/default/files/Statutory/WDP_Annexure_Feb.pdf to view the performance of other schemes currently managed by the fund manager. Note: In case you require physical copy of this document request you to kindly take the printout to review the fund managers performance of other schemes managed by him from the above link given.

Data as on 27th February 2026.

Past performance may or may not be sustained in future. Calculations are based on Regular Plan - Growth Option NAV and Direct Plan - Growth Option NAV, as applicable. Face Value per unit : ₹ 1,000/- for Axis Liquid Fund, Axis Treasury Advantage Fund, Axis Money Market Fund, Axis Overnight Fund and Axis Banking & PSU Debt Fund, ₹ 1/- for Axis Gold ETF and ₹ 10/- for all other schemes. Different plans have different expense structure. Face value is ₹ 1,000 per unit.

Aditya Pagaria is Managing Axis Banking & PSU Debt Fund, Axis Liquid Fund and Axis Treasury Advantage Fund since 13th Aug, 2016, Axis Money Market Fund since 6th Aug, 2019, Axis Nifty AAA Bond Plus SDL Apr 2026 50:50 ETF since 11th May, 2021, Axis Floater Fund since 29th Jul, 2021, Axis Nifty AAA Bond Plus SDL Apr 2026 50:50 ETF FOF since 20th Oct, 2021, Axis Gold Fund since 9th Nov, 2021, Axis Silver Fund of Fund since 21st Sep, 2022, Axis Nifty SDL September 2026 Debt Index Fund since 22nd Nov, 2022, Axis CRISIL IBX SDL May 2027 Index Fund, Axis Aggressive Hybrid Fund since 1st Feb, 2023, Axis CRISIL IBX 50:50 Gilt Plus SDL September 2027 Index Fund since 27th Feb, 2023, Axis Fixed Term Plan - Series 113 (1228 Days) since 21st Mar, 2023, Axis Short Duration Fund since 3rd Jul, 2023, Axis Multi Asset Allocation Fund, Axis Silver ETF and Axis Gold ETF since 1st Jun, 2024, Axis CRISIL-IBX AAA Bond NBFC - Jun 2027 Index Fund since 24th Sep, 2024, Axis CRISIL-IBX AAA Bond Financial Services - Sep 2027 Index Fund since 22nd Nov, 2024, Axis CRISIL-IBX AAA Bond NBFC-HFC - Jun 2027 Index Fund since 11th Dec, 2024, Axis CRISIL-IBX Financial Services 3-6 Months Debt Index Fund since 24th Sep, 2025, Axis Income Plus Arbitrage Passive FOF since 12th Nov, 2025, Axis Multi-Asset Active FoF since 11th Dec, 2025 and Axis Gold and Silver Passive FoF since 29th Dec, 2025.

Hardik Shah is Managing Axis Corporate Bond Fund, Axis Balanced Advantage Fund and Axis Floater Fund since 31st Jan, 2022, Axis CRISIL IBX SDL May 2027 Index Fund since 23rd Feb, 2022, Axis Long Duration Fund since 27th Dec, 2022, Axis CRISIL IBX 50:50 Gilt Plus SDL June 2028 Index Fund since 24th Jan, 2023, Axis Children's Fund, Axis Equity Savings Fund since 1st Feb, 2023, Axis Fixed Term Plan - Series 112 (1143 Days) since 1st Mar, 2023, Axis Banking & PSU Debt Fund since 3rd Jul, 2023, Axis Multi Asset Allocation Fund, Axis Income Plus Arbitrage Active FOF, Axis Dynamic Bond Fund, Axis Retirement Fund - Aggressive Plan, Axis Retirement Fund - Conservative Plan and Axis Retirement Fund - Dynamic Plan since 5th Apr, 2024 and Axis Ultra Short Duration fund since 4th Nov, 2024.

**Formerly Known as Axis All Seasons Debt Fund of Funds, the name of Fund and Fundamental Attributes have been changed effective from 14th February 2025

Axis Bank Ltd. is not liable or responsible for any loss or shortfall resulting from the operation of the scheme.

For Digital use only.

Fund Name & Benchmark	Product Labelling	Product Riskometer	Benchmark Riskometer	Potential Risk Matrix (PRC)																								
<p>Axis Banking & PSU Debt Fund</p> <p>(An open ended debt scheme predominantly investing in debt instruments of Banks, Public Sector Undertakings & Public Financial Institutions. A relatively high interest rate risk and moderate credit risk.)</p> <p>Benchmark: Nifty Banking & PSU Debt Index A-II</p>	<p>This product is suitable for investors who are seeking*:</p> <ul style="list-style-type: none"> Regular income over short to medium term Investment in debt and money market instruments issued by Banks, PFIs & PSUs. <p>*Investors should consult their financial advisers if in doubt about whether the product is suitable for them.</p>		<p>Nifty Banking & PSU Debt Index A-II</p>	<table border="1"> <thead> <tr> <th colspan="4">Potential Risk Class</th> </tr> <tr> <th>Credit Risk →</th> <th>Relatively Low (Class A)</th> <th>Moderate (Class B)</th> <th>Relatively High (Class C)</th> </tr> </thead> <tbody> <tr> <td>Interest Rate Risk ↓</td> <td></td> <td></td> <td></td> </tr> <tr> <td>Relatively Low (Class I)</td> <td></td> <td></td> <td></td> </tr> <tr> <td>Moderate (Class II)</td> <td></td> <td></td> <td></td> </tr> <tr> <td>Relatively High (Class III)</td> <td></td> <td>B-III</td> <td></td> </tr> </tbody> </table>	Potential Risk Class				Credit Risk →	Relatively Low (Class A)	Moderate (Class B)	Relatively High (Class C)	Interest Rate Risk ↓				Relatively Low (Class I)				Moderate (Class II)				Relatively High (Class III)		B-III	
Potential Risk Class																												
Credit Risk →	Relatively Low (Class A)	Moderate (Class B)	Relatively High (Class C)																									
Interest Rate Risk ↓																												
Relatively Low (Class I)																												
Moderate (Class II)																												
Relatively High (Class III)		B-III																										

Distributed by

Mutual Fund investments are subject to market risks, read all scheme related documents carefully.