

AXIS FLOATER FUND

(An open ended debt scheme predominantly investing in floating rate instruments.
A relatively high interest rate risk and moderate credit risk.)

About the Fund

The fund has been positioned as an actively-run “dynamic” fund which can maneuver its duration in accordance with interest rate changes in the market. The portfolio will have a synthetic floating rate exposure via very short tenure interest rate swaps.



Repositioned as an actively managed duration strategy



Portfolio mix of G-Sec, Corporate Bonds and Short Term OIS



Dynamically managed strategy

Current Strategy

A high quality strategy that has the ability to manage duration in a way that the portfolio can benefit from the ongoing interest rate cycle



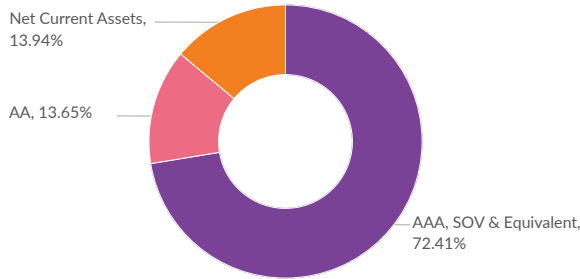
Floating Rate securities hedged with OIS/swaps of minimum 65%



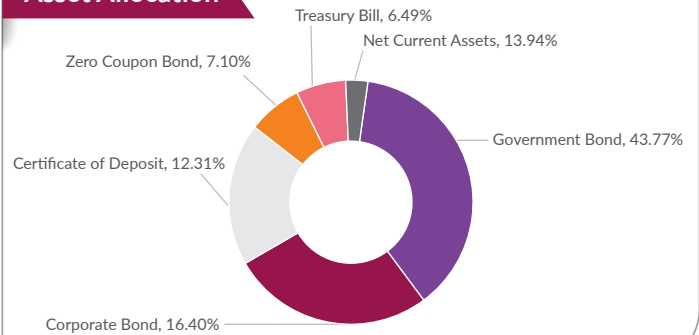
Targets a maturity of 6-6.5 years in the current fixed income scenario



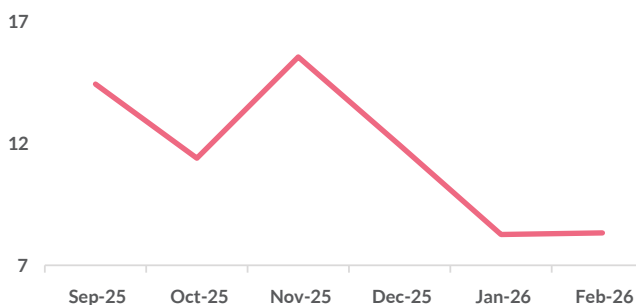
Rating Allocation



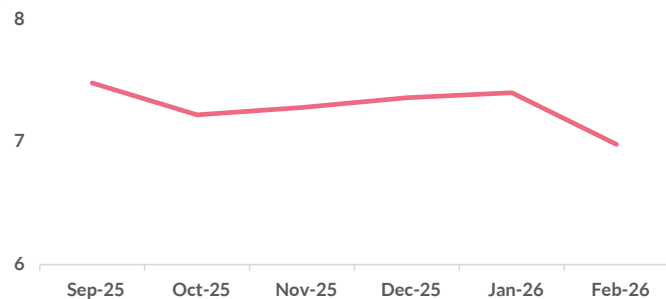
Asset Allocation



Residual Maturity (in yrs)



Annualized Portfolio YTM (in %)



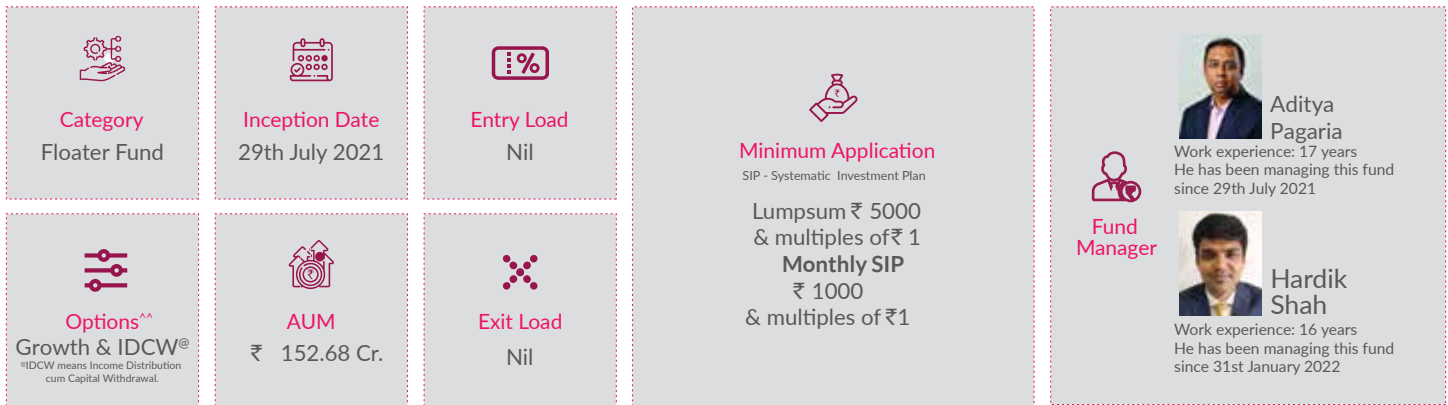
Note: Current portfolio allocation, maturity & duration is based on the current market conditions and is subject to changes depending on the fund manager's view of the markets.

Portfolio Characteristics



*The yield to maturity given above is based on the portfolio of funds as on date given above. This should not be taken as an indication of the returns that may be generated by the fund and the securities bought by the fund may or may not be held till their respective maturities. The calculation are based on the invested corpus. In case of semi annual YTM, it will be annualised

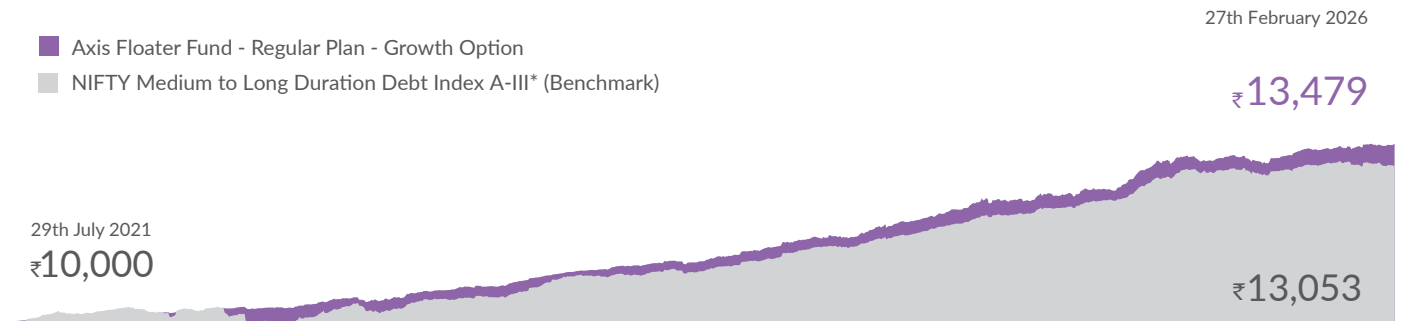
Investing Facts



Note: To view asset class wise AUM & AAUM for categories of the Scheme & geographical spread refer <https://www.axismf.com/statutory-disclosures>.

**For detailed disclosure on plans and options, kindly refer SID.

Performance (NAV Movement)



	1 Year		3 Years		5 Years®		Since Inception	
	CAGR (%)	Current Value of Investment of ₹ 10,000/-	CAGR (%)	Current Value of Investment of ₹ 10,000/-	CAGR (%)	Current Value of Investment of ₹ 10,000/-	CAGR (%)	Current Value of Investment of ₹ 10,000/-
Axis Floater Fund - Regular Plan - Growth	8.10%	10,808	8.13%	12,644	NA	NA	6.73%	13,479
NIFTY Medium to Long Duration Debt Index A-III* (Benchmark)	6.26%	10,625	7.68%	12,485	NA	NA	5.98%	13,053
NIFTY 10 yr Benchmark G-Sec (Additional Benchmark)	6.05%	10,603	8.22%	12,676	NA	NA	5.67%	12,876

Past performance may or may not be sustained in future. Since inception (29th July 2021). Different plans have different expense structure. Aditya Pagaria is managing the scheme since 29th July 2021 and he manages 25 schemes. Hardik Shah is managing the scheme since 31st January 2022 and he manages 17 schemes of Axis Mutual Fund. Returns greater than 1 year are Compounded Annual Growth Rates (CAGR). Face value ₹10 per unit. Please refer return table for performance of all schemes managed by the fund manager. ®The performance data for 5 years period has not been provided, since scheme is in existence for less than 5 years. *With effect from Jul 01, 2025, the benchmark of the fund has been changed to NIFTY Medium to Long Duration Debt Index A-III.

Please click on link https://www.axismf.com/cms/sites/default/files/Statutory/WDP_Annexure_Feb.pdf to view the performance of other schemes currently managed by the fund manager.

Note: In case you require physical copy of this document request you to kindly take the printout to review the fund managers performance of other schemes managed by him from the above link given.

Data as on 27th February 2026.

Past performance may or may not be sustained in future. Calculations are based on Regular Plan - Growth Option NAV and Direct Plan – Growth Option NAV, as applicable. Face Value per unit : ₹1,000/- for Axis Liquid Fund, Axis Treasury Advantage Fund, Axis Money Market Fund, Axis Overnight Fund and Axis Banking & PSU Debt Fund, ₹ 1/- for Axis Gold ETF and ₹ 10/- for all other schemes. Different plans have different expense structure. Face value is ₹ 10 per unit.

Aditya Pagaria is Managing Axis Banking & PSU Debt Fund, Axis Liquid Fund and Axis Treasury Advantage Fund since 13th Aug, 2016, Axis Money Market Fund since 6th Aug, 2019, Axis Nifty AAA Bond Plus SDL Apr 2026 50:50 ETF since 11th May, 2021, Axis Floater Fund since 29th Jul, 2021, Axis Nifty AAA Bond Plus SDL Apr 2026 50:50 ETF FOF since 20th Oct, 2021, Axis Gold Fund since 9th Nov, 2021, Axis Silver Fund of Fund since 21st Sep, 2022, Axis Nifty SDL September 2026 Debt Index Fund since 22nd Nov, 2022, Axis CRISIL IBX SDL May 2027 Index Fund, Axis Aggressive Hybrid Fund since 1st Feb, 2023, Axis CRISIL IBX 50:50 Gilt Plus SDL September 2027 Index Fund since 27th Feb, 2023, Axis Fixed Term Plan - Series 113 (1228 Days) since 21st Mar, 2023, Axis Short Duration Fund since 3rd Jul, 2023, Axis Multi Asset Allocation Fund, Axis Silver ETF and Axis Gold ETF since 1st Jun, 2024, Axis CRISIL-IBX AAA Bond NBFC - Jun 2027 Index Fund since 24th Sep, 2024, Axis CRISIL-IBX AAA Bond Financial Services - Sep 2027 Index Fund since 22nd Nov, 2024, Axis CRISIL-IBX AAA Bond NBFC-HFC - Jun 2027 Index Fund since 11th Dec, 2024, Axis CRISIL-IBX Financial Services 3-6 Months Debt Index Fund since 24th Sep, 2025, Axis Income Plus Arbitrage Passive FOF since 12th Nov, 2025, Axis Multi-Asset Active FoF since 11th Dec, 2025 and Axis Gold and Silver Passive FoF since 29th Dec, 2025.

Hardik Shah is Managing Axis Corporate Bond Fund, Axis Balanced Advantage Fund and Axis Floater Fund since 31st Jan, 2022, Axis CRISIL IBX SDL May 2027 Index Fund since 23rd Feb, 2022, Axis Long Duration Fund since 27th Dec, 2022, Axis CRISIL IBX 50:50 Gilt Plus SDL June 2028 Index Fund since 24th Jan, 2023, Axis Children's Fund, Axis Equity Savings Fund since 1st Feb, 2023, Axis Fixed Term Plan - Series 112 (1143 Days) since 1st Mar, 2023, Axis Banking & PSU Debt Fund since 3rd Jul, 2023, Axis Multi Asset Allocation Fund, Axis Income Plus Arbitrage Active FOF, Axis Dynamic Bond Fund, Axis Retirement Fund - Aggressive Plan, Axis Retirement Fund - Conservative Plan and Axis Retirement Fund - Dynamic Plan since 5th Apr, 2024 and Axis Ultra Short Duration fund since 4th Nov, 2024.

**Formerly Known as Axis All Seasons Debt Fund of Funds, the name of Fund and Fundamental Attributes have been changed effective from 14th February 2025

Axis Bank Ltd. is not liable or responsible for any loss or shortfall resulting from the operation of the scheme.

For Digital use only.

Fund Name & Benchmark	Product Labelling	Product Riskometer	Benchmark Riskometer	Potential Risk Matrix (PRC)																				
<p>Axis Floater Fund (An open ended debt scheme predominantly investing in floating rate instruments. A relatively high interest rate risk and moderate credit risk.) Benchmark : NIFTY Medium to Long Duration Debt Index A-III*</p>	<p>This product is suitable for investors who are seeking*:</p> <ul style="list-style-type: none"> Regular income over short term investment horizon. To invest predominantly in floating rate instruments (including fixed rate instruments converted to floating rate exposures using swaps/derivatives) <p>*Investors should consult their financial advisers if in doubt about whether the product is suitable for them.</p>		<p>NIFTY Medium to Long Duration Debt Index A-III*</p>	<table border="1"> <thead> <tr> <th colspan="4">Potential Risk Class</th> </tr> </thead> <tbody> <tr> <td>Credit Risk →</td> <td>Relatively Low (Class A)</td> <td>Moderate (Class B)</td> <td>Relatively High (Class C)</td> </tr> <tr> <td>Interest Rate Risk ↓</td> <td>Relatively Low (Class I)</td> <td></td> <td></td> </tr> <tr> <td></td> <td>Moderate (Class II)</td> <td></td> <td></td> </tr> <tr> <td></td> <td>Relatively High (Class III)</td> <td>B-III</td> <td></td> </tr> </tbody> </table>	Potential Risk Class				Credit Risk →	Relatively Low (Class A)	Moderate (Class B)	Relatively High (Class C)	Interest Rate Risk ↓	Relatively Low (Class I)				Moderate (Class II)				Relatively High (Class III)	B-III	
Potential Risk Class																								
Credit Risk →	Relatively Low (Class A)	Moderate (Class B)	Relatively High (Class C)																					
Interest Rate Risk ↓	Relatively Low (Class I)																							
	Moderate (Class II)																							
	Relatively High (Class III)	B-III																						

Distributed by

Mutual Fund investments are subject to market risks, read all scheme related documents carefully.