

AXIS SHORT DURATION FUND

An open ended short term debt scheme investing in instruments such that the Macaulay duration of the portfolio is between 1 year to 3 years. A relatively high interest rate risk and moderate credit risk.

(Formerly known as Axis Short Term Fund)

About the Fund

The fund follows a high quality & low-risk strategy endeavoring to generate stable returns. The fund is a combination of short duration as well as carry that can help mitigate interest rate risk and deliver a balanced return over a long run.



High Quality,
Moderate Risk
Strategy



Combination of
short duration
as well as carry



Well
Diversified
portfolio



Investment Horizon:
1 year and beyond

Current Strategy

The fund maintains a high proportion of AAA/SOV/A1+ & equivalents assets in the Long term rating: Sub AAA assets (excl bank CDs) ≤ 20%, no exposure to below AA rated assets



The fund tracks corporate bonds, government securities and money market instruments spreads and takes an active view on the rates and liquidity to decide the allocation



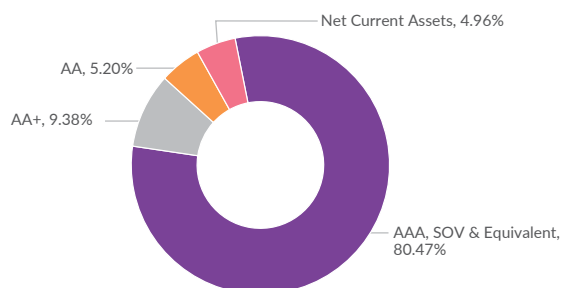
Actively managed strategy with allocation primarily to 2 - 5 year corporate bonds and G-Secs, with no restriction on maturity of individual securities.



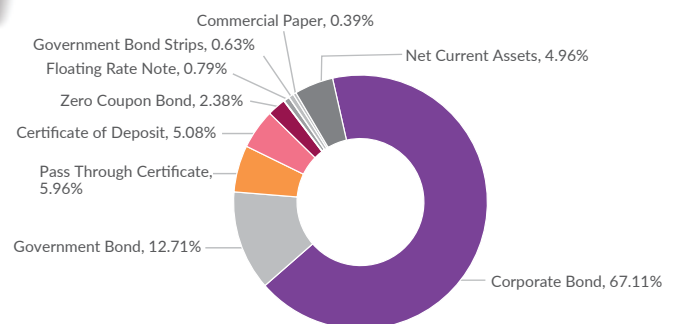
Primary asset class: Corporate Bonds, G-Secs and money market instruments. Investment Horizon: 1 year and beyond



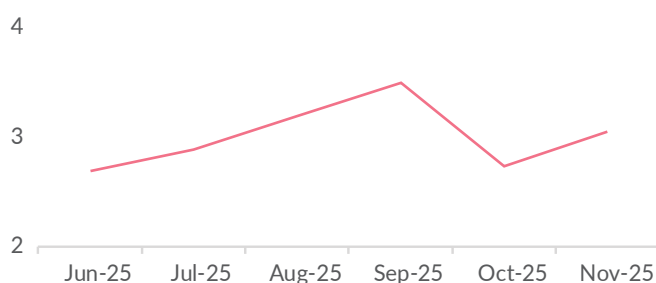
Rating Allocation



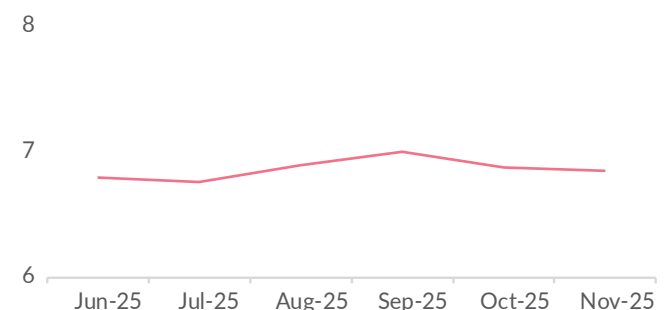
Asset Allocation



Residual Maturity (in yrs)



Annualized Portfolio YTM (in %)



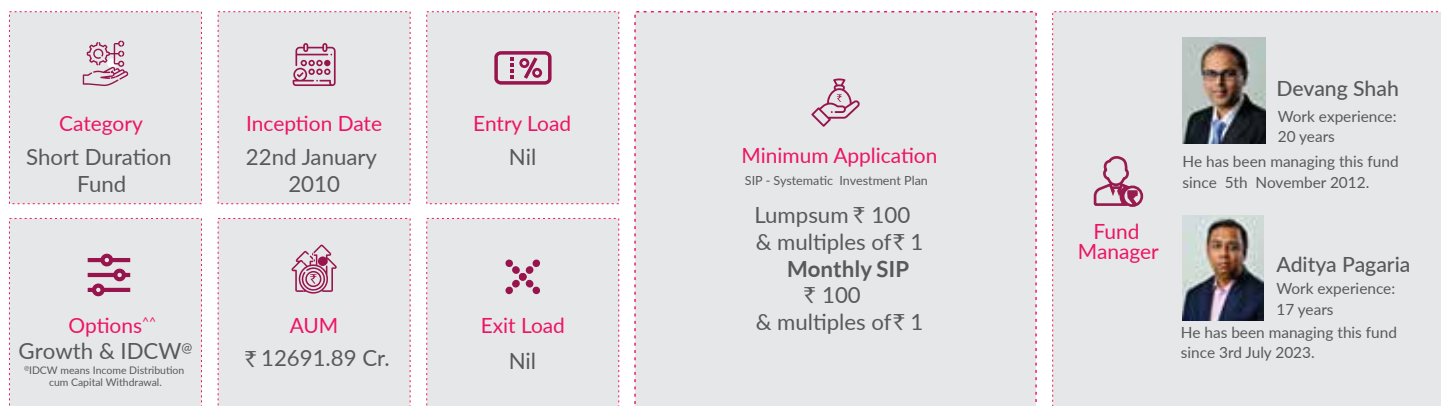
Note: Current portfolio allocation, maturity & duration is based on the current market conditions and is subject to changes depending on the fund manager's view of the markets.

Portfolio Characteristics



*The yield to maturity given above is based on the portfolio of funds as on date given above. This should not be taken as an indication of the returns that may be generated by the fund and the securities bought by the fund may or may not be held till their respective maturities. The calculation are based on the invested corpus. In case of semi annual YTM, it will be annualised.

Investing Facts



Note: To view asset class wise AUM & AAUM for categories of the Scheme & geographical spread refer <https://www.axismf.com/statutory-disclosures>.

^{^^}For detailed disclosure on plans and options, kindly refer SID.

Performance (NAV Movement)



	1 Year		3 Years		5 Years		Since Inception	
	CAGR (%)	Current Value of Investment of ₹ 10,000/-	CAGR (%)	Current Value of Investment of ₹ 10,000/-	CAGR (%)	Current Value of Investment of ₹ 10,000/-	CAGR (%)	Current Value of Investment of ₹ 10,000/-
Axis Short Duration Fund - Direct Plan - Growth	9.08%	10,906	8.30%	12,701	6.66%	13,810	8.24%	27,791
NIFTY Short Duration Debt Index A-II (Benchmark)	7.63%	10,761	7.42%	12,394	5.80%	13,259	7.44%	25,266
NIFTY 10 yr Benchmark G-Sec (Additional Benchmark)	7.58%	10,756	8.31%	12,702	5.29%	12,944	6.59%	22,809

Past performance may or may not be sustained in future. Since inception (1st January 2013). Different plans have different expense structure. Devang Shah is managing the scheme since 5th November 2012 and he manages 22 schemes of Axis Mutual Fund. Aditya Pagaria is managing the scheme since 3rd July 2023 and he manages 23 schemes. Returns greater than 1 year are Compounded Annual Growth Rates (CAGR). Face value ₹10 per unit. Please refer return table for performance of all schemes managed by the fund manager.

Please click on link https://www.axismf.com/cms/sites/default/files/Statutory/ALL_Annexure_Nov.pdf to view the performance of other schemes currently managed by the fund manager.

Note: In case you require physical copy of this document request you to kindly take the printout to review the fund managers performance of other schemes managed by him from the above link given.

Data as on 28th November 2025.

Past performance may or may not be sustained in future. Calculations are based on Regular Plan - Growth Option NAV and Direct Plan – Growth Option NAV, as applicable. Face Value per unit : ₹ 1,000/- for Axis Liquid Fund, Axis Treasury Advantage Fund, Axis Money Market Fund, Axis Overnight Fund and Axis Banking & PSU Debt Fund, ₹ 1/- for Axis Gold ETF and ₹ 10/- for all other schemes. Different plans have different expense structure. Face value is ₹ 10 per unit.

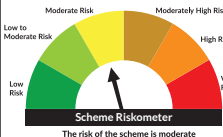
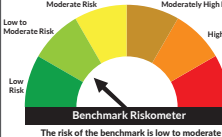
Devang Shah is Managing Axis Dynamic Bond Fund, Axis Strategic Bond Fund, Axis Liquid Fund, Axis Gilt Fund and Axis Short Duration Fund since 5th Nov, 2012, Axis Credit Risk Fund since 15th Jul, 2014, Axis Arbitrage Fund since 14th Aug, 2014, Axis Conservative Hybrid Fund, Axis Treasury Advantage Fund since 7th Jun, 2016, Axis Corporate Bond Fund since 13th Jul, 2017, Axis Money Market Fund since 6th Aug, 2019, Axis Long Duration Fund since 27th Dec, 2022, Axis Income Plus Arbitrage Active FOF since 1st Feb, 2023, Axis Multi Asset Allocation Fund, Axis Children's Fund, Axis Balanced Advantage Fund, Axis Aggressive Hybrid Fund, Axis Equity Savings Fund, Axis Retirement Fund - Aggressive Plan, Axis Retirement Fund - Conservative Plan and Axis Retirement Fund - Dynamic Plan since 5th Apr, 2024 and Axis Income Plus Arbitrage Passive FOF since 12th Nov, 2025.

****Formerly Known as Axis All Seasons Debt Fund of Funds, the name of Fund and Fundamental Attributes have been changed effective from 14th February 2025**

Aditya Pagaria is Managing Axis Banking & PSU Debt Fund, Axis Liquid Fund and Axis Treasury Advantage Fund since 13th Aug, 2016, Axis Money Market Fund since 6th Aug, 2019, Axis Nifty AAA Bond Plus SDL Apr 2026 50:50 ETF since 11th May, 2021, Axis Floater Fund since 29th Jul, 2021, Axis Nifty AAA Bond Plus SDL Apr 2026 50:50 ETF FOF since 20th Oct, 2021, Axis Gold Fund since 9th Nov, 2021, Axis Silver Fund of Fund since 21st Sep, 2022, Axis Nifty SDL September 2026 Debt Index Fund since 22nd Nov, 2022, Axis CRISIL IBX SDL May 2027 Index Fund, Axis Aggressive Hybrid Fund since 1st Feb, 2023, Axis CRISIL IBX 50:50 Gilt Plus SDL September 2027 Index Fund since 27th Feb, 2023, Axis Fixed Term Plan - Series 113 (1228 Days) since 21st Mar, 2023, Axis Short Duration Fund since 3rd Jul, 2023, Axis Multi Asset Allocation Fund, Axis Silver ETF and Axis Gold ETF since 1st Jun, 2024, Axis CRISIL-IBX AAA Bond NBFC - Jun 2027 Index Fund since 24th Sep, 2024, Axis CRISIL-IBX AAA Bond Financial Services - Sep 2027 Index Fund since 22nd Nov, 2024, Axis CRISIL-IBX AAA Bond NBFC-HFC - Jun 2027 Index Fund since 11th Dec, 2024, Axis CRISIL-IBX Financial Services 3-6 Months Debt Index Fund since 24th Sep, 2025 and Axis Income Plus Arbitrage Passive FOF since 12th Nov, 2025.

Axis Bank Ltd. is not liable or responsible for any loss or shortfall resulting from the operation of the scheme.

For Digital use only.

Fund Name & Benchmark	Product Labelling	Product Riskometer	Benchmark Riskometer	Potential Risk Matrix (PRC)																					
Axis Short Duration Fund (An open ended short term debt scheme investing in instruments such that the Macaulay duration of the portfolio is between 1 year to 3 years. A relatively high interest rate risk and moderate credit risk.) Benchmark: NIFTY Short Duration Debt Index A-II	<p>This product is suitable for investors who are seeking*:</p> <ul style="list-style-type: none">Regular income while maintaining liquidity over short termInvestment in debt and money market instruments <p>*Investors should consult their financial advisers if in doubt about whether the product is suitable for them.</p>		NIFTY Short Duration Debt Index A-II 	<table><tr><th colspan="4">Potential Risk Class</th></tr><tr><td>Credit Risk →</td><td rowspan="2">Relatively Low (Class A)</td><td rowspan="2">Moderate (Class B)</td><td rowspan="2">Relatively High (Class C)</td></tr><tr><td>Interest Rate Risk ↓</td></tr><tr><td>Relatively Low (Class I)</td><td></td><td></td><td></td></tr><tr><td>Moderate (Class II)</td><td></td><td></td><td></td></tr><tr><td>Relatively High (Class III)</td><td></td><td>B-III</td><td></td></tr></table>	Potential Risk Class				Credit Risk →	Relatively Low (Class A)	Moderate (Class B)	Relatively High (Class C)	Interest Rate Risk ↓	Relatively Low (Class I)				Moderate (Class II)				Relatively High (Class III)		B-III	
Potential Risk Class																									
Credit Risk →	Relatively Low (Class A)	Moderate (Class B)	Relatively High (Class C)																						
Interest Rate Risk ↓																									
Relatively Low (Class I)																									
Moderate (Class II)																									
Relatively High (Class III)		B-III																							

Mutual Fund investments are subject to market risks, read all scheme related documents carefully.