

AXIS NIFTY MIDCAP 50 INDEX FUND

(An open-ended Index Fund tracking the Nifty Midcap 50 Index)

About the Fund

NIFTY Midcap 50 includes top 50 companies based on full market capitalization from NIFTY Midcap 150 index with preference given to those stocks on which derivative contracts are available on National Stock Exchange (NSE).

Index is re-balanced on semi-annual basis (March and September) using average data of last months.

Why invest in AXIS Nifty Midcap 50 Index Fund?



Invests in 50 most liquid midcap stocks



Low cost



Scalable business ideas



Sectoral Diversification

*The above framework is broadly indicative and the fund manager may change the framework depending on the market conditions

Top 10 stocks

BSE Limited	5.1%
Hero MotoCorp Limited	3.6%
Persistent Systems Limited	3.3%
The Federal Bank Limited	3.1%
Suzlon Energy Limited	3.1%
PB Fintech Limited	3.0%
Cummins India Limited	2.9%
IndusInd Bank Limited	2.7%
IDFC First Bank Limited	2.7%
AU Small Finance Bank Limited	2.7%

Top 10 Sectors

Financial Services	31.6%
Capital Goods	14.8%
Information Technology	8.3%
Healthcare	7.4%
Automobile and Auto Components	6.8%
Chemicals	5.5%
Realty	5.3%
Fast Moving Consumer Goods	4.6%
Oil, Gas & Consumable Fuels	3.4%
Telecommunication	2.6%

Current Portfolio Allocation is based on the prevailing market conditions and is subject to changes depending on the fund manager's view of the equity markets.

Investing Facts



Category
Index Fund



Inception Date
28th March 2022



Benchmark
Nifty Midcap
50 TRI



Minimum Application
SIP - Systematic Investment Plan

Lumpsum ₹ 100 & multiples of ₹ 1
Monthly SIP
₹ 100 & multiples of ₹ 1



Fund Manager



Karthik Kumar
16 years of experience. He has been managing this fund since 3rd August 2023.



AUM
₹ 583.71 Cr.



Entry Load
NA



Exit Load
0.25% if redeemed / switched out within 7 days from the date of allotment/ investment.



Options^{^^}

Growth & IDCW[@]

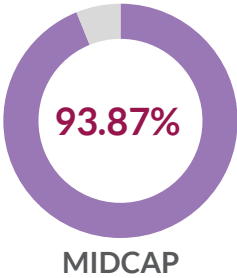
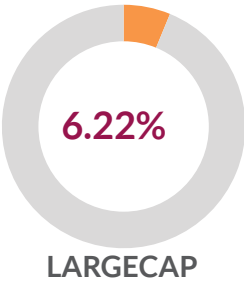
[@]IDCW means Income Distribution cum Capital Withdrawal.

Note: To view asset class wise AUM & AAUM for categories of the Scheme & geographical spread refer <https://www.axismf.com/statutory-disclosures>
^^For detailed disclosure on plans and options, kindly refer SID.

Tracking Error

0.11%

Current market cap split (% NAV)



Performance (NAV Movement)

Axis Nifty Midcap 50 Index Fund - Direct Plan - Growth Option

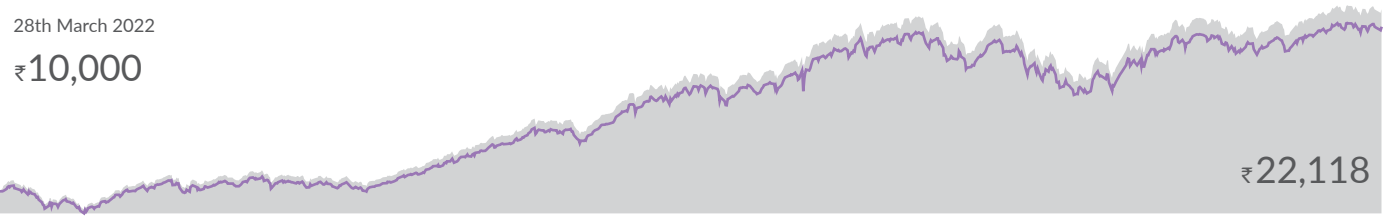
Nifty Midcap 50 TRI (Benchmark)

28th March 2022

₹10,000

31st December 2025

₹20,955



₹22,118

	1 Year		3 Years		5 Years [®]		Since Inception	
	CAGR (%)	Current Value of Investment of ₹ 10,000/-	CAGR (%)	Current Value of Investment of ₹ 10,000/-	CAGR (%)	Current Value of Investment of ₹ 10,000/-	CAGR (%)	Current Value of Investment of ₹ 10,000/-
Axis Nifty Midcap 50 Index Fund - Direct - Growth Option	8.32%	10,832	25.44%	19,762	NA	NA	21.72%	20,955
Nifty Midcap 50 TRI (Benchmark)	8.61%	10,861	26.13%	20,089	NA	NA	23.48%	22,118
Nifty 50 TRI Index (Additional Benchmark)	11.88%	11,188	14.29%	14,941	NA	NA	13.07%	15,880

Past performance may or may not be sustained in future. Since inception (28th March 2022). Different plans have different expense structure. Karthik Kumar is managing the scheme since 3rd August 2023 and he manages 25 schemes of Axis Mutual Fund. Returns greater than 1 year are Compounded Annual Growth Rates (CAGR). Face value ₹10 per unit. [®]The performance data for 5 years period has not been provided, since scheme is in existence for less than 5 years.

Please click on link https://www.axismf.com/cms/sites/default/files/Statutory/ALL_Annexure_Dec.pdf to view the performance of other schemes currently managed by the fund manager.

Note: In case you require physical copy of this document request you to kindly take the printout to review the fund managers performance of other schemes managed by him from the above link given.

Data as on 31st December 2025.

Karthik Kumar is Managing Axis Arbitrage Fund, Axis Quant Fund since 3rd Jul, 2023, Axis NIFTY Bank ETF, Axis BSE SENSEX ETF, Axis NIFTY India Consumption ETF, Axis Multi Factor Passive FoF, Axis NIFTY Healthcare ETF, Axis Nifty 50 Index Fund, Axis NIFTY 50 ETF, Axis Nifty 100 Index Fund, Axis Nifty Midcap 50 Index Fund, Axis Nifty Next 50 Index Fund, Axis Nifty Smallcap 50 Index Fund and Axis NIFTY IT ETF since 3rd Aug, 2023, Axis BSE Sensex Index Fund since 27th Feb, 2024, Axis Nifty IT Index Fund since 5th Apr, 2024, Axis Nifty Bank Index Fund since 24th May, 2024, Axis Nifty 500 Index Fund since 16th Jul, 2024, Axis Nifty500 Value 50 Index Fund since 24th Oct, 2024, Axis Momentum Fund since 12th Dec, 2024, Axis Nifty500 Momentum 50 Index Fund since 13th Feb, 2025, Axis Income Plus Arbitrage Active FOF since 14th Feb, 2025, Axis Nifty500 Value 50 ETF since 13th Mar, 2025, Axis Nifty500 Quality 50 Index Fund since 10th Sep, 2025 and Axis Income Plus Arbitrage Passive FOF since 12th Nov, 2025.

Market caps are defined as per SEBI regulations as below: a. Large Cap: 1st - 100th company in terms of full market capitalization. b. Mid-cap: 101st - 250th company in terms of full market capitalization. c. Small Cap: 251st company onwards in terms of full market capitalization.

Disclaimer: Sector(s) / Stock(s) / issuers(s) mentioned above are for the purpose of disclosure of the portfolio of the Scheme(s) and should not be construed as recommendation. The fund manager(s) may or may not choose to hold the stock mentioned, from time to time. Investors are requested to consult their financial, tax and other advisors before taking any investment decision(s).

Axis Bank Ltd. is not liable or responsible for any loss or shortfall resulting from the operation of the scheme.

For Digital use only.

Axis Nifty Midcap 50 Index Fund

(An open-ended Index Fund tracking the Nifty Midcap 50 Index)

Benchmark: Nifty Midcap 50 TRI

This product is suitable for investors who are seeking*:

• Long term wealth creation solution.

• An index fund that seeks to track returns by investing in a basket of Nifty Midcap 50 Index stocks and aims to achieve returns of the stated index, subject to tracking error.

*Investors should consult their financial advisers if in doubt about whether the product is suitable for them.

Riskometer

Fund

Moderate Risk

Moderately High Risk

High Risk

Very High Risk

Low to Moderate Risk

Low Risk

Scheme Riskometer

The risk of the scheme is very high

Nifty Midcap 50 TRI

Moderate Risk

Moderately High Risk

High Risk

Very High Risk

Low to Moderate Risk

Low Risk

Benchmark Riskometer

The risk of the benchmark is very high

Mutual Fund investments are subject to market risks, read all scheme related documents carefully.