

## AXIS CRISIL IBX SDL MAY 2027 INDEX FUND

(An open-ended Target Maturity Index Fund investing in constituents of CRISIL IBX SDL Index - May 2027. A relatively High Interest Rate Risk and Relatively Low Credit Risk.)

### About the Fund

- **CRISIL IBX SDL Index – May 2027.** Seeks to track the performance of SDL securities maturing between 01 December, 2026 to 31 May, 2027. The index shall mature on 31 May, 2027.
- The index will be managed by CRISIL Indices Limited.



Sovereign rating similar to G-Sec



Used by Banks & financial institutions as collateral for SLR



Highly liquid instruments that trade above the G-Sec Curve



Market linked Returns

### Why Invest in Axis CRISIL IBX SDL May 2027 Index Fund?



#### OPPORTUNITY

Invest in quasi-sovereign/high quality instruments in a tax efficient and cost effective manner. Yields attractive as compared to other tenors



#### CORE ALLOCATION

Ideal solution for investors looking to invest with a 4 year investment horizon



#### PRODUCT MECHANICS

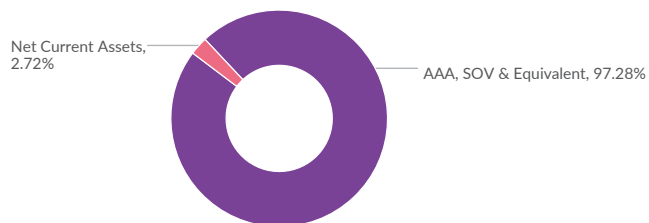
Low cost hassle free solution for investors looking to build their core fixed income portfolio



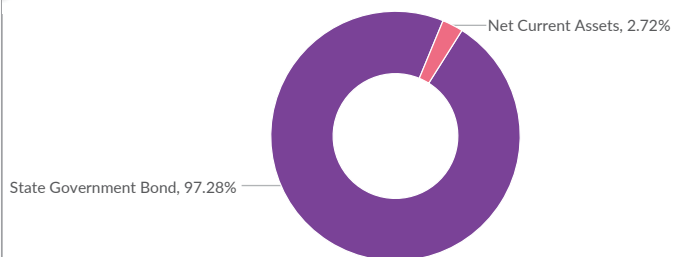
#### SIMPLE & EASY

Target Maturity, high quality portfolio

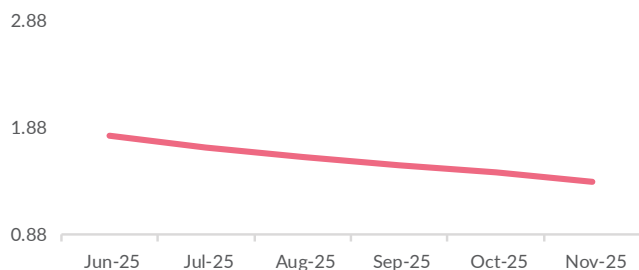
### Rating Allocation



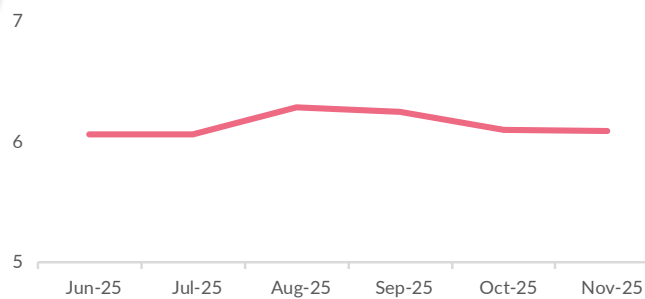
### Asset Allocation



### Residual Maturity (in years)



### Annualized Portfolio YTM (in %)



Note: Current portfolio allocation, maturity & duration is based on the current market conditions and is subject to changes depending on the fund manager's view of the markets.

## Portfolio Characteristics

### Residual Maturity

1.38 years

### Modified Duration

1.29 years

### Annualized Portfolio YTM \*

6.09 %

### Macaulay Duration

1.33 years

\*The yield to maturity given above is based on the portfolio of funds as on date given above. This should not be taken as an indication of the returns that may be generated by the fund and the securities bought by the fund may or may not be held till their respective maturities. The calculations are based on the invested corpus.

## Investing Facts



**Category**  
Index Funds



**Inception Date**  
23rd February,  
2022



**Entry Load**  
NA



### Minimum Application

**Lumpsum**  
₹5000  
& multiples of ₹1

**Monthly SIP**  
₹1000  
& multiples of ₹1  
SIP - Systematic Investment Plan



**Fund Manager**



**Hardik Shah**  
Work experience: 16 years  
He has been managing this fund since 23rd February 2022.



**Aditya Pagaria**  
Work experience: 17 years  
He has been managing this fund since 1st February 2023.



**Options<sup>^^</sup>**  
Growth & IDCW<sup>®</sup>  
<sup>®</sup>IDCW means Income Distribution cum Capital Withdrawal.



**AUM**  
₹2072.31 Cr.



**Exit Load**  
Nil

Note: To view asset class wise AUM & AAUM for categories of the Scheme & geographical spread refer <https://www.axismf.com/statutory-disclosures>.

<sup>^^</sup>For detailed disclosure on plans and options, kindly refer SID.

## Performance (NAV Movement)

Axis CRISIL IBX SDL May 2027 Index Fund - Direct Plan - Growth Option

28th November 2025

CRISIL IBX SDL Index May 2027 (Benchmark)

23rd February 2022

₹10,000

₹12,663

₹12,877

	1 Year		3 Years <sup>®</sup>		5 Years <sup>®</sup>		Since Inception	
	CAGR (%)	Current Value of Investment of ₹ 10,000/-	CAGR (%)	Current Value of Investment of ₹ 10,000/-	CAGR (%)	Current Value of Investment of ₹ 10,000/-	CAGR (%)	Current Value of Investment of ₹ 10,000/-
Axis CRISIL IBX SDL May 2027 Index Fund - Direct Plan - Growth Option	8.08%	10,805	7.86%	12,544	NA	NA	6.47%	12,663
CRISIL IBX SDL Index May 2027 (Benchmark)	8.24%	10,822	8.11%	12,631	NA	NA	6.95%	12,877
NIFTY 10 yr Benchmark G-Sec (Additional Benchmark)	7.58%	10,756	8.31%	12,702	NA	NA	6.93%	12,867

**Past performance may or may not be sustained in future.** Since inception (23rd February 2022). Different plans have different expense structure. Hardik Shah is managing the scheme since Inception and he manages 18 schemes of Axis Mutual Fund. Aditya Pagaria is managing the scheme since 1st February 2023 and he manages 23 schemes of Axis Mutual Fund. Returns greater than 1 year are Compounded Annual Growth Rates (CAGR). Face value ₹10 per unit. Please refer return table for performance of all schemes managed by the fund manager. @The performance data for 3 & 5 years period has not been provided, since scheme is in existence for less than 3 years.

Please click on link [https://www.axismf.com/cms/sites/default/files/Statutory/ALL\\_Annexure\\_Nov.pdf](https://www.axismf.com/cms/sites/default/files/Statutory/ALL_Annexure_Nov.pdf) to view the performance of other schemes currently managed by the fund manager.

Note: In case you require physical copy of this document request you to kindly take the printout to review the fund managers performance of other schemes managed by him from the above link given.

## Tracking Difference

Fund Name	Date	Tracking Difference (Annualised)				
		1 year	3 year	5 year	10 year	Since Inception
Axis CRISIL IBX SDL May 2027 Index Fund	28-Nov-25	-0.17	-0.25	NA	NA	-0.47

Only for distributors/advisors and their clients.

Data as on 28th November 2025.

**Past performance may or may not be sustained in future.** Calculations are based on Regular Plan - Growth Option NAV and Direct Plan - Growth Option NAV, as applicable. Face Value per unit : ₹ 1,000/- for Axis Liquid Fund, Axis Treasury Advantage Fund, Axis Money Market Fund, Axis Overnight Fund and Axis Banking & PSU Debt Fund, ₹ 1/- for Axis Gold ETF and ₹ 10/- for all other schemes. Different plans have different expense structure. Face value is ₹ 10 per unit.

Aditya Pagaria is Managing Axis Banking & PSU Debt Fund, Axis Liquid Fund and Axis Treasury Advantage Fund since 13th Aug, 2016, Axis Money Market Fund since 6th Aug, 2019, Axis Nifty AAA Bond Plus SDL Apr 2026 50:50 ETF since 11th May, 2021, Axis Floater Fund since 29th Jul, 2021, Axis Nifty AAA Bond Plus SDL Apr 2026 50:50 ETF FOF since 20th Oct, 2021, Axis Gold Fund since 9th Nov, 2021, Axis Silver Fund of Fund since 21st Sep, 2022, Axis Nifty SDL September 2026 Debt Index Fund since 22nd Nov, 2022, Axis CRISIL IBX SDL May 2027 Index Fund, Axis Aggressive Hybrid Fund since 1st Feb, 2023, Axis CRISIL IBX 50:50 Gilt Plus SDL September 2027 Index Fund since 27th Feb, 2023, Axis Fixed Term Plan - Series 113 (1228 Days) since 21st Mar, 2023, Axis Short Duration Fund since 3rd Jul, 2023, Axis Multi Asset Allocation Fund, Axis Silver ETF and Axis Gold ETF since 1st Jun, 2024, Axis CRISIL-IBX AAA Bond NBFC - Jun 2027 Index Fund since 24th Sep, 2024, Axis CRISIL-IBX AAA Bond Financial Services - Sep 2027 Index Fund since 22nd Nov, 2024, Axis CRISIL-IBX AAA Bond NBFC-HFC - Jun 2027 Index Fund since 11th Dec, 2024, Axis CRISIL-IBX Financial Services 3-6 Months Debt Index Fund since 24th Sep, 2025 and Axis Income Plus Arbitrage Passive FOF since 12th Nov, 2025.

Hardik Shah is Managing Axis Corporate Bond Fund, Axis Balanced Advantage Fund and Axis Floater Fund since 31st Jan, 2022, Axis CRISIL IBX SDL May 2027 Index Fund since 23rd Feb, 2022, Axis Long Duration Fund since 27th Dec, 2022, Axis CRISIL IBX 50:50 Gilt Plus SDL June 2028 Index Fund since 24th Jan, 2023, Axis Children's Fund, Axis Equity Savings Fund since 1st Feb, 2023, Axis Fixed Term Plan - Series 112 (1143 Days) since 1st Mar, 2023, Axis Banking & PSU Debt Fund since 3rd Jul, 2023, Axis CRISIL IBX SDL June 2034 Debt Index Fund since 21st Mar, 2024, Axis Multi Asset Allocation Fund, Axis Dynamic Bond Fund, Axis Retirement Fund - Aggressive Plan, Axis Retirement Fund - Conservative Plan, Axis Retirement Fund - Dynamic Plan and Axis Income Advantage Fund of Funds since 5th Apr, 2024 and Axis Ultra Short Duration fund since 4th Nov, 2024.

**\*\*Formerly Known as Axis All Seasons Debt Fund of Funds, the name of Fund and Fundamental Attributes have been changed effective from 14th February 2025**

Axis Bank Ltd. is not liable or responsible for any loss or shortfall resulting from the operation of the scheme.

For Digital use only

### AXIS CRISIL IBX SDL MAY 2027 INDEX FUND

(An open-ended Target Maturity Index Fund investing in constituents of CRISIL IBX SDL Index - May 2027. A Relatively High Interest Rate Risk and Relatively Low Credit Risk.)

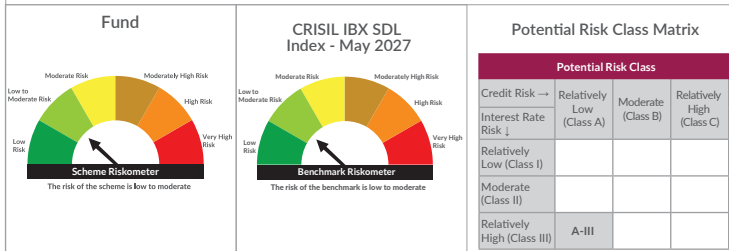
**Benchmark : CRISIL IBX SDL Index - May 2027**

This product is suitable for investors who are seeking\*:

- Income over long term.
- Investments in state government securities (SDLs) replicating the composition of CRISIL IBX SDL Index - May 2027, subject to tracking errors.

\*Investors should consult their financial advisers if in doubt about whether the product is suitable for them.

### Riskometer



**Mutual Fund investments are subject to market risks, read all scheme related documents carefully.**