

# AXIS NIFTY NEXT 50 INDEX FUND

(An Open Ended Index Fund tracking the NIFTY NEXT 50 Index)

## About the Fund

The index is designed to measure the performance of 50 companies from the constituents of Nifty 100 Index after excluding the constituents of Nifty 50 Index.

## Why invest in AXIS Nifty Next 50 Index Fund?



Efficient  
low cost strategy



Bluechips of  
tomorrow



Lower concentration



Exposure to  
diverse sectors

\*The above framework is broadly indicative and the fund manager may change the framework depending on the market conditions

## Why invest in an Index fund?

Because you want to avoid...



Actively managed  
portfolios



Fund manager  
value addition



Uncertainty on  
potential alpha

Source: Axis AMC Internal Analysis.

## Top 10 stocks

InterGlobe Aviation Limited	4.9%
Hindustan Aeronautics Limited	3.6%
Divi's Laboratories Limited	3.4%
TVS Motor Company Limited	3.4%
Vedanta Limited	3.1%
Avenue Supermarts Limited	3.1%
Britannia Industries Limited	3.0%
The Indian Hotels Company Limited	2.9%
Varun Beverages Limited	2.9%
Tata Power Company Limited	2.8%

## Top 10 Sectors











Financial Services	19.6%
Fast Moving Consumer Goods	11.1%
Consumer Services	9.0%
Power	8.4%
Automobile and Auto Components	8.2%
Capital Goods	7.9%
Oil, Gas & Consumable Fuels	6.9%
Healthcare	6.1%
Services	4.9%
Metals & Mining	4.7%

Current Portfolio Allocation is based on the prevailing market conditions and is subject to changes depending on the fund manager's view of the equity markets.

## Tracking Error

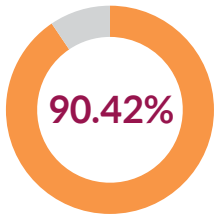
0.12%

## Investing Facts

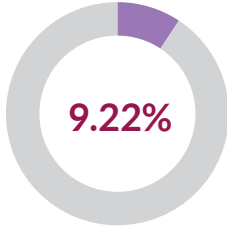
 <b>Category</b> Index Fund	 <b>Inception Date</b> 28th January 2022	 <b>Benchmark</b> Nifty Next 50 TRI	 <b>Minimum Application</b> SIP - Systematic Investment Plan Lumpsum ₹ 100 & multiples of ₹ 1 Monthly SIP ₹ 100 & multiples of ₹ 1	 <b>Fund Manager</b>  <b>Karthik Kumar</b> 16 years of experience. He has been managing this fund since 3rd August 2023.
 <b>AUM</b> ₹ 360.09 cr.	 <b>Entry Load</b> NA	 <b>Exit Load</b> Nil	 <b>Options<sup>^^</sup></b> Growth & IDCW <sup>@</sup> <sup>@</sup> IDCW means Income Distribution cum Capital Withdrawal.	

Note: To view asset class wise AUM & AAUM for categories of the Scheme & geographical spread refer <https://www.axismf.com/statutory-disclosures>  
<sup>^^</sup>For detailed disclosure on plans and options, kindly refer SID.

## Current market cap split (% NAV)



LARGECAP



MIDCAP



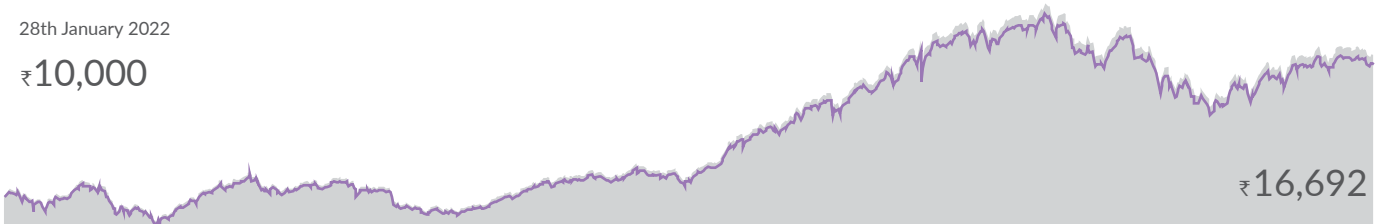
SMALLCAP

## Performance (NAV Movement)

■ Axis Nifty Next 50 Index Fund - Direct - Growth Option  
■ Nifty Next 50 TRI (Benchmark)

28th January 2022  
 ₹ 10,000

29th August 2025  
 ₹ 16,231



	1 Year		3 Years <sup>@</sup>		5 Years <sup>@</sup>		Since Inception	
	CAGR (%)	Current Value of Investment of ₹ 10,000/-	CAGR (%)	Current Value of Investment of ₹ 10,000/-	CAGR (%)	Current Value of Investment of ₹ 10,000/-	CAGR (%)	Current Value of Investment of ₹ 10,000/-
Axis Nifty Next 50 Index Fund - Direct Plan - Growth Option	-12.03%	8,800	14.99%	15,207	NA	NA	14.46%	16,231
Nifty Next 50 TRI (Benchmark)	-11.88%	8,816	15.42%	15,374	NA	NA	15.36%	16,692
Nifty 50 TRI Index (Additional Benchmark)	-2.01%	9,799	12.49%	14,236	NA	NA	11.87%	14,951

**Past performance may or may not be sustained in future.** Since inception ( 28th January 2022), Different plans have different expense structure. Karthik Kumar is managing the scheme since 3rd August 2023 and he manages 23 schemes of Axis Mutual Fund. Returns greater than 1 year are Compounded Annual Growth Rates (CAGR). Face value ₹10 per unit. <sup>@</sup>The performance data for 5 years period has not been provided, since scheme is in existence for less than 5 years.

Please click on link [https://www.axismf.com/cms/sites/default/files/Statutory/ALL\\_Annexure\\_Aug.pdf](https://www.axismf.com/cms/sites/default/files/Statutory/ALL_Annexure_Aug.pdf) to view the performance of other schemes currently managed by the fund manager.

Note: In case you require physical copy of this document request you to kindly take the printout to review the fund managers performance of other schemes managed by him from the above link given.

Data as on 29th August 2025.

It is to be distinctly understood that the permission given by NSE should not in any way be deemed or construed that the Scheme Information Document has been cleared or approved by NSE nor does it certify the correctness or completeness of any of the contents of the Draft Scheme Information Document. The investors are advised to refer to the Scheme Information Document for the full text of the Disclaimer Clause of NSE.

Karthik Kumar is Managing Axis Arbitrage Fund, Axis Quant Fund since 3rd Jul, 2023, Axis NIFTY Bank ETF, Axis BSE SENSEX ETF, Axis NIFTY India Consumption ETF, Axis Multi Factor Passive FoF, Axis NIFTY Healthcare ETF, Axis Nifty 50 Index Fund, Axis NIFTY 50 ETF, Axis Nifty 100 Index Fund, Axis Nifty Midcap 50 Index Fund, Axis Nifty Next 50 Index Fund, Axis Nifty Smallcap 50 Index Fund and Axis NIFTY IT ETF since 3rd Aug, 2023, Axis BSE Sensex Index Fund since 27th Feb, 2024, Axis Nifty IT Index Fund since 5th Apr, 2024, Axis Nifty Bank Index Fund since 24th May, 2024, Axis Nifty 500 Index Fund since 16th Jul, 2024, Axis Nifty500 Value 50 Index Fund since 24th Oct, 2024, Axis Momentum Fund since 12th Dec, 2024, Axis Nifty500 Momentum 50 Index Fund since 13th Feb, 2025, Axis Income Plus Arbitrage Active FOF since 14th Feb, 2025 and Axis Nifty500 Value 50 ETF since 13th Mar, 2025.

Market caps are defined as per SEBI regulations as below: a. Large Cap: 1st -100th company in terms of full market capitalization. b. Mid Cap: 101st -250th company in terms of full market capitalization. c. Small Cap: 251st company onwards in terms of full market capitalization.

Axis Bank Ltd. is not liable or responsible for any loss or shortfall resulting from the operation of the scheme.

For Digital use only.

### Axis Nifty Next 50 Index Fund

(An Open Ended Index Fund tracking the NIFTY NEXT 50 Index)

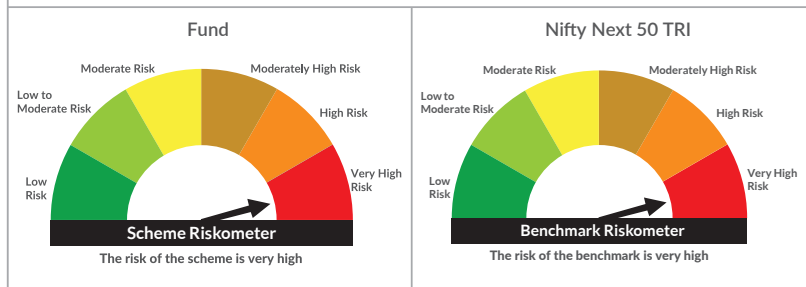
Benchmark : Nifty Next 50 TRI

This product is suitable for investors who are seeking\*:

- Long term wealth creation solution.
- An index fund that seeks to track returns by investing in a basket of Nifty Next 50 Index stocks and aims to achieve returns of the stated index, subject to tracking error.

\*Investors should consult their financial advisers if in doubt about whether the product is suitable for them.

#### Riskometer



Mutual Fund investments are subject to market risks, read all scheme related documents carefully.