

AXIS NIFTY NEXT 50 INDEX FUND

(An Open Ended Index Fund tracking the NIFTY NEXT 50 Index)

About the Fund

The index is designed to measure the performance of 50 companies from the constituents of Nifty 100 Index after excluding the constituents of Nifty 50 Index.

Why invest in AXIS Nifty Next 50 Index Fund?



Efficient
low cost strategy



Bluechips of
tomorrow



Lower concentration



Exposure to
diverse sectors

*The above framework is broadly indicative and the fund manager may change the framework depending on the market conditions

Why invest in an Index fund?

Because you want to avoid...



Actively managed
portfolios



Fund manager
value addition



Uncertainty on
potential alpha

Source: Axis AMC Internal Analysis.

Top 10 stocks

Vedanta Limited	3.9%
Hindustan Aeronautics Limited	3.7%
TVS Motor Company Limited	3.6%
Divi's Laboratories Limited	3.6%
Cholamandalam Investment and Finance Company Ltd	3.2%
Bharat Petroleum Corporation Limited	3.0%
Britannia Industries Limited	3.0%
Tata Power Company Limited	2.8%
The Indian Hotels Company Limited	2.8%
Varun Beverages Limited	2.8%

Top 10 Sectors

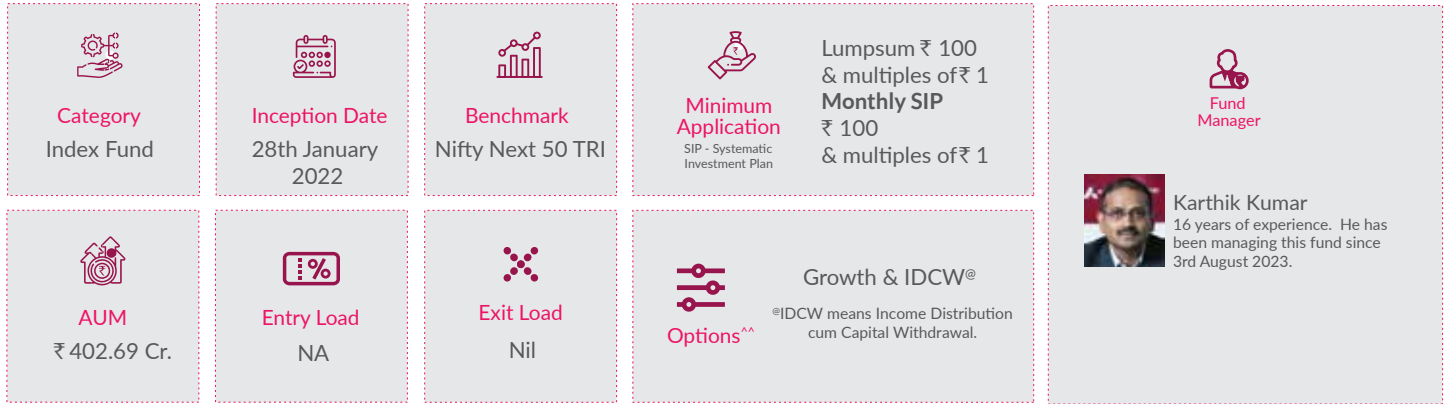
Financial Services	20.2%
Capital Goods	10.3%
Fast Moving Consumer Goods	9.6%
Power	9.4%
Automobile and Auto Components	8.6%
Oil, Gas & Consumable Fuels	7.7%
Consumer Services	7.6%
Metals & Mining	6.4%
Healthcare	6.3%
Realty	3.4%

Current Portfolio Allocation is based on the prevailing market conditions and is subject to changes depending on the fund manager's view of the equity markets.

Tracking Error

0.11%

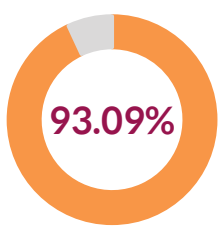
Investing Facts



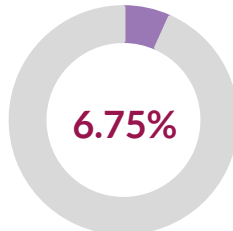
Note: To view asset class wise AUM & AAUM for categories of the Scheme & geographical spread refer <https://www.axismf.com/statutory-disclosures>

^{^^}For detailed disclosure on plans and options, kindly refer SID.


Current market cap split (% NAV)



LARGECAP

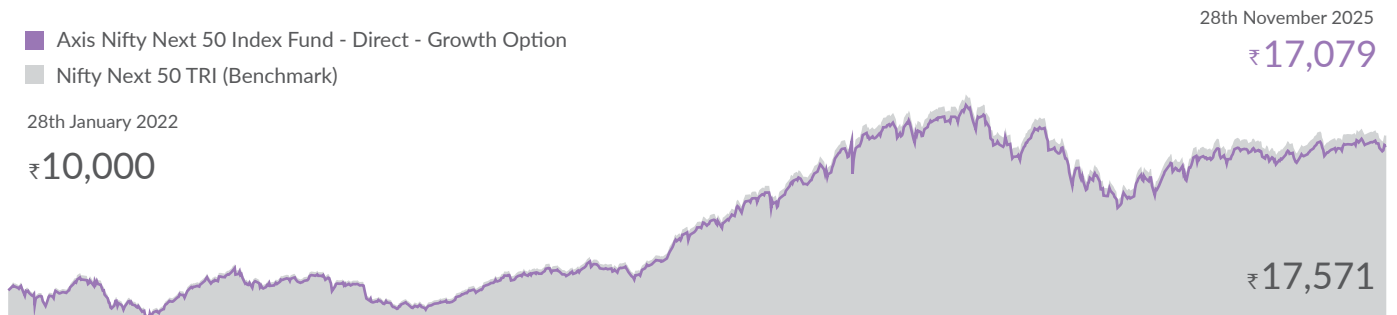


MIDCAP



SMALLCAP

Performance (NAV Movement)



	1 Year		3 Years [@]		5 Years [@]		Since Inception	
	CAGR (%)	Current Value of Investment of ₹ 10,000/-	CAGR (%)	Current Value of Investment of ₹ 10,000/-	CAGR (%)	Current Value of Investment of ₹ 10,000/-	CAGR (%)	Current Value of Investment of ₹ 10,000/-
Axis Nifty Next 50 Index Fund - Direct Plan - Growth Option	-1.50%	9,850	16.94%	15,985	NA	NA	14.97%	17,079
Nifty Next 50 TRI (Benchmark)	-1.34%	9,867	17.41%	16,177	NA	NA	15.83%	17,571
Nifty 50 TRI Index (Additional Benchmark)	9.97%	10,994	13.10%	14,461	NA	NA	13.16%	16,065

Past performance may or may not be sustained in future. Since inception on 28th January 2022, Different plans have different expense structure. Karthik Kumar is managing the scheme since 3rd August 2023 and he manages 25 schemes of Axis Mutual Fund. Returns greater than 1 year are Compounded Annual Growth Rates (CAGR). Face value ₹10 per unit. [@]The performance data for 5 years period has not been provided, since scheme is in existence for less than 5 years.

Please click on link https://www.axismf.com/cms/sites/default/files/Statutory/ALL_Annexure_Nov.pdf to view the performance of other schemes currently managed by the fund manager.

Note: In case you require physical copy of this document request you to kindly take the printout to review the fund managers performance of other schemes managed by him from the above link given.

Mutual Fund investments are subject to market risks, read all scheme related documents carefully.