

# AXIS NIFTY IT ETF

(An Open Ended Exchange Traded Fund tracking NIFTY IT Index)

## Why Invest in India IT today?

### Revenue growth momentum is strong

- Deal pipeline is trending above pre-pandemic levels; Digitization theme likely to remain dominant
- 5G rollout by global telecom companies, likely to see significant deal opportunities
- Covid has reemphasized cost optimization. Indian companies known for efficient cost solutions

### Capital return remains an attractive theme

- Indian IT companies continue to return significant capital by way of dividends & buybacks to optimize capital use
- Despite investments & M&A activity, Indian IT companies generate significant cash flows and low debt

### Under-ownership by institutional investors (FII + DIIs)

- Significant under ownership as compared to global peers



#### Exchange-traded

Investor invests at nearly the real-time prices as opposed to end of day price



#### Removes bias

Best suited to earn asset class performance-linked return



India's IT industry plays a major role in the Indian economy.



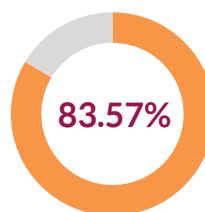
IT space is the largest single service exporter industry in India.

\*The above framework is broadly indicative and the fund manager may change the framework depending on the market conditions

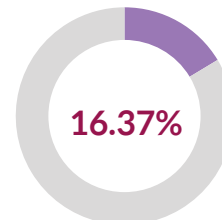
## Top 10 stocks

Infosys Limited	29.0%
Tata Consultancy Services Limited	21.5%
HCL Technologies Limited	11.2%
Tech Mahindra Limited	9.5%
Wipro Limited	7.1%
Persistent Systems Limited	6.4%
LTIMindtree Limited	5.3%
Coforge Limited	5.3%
Mphasis Limited	3.0%
Oracle Financial Services Software Limited	1.7%

## Current market cap split (% NAV)



LARGECAP



MIDCAP



SMALLCAP

Current Portfolio Allocation is based on the prevailing market conditions and is subject to changes depending on the fund manager's view of the equity markets.

## Investing Facts



**Category**  
ETFs - Others



**Inception Date**  
25th March 2021



**Benchmark**  
NIFTY IT TRI

**Exchange Listed**

NSE/BSE

**Exchange Symbol/ Scrip Code**

AXISTECETF/  
543347



**Fund Manager**



**Karthik Kumar**  
16 years of experience. He has been managing this fund since 3rd August 2023.



**AUM**  
₹ 198.07 Cr.



**Entry Load**  
NA



**Exit Load**  
Nil



**Creation Unit**  
15,000 Units and in multiples thereof

**ISIN**

INF846K01Y96

**Bloomberg Code**  
ATECHETF IN Equity

Note: To view asset class wise AUM & AAUM for categories of the Scheme & geographical spread refer <https://www.axismf.com/statutory-disclosures>

## Tracking Error

0.06%

## Performance (NAV Movement)

31st December 2025

Axis NIFTY IT ETF  
NIFTY IT TRI (Benchmark)

25th March 2021

₹10,000

₹16,023

₹16,568

	1 Year		3 Years		5 Years <sup>®</sup>		Since Inception	
	CAGR (%)	Current Value of Investment of ₹ 10,000/-	CAGR (%)	Current Value of Investment of ₹ 10,000/-	CAGR (%)	Current Value of Investment of ₹ 10,000/-	CAGR (%)	Current Value of Investment of ₹ 10,000/-
Axis NIFTY IT ETF	-10.65%	8,935	11.72%	13,952	NA	NA	10.38%	16,023
Nifty IT TRI (Benchmark)	-10.44%	8,956	12.04%	14,074	NA	NA	11.16%	16,568
Nifty 50 TRI Index (Additional Benchmark)	11.88%	11,188	14.29%	14,941	NA	NA	14.79%	19,313

**Past performance may or may not be sustained in future.** Since inception (25th March 2021). Different plans have different expense structure. Karthik Kumar is managing the scheme since 3rd August 2023 and he manages 25 schemes of Axis Mutual Fund. Returns greater than 1 year are Compounded Annual Growth Rates (CAGR). Face value ₹10 per unit. <sup>®</sup>The performance data for 5 years period has not been provided, since scheme is in existence for less than 5 years.

Please click on [https://www.axismf.com/cms/sites/default/files/Statutory/WDP\\_Annexure\\_Dec.pdf](https://www.axismf.com/cms/sites/default/files/Statutory/WDP_Annexure_Dec.pdf) to view the performance of other schemes currently managed by the fund manager.

Note: In case you require physical copy of this document request you to kindly take the printout to review the fund managers performance of other schemes managed by him from the above link given.

Data as on 31st December 2025.

It is to be distinctly understood that the permission given by NSE should not in any way be deemed or construed that the Scheme Information Document has been cleared or approved by NSE nor does it certify the correctness or completeness of any of the contents of the Draft Scheme Information Document. The investors are advised to refer to the Scheme Information Document for the full text of the 'Disclaimer Clause of NSE.

The Axis NIFTY IT ETF (Products) is not sponsored, endorsed, sold or promoted by NSE INDICES LIMITED (formerly known as India Index Services & Products Limited ("IISL"). NSE INDICES LIMITED does not make any representation or warranty, express or implied, to the owners of the Axis NIFTY IT ETF or any member of the public regarding the advisability of investing in securities generally or in the Product(s) particularly or the ability of the Nifty IT Index to track general stock market performance in India.

Karthik Kumar is Managing Axis Arbitrage Fund, Axis Quant Fund since 3rd Jul, 2023, Axis NIFTY Bank ETF, Axis BSE SENSEX ETF, Axis NIFTY India Consumption ETF, Axis Multi Factor Passive FoF, Axis NIFTY Healthcare ETF, Axis Nifty 50 Index Fund, Axis NIFTY 50 ETF, Axis Nifty 100 Index Fund, Axis Nifty Midcap 50 Index Fund, Axis Nifty Next 50 Index Fund, Axis Nifty Smallcap 50 Index Fund and Axis NIFTY IT ETF since 3rd Aug, 2023, Axis BSE Sensex Index Fund since 27th Feb, 2024, Axis Nifty IT Index Fund since 5th Apr, 2024, Axis Nifty Bank Index Fund since 24th May, 2024, Axis Nifty 500 Index Fund since 16th Jul, 2024, Axis Nifty500 Value 50 Index Fund since 24th Oct, 2024, Axis Momentum Fund since 12th Dec, 2024, Axis Nifty500 Momentum 50 Index Fund since 13th Feb, 2025, Axis Income Plus Arbitrage Active FOF since 14th Feb, 2025, Axis Nifty500 Value 50 ETF since 13th Mar, 2025, Axis Nifty500 Quality 50 Index Fund since 10th Sep, 2025 and Axis Income Plus Arbitrage Passive FOF since 12th Nov, 2025.

Market caps are defined as per SEBI regulations as below: a. Large Cap: 1st -100th company in terms of full market capitalization. b. Mid Cap: 101st -250th company in terms of full market capitalization. c. Small Cap: 251st company onwards in terms of full market capitalization.

Axis Bank Ltd. is not liable or responsible for any loss or shortfall resulting from the operation of the scheme.

## Axis NIFTY IT ETF

(An Open Ended Exchange Traded Fund tracking NIFTY IT Index)

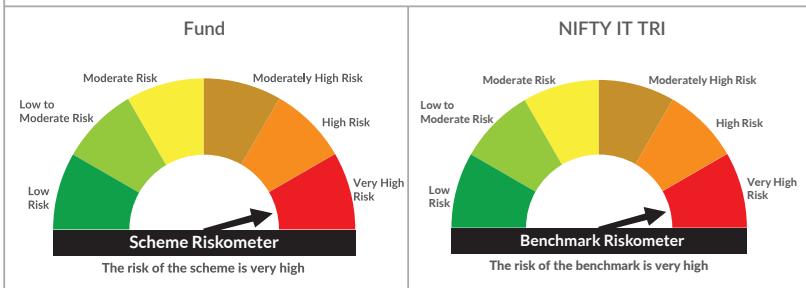
Benchmark : NIFTY IT TRI

This product is suitable for investors who are seeking\*:

- Long term wealth creation solution
- The fund that seeks to track returns by investing in a basket of NIFTY IT Index stocks and aims to achieve returns of the stated index, subject to tracking error

\*Investors should consult their financial advisers if in doubt about whether the product is suitable for them.

### Riskometer



Distributed by

Mutual Fund investments are subject to market risks, read all scheme related documents carefully.