

AXIS NIFTY AAA BOND PLUS SDL APR 2026 50:50 ETF

(NSE SYMBOL: AXISBPSETF)

An open-ended Target Maturity Exchange Traded Fund investing predominantly in constituents of Nifty AAA Bond Plus SDL Apr 2026 50:50 Index. A relatively high interest rate risk and relatively low credit risk.

AXIS NIFTY AAA BOND PLUS SDL APR 2026 50:50 ETF FOF

(An Open ended Target Maturity Fund of Fund Scheme investing in units of Axis AAA Bond Plus SDL ETF - 2026 Maturity)

The scheme will invest in Axis Nifty AAA Bond plus SDL Apr 2026 50:50 ETF. The underlying investments of the ETF are AAA/Sov in nature. Subject to debt taxation, please refer SID for more details.

About the Fund

- Nifty AAA Bond Plus SDL Apr 2026 50:50 Index seeks to measure the performance of portfolio of AAA rated bonds issued by Public Sector Undertakings (PSUs), Housing Finance Companies (HFCs), Corporates and State Development Loans (SDLs) maturing between May 01, 2025 to April 30, 2026. The index shall mature on April 30, 2026.
- The index is computed using the total return methodology including price return and coupon return.



Efficient low cost strategy



FoF allows investors without a demat account to invest in an ETF through Lump sum or SIP

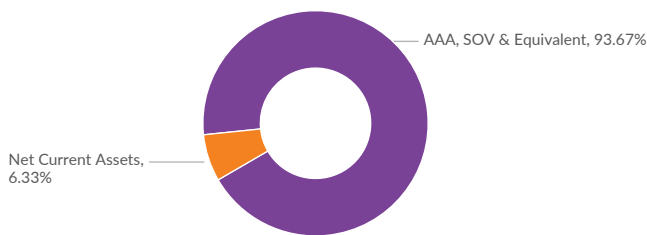


Ideal solution for granular asset allocation

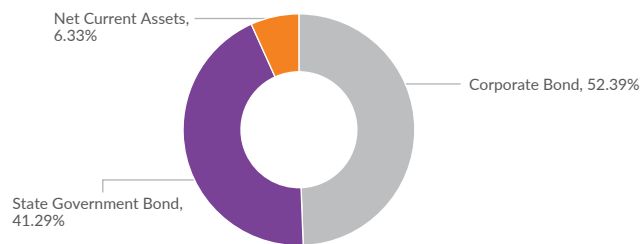
Why Target Maturity ETFs?

- Target maturity ETF is a portfolio designed to terminate at a pre-defined date.
- The fund manager achieves this by buying securities with similar maturities as close to the defined maturity date and holds them to maturity.
- As time passes, the ETF may add securities that meet the methodology criteria
- As the ETF progresses the duration of the securities diminishes until the fund matures
- The strategy aims to negate any duration risk for investors who remain invested through the life of the ETF

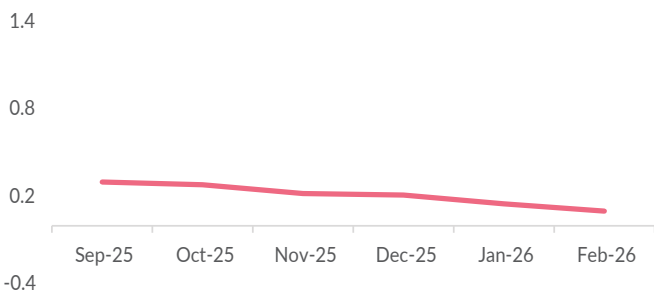
Rating Allocation



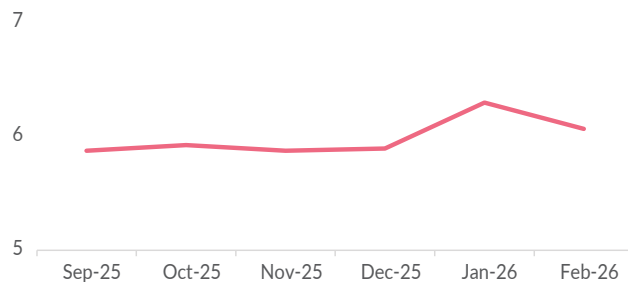
Asset Allocation



Residual Maturity (in yrs)



Annualized Portfolio YTM (in %)



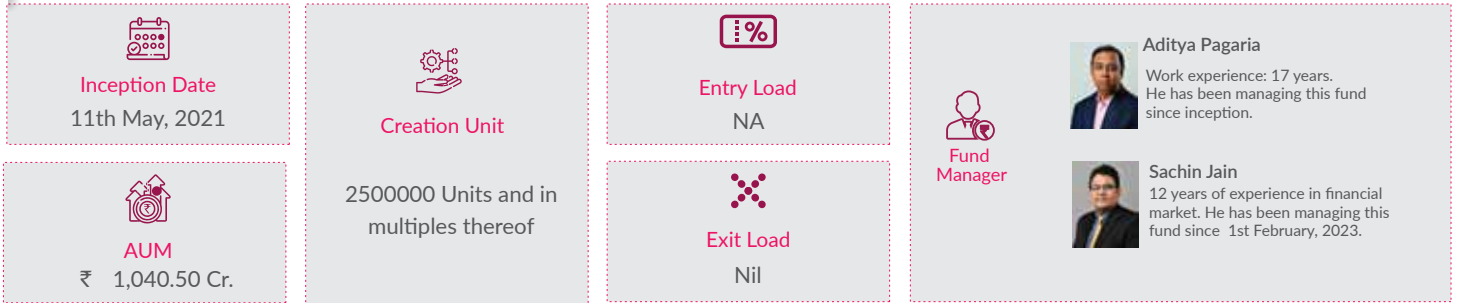
Note: Current portfolio allocation, maturity & duration is based on the current market conditions and is subject to changes depending on the fund manager's view of the markets.

Portfolio Characteristics

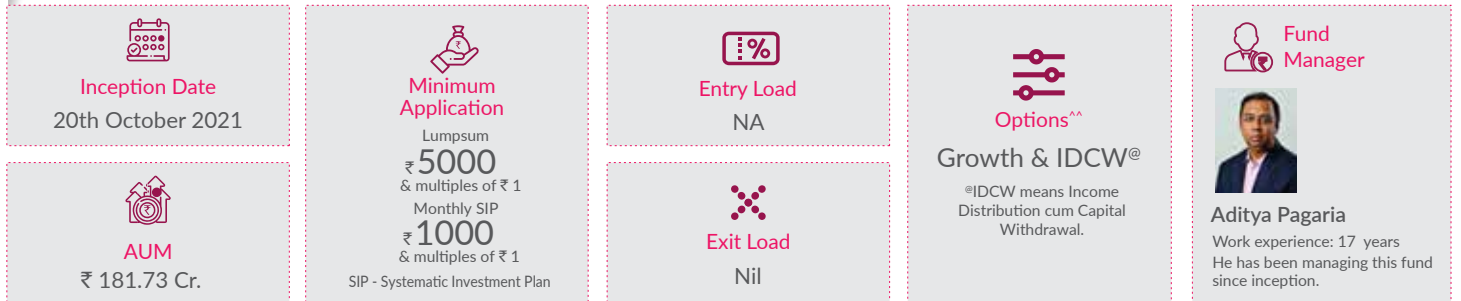


*The yield to maturity given above is based on the portfolio of funds as on date given above. This should not be taken as an indication of the returns that may be generated by the fund and the securities bought by the fund may or may not be held till their respective maturities. The calculations are based on the invested corpus.

Investing Facts (Axis Nifty AAA Bond Plus SDL Apr 2026 50:50 ETF) (NSE Symbol: AXISBPSETF)




Investing Facts (Axis Nifty AAA Bond Plus SDL Apr 2026 50:50 ETF FOF)



Note: To view asset class wise AUM & AAUM for categories of the Scheme & geographical spread refer <https://www.axismf.com/statutory-disclosures>; **For detailed disclosure on plans and options, kindly refer SID; Investors will be bearing the recurring expenses of the scheme, in addition to the expenses of the schemes, in which Fund of Funds schemes make investments.

Performance (NAV Movement)



	1 Year		3 Years		5 Years [®]		Since Inception	
	CAGR (%)	Current Value of Investment of ₹ 10,000/-	CAGR (%)	Current Value of Investment of ₹ 10,000/-	CAGR (%)	Current Value of Investment of ₹ 10,000/-	CAGR (%)	Current Value of Investment of ₹ 10,000/-
Axis Nifty AAA Bond Plus SDL Apr 2026 50:50 ETF (NSE Symbol: AXISBPSETF)	6.72%	10,670	7.38%	12,382	NA	NA	6.06%	13,263
Nifty AAA Bond Plus SDL Apr 2026 50:50 Index (Benchmark)	6.83%	10,681	7.49%	12,421	NA	NA	6.00%	13,229
NIFTY 10 yr Benchmark G-Sec (Additional Benchmark)	6.05%	10,603	8.22%	12,676	NA	NA	5.28%	12,805

Past performance may or may not be sustained in future. Since inception (11th May 2021). [®]The performance data for 5 years period has not been provided, since scheme is in existence for less than 5 years. Different plans have different expense structure. Aditya Pagaria is managing the scheme since inception and he manages 25 schemes of Axis Mutual Fund. Sachin Jain is managing the scheme since 1st February 2023 and he manages 14 schemes of Axis Mutual Fund. Returns greater than 1 year are Compounded Annual Growth Rates (CAGR). Face value ₹10 per unit. Please refer return table for performance of all schemes managed by the fund manager.

Please click on link https://www.axismf.com/cms/sites/default/files/Statutory/WDP_Annexure_Feb.pdf to view the performance of other schemes currently managed by the fund manager.

Note: In case you require physical copy of this document request you to kindly take the printout to review the fund managers performance of other schemes managed by him from the above link given.

Tracking Difference

Fund Name	Date	Tracking Difference (Annualised)				
		1 year	3 year	5 year	10 year	Since Inception
Axis Nifty AAA Bond Plus SDL Apr 2026 50:50 ETF	27-Feb-26	-0.11	-0.11	NA	NA	0.06

Only for distributors/advisors and their clients.

Data as on 27th February 2026

Past performance may or may not be sustained in future. Face Value per unit : ₹ 1,000/- for Axis Liquid Fund, Axis Treasury Advantage Fund, Axis Money Market Fund, Axis Overnight Fund and Axis Banking & PSU Debt Fund, ₹ 1/- for Axis Gold ETF and ₹ 10/- for all other schemes. Different plans have different expense structure. Face value is ₹ 10 per unit.

Aditya Pagaria is Managing Axis Banking & PSU Debt Fund, Axis Liquid Fund and Axis Treasury Advantage Fund since 13th Aug, 2016, Axis Money Market Fund since 6th Aug, 2019, Axis Nifty AAA Bond Plus SDL Apr 2026 50:50 ETF since 11th May, 2021, Axis Floater Fund since 29th Jul, 2021, Axis Nifty AAA Bond Plus SDL Apr 2026 50:50 ETF FOF since 20th Oct, 2021, Axis Gold Fund since 9th Nov, 2021, Axis Silver Fund of Fund since 21st Sep, 2022, Axis Nifty SDL September 2026 Debt Index Fund since 22nd Nov, 2022, Axis CRISIL IBX SDL May 2027 Index Fund, Axis Aggressive Hybrid Fund since 1st Feb, 2023, Axis CRISIL IBX 50:50 Gilt Plus SDL September 2027 Index Fund since 27th Feb, 2023, Axis Fixed Term Plan - Series 113 (1228 Days) since 21st Mar, 2023, Axis Short Duration Fund since 3rd Jul, 2023, Axis Multi Asset Allocation Fund, Axis Silver ETF and Axis Gold ETF since 1st Jun, 2024, Axis CRISIL-IBX AAA Bond NBFC - Jun 2027 Index Fund since 24th Sep, 2024, Axis CRISIL-IBX AAA Bond Financial Services - Sep 2027 Index Fund since 22nd Nov, 2024, Axis CRISIL-IBX AAA Bond NBFC-HFC - Jun 2027 Index Fund since 11th Dec, 2024, Axis CRISIL-IBX Financial Services 3-6 Months Debt Index Fund since 24th Sep, 2025, Axis Income Plus Arbitrage Passive FOF since 12th Nov, 2025, Axis Multi-Asset Active FoF since 11th Dec, 2025 and Axis Gold and Silver Passive FoF since 29th Dec, 2025.

Sachin Jain is Managing Axis Ultra Short Duration fund, Axis Conservative Hybrid Fund since 4th Sep, 2020, Axis Arbitrage Fund, Axis Money Market Fund and Axis Overnight Fund since 9th Nov, 2021, Axis Strategic Bond Fund, Axis Gilt Fund, Axis Nifty SDL September 2026 Debt Index Fund and Axis Nifty AAA Bond Plus SDL Apr 2026 50:50 ETF since 1st Feb, 2023, Axis CRISIL IBX 50:50 Gilt Plus SDL September 2027 Index Fund since 27th Feb, 2023, Axis Fixed Term Plan - Series 112 (1143 Days) since 1st Mar, 2023, Axis Fixed Term Plan - Series 113 (1228 Days) since 21st Mar, 2023, Axis Liquid Fund since 3rd Jul, 2023 and Axis Fixed Maturity Plan - Series 129 (108 Days) since 24th Feb, 2026.

Axis Bank Ltd. is not liable or responsible for any loss or shortfall resulting from the operation of the scheme.

For Digital use only.

<p>Axis Nifty AAA Bond Plus SDL Apr 2026 50:50 ETF NSE Symbol: AXISBPSETF</p> <p>(An open-ended Target Maturity Exchange Traded Fund investing predominantly in constituents of Nifty AAA Bond Plus SDL Apr 2026 50:50 Index. A relatively high interest rate risk and relatively low credit risk.)</p> <p>Benchmark : Nifty AAA Bond Plus SDL Apr 2026 50:50 Index</p> <p>This product is suitable for investors who are seeking*:</p> <ul style="list-style-type: none"> Income over long term. Investment in AAA rated Corporate Bonds & State Development Loans (SDLs) as represented by Nifty AAA Bond Plus SDL Apr 2026 50:50 Index, subject to tracking errors. <p>*Investors should consult their financial advisers if in doubt about whether the product is suitable for them.</p>	<p style="text-align: center;">Riskometer</p> <div style="display: flex; justify-content: space-around;"> <div style="text-align: center;"> <p>Fund</p> <p>Scheme Riskometer The risk of the scheme is low</p> </div> <div style="text-align: center;"> <p>Nifty AAA Bond Plus SDL Apr 2026 50:50 Index</p> <p>Benchmark Riskometer The risk of the benchmark is low</p> </div> </div> <table border="1" style="margin-left: auto; margin-right: auto;"> <thead> <tr> <th rowspan="2">Credit Risk →</th> <th colspan="3">Potential Risk Class</th> </tr> <tr> <th>Relatively Low (Class A)</th> <th>Moderate (Class B)</th> <th>Relatively High (Class C)</th> </tr> </thead> <tbody> <tr> <td>Interest Rate Risk ↓</td> <td></td> <td></td> <td></td> </tr> <tr> <td>Relatively Low (Class I)</td> <td></td> <td></td> <td></td> </tr> <tr> <td>Moderate (Class II)</td> <td></td> <td></td> <td></td> </tr> <tr> <td>Relatively High (Class III)</td> <td>A-III</td> <td></td> <td></td> </tr> </tbody> </table>		Credit Risk →	Potential Risk Class			Relatively Low (Class A)	Moderate (Class B)	Relatively High (Class C)	Interest Rate Risk ↓				Relatively Low (Class I)				Moderate (Class II)				Relatively High (Class III)	A-III		
Credit Risk →	Potential Risk Class																								
	Relatively Low (Class A)	Moderate (Class B)	Relatively High (Class C)																						
Interest Rate Risk ↓																									
Relatively Low (Class I)																									
Moderate (Class II)																									
Relatively High (Class III)	A-III																								
<p>Axis Nifty AAA Bond Plus SDL Apr 2026 50:50 ETF FOF</p> <p>(An Open ended Target Maturity Fund of Fund Scheme investing in units of Axis AAA Bond Plus SDL ETF - 2026 Maturity)</p> <p>Benchmark : Nifty AAA Bond Plus SDL Apr 2026 50:50 Index</p> <p>This product is suitable for investors who are seeking*:</p> <ul style="list-style-type: none"> Income over long term. Investments in units of Axis AAA Bond Plus SDL ETF - 2026 Maturity ETF, an open ended Target Maturity ETF investing predominantly in constituents of Nifty AAA Bond Plus SDL Apr 2026 50:50 Index. <p>*Investors should consult their financial advisers if in doubt about whether the product is suitable for them.</p>	<p style="text-align: center;">Riskometer</p> <div style="display: flex; justify-content: space-around;"> <div style="text-align: center;"> <p>Fund</p> <p>Scheme Riskometer The risk of the scheme is low</p> </div> <div style="text-align: center;"> <p>Nifty AAA Bond Plus SDL Apr 2026 50:50 Index</p> <p>Benchmark Riskometer The risk of the benchmark is low</p> </div> </div>																								
<p>Distributed by</p>																									

Mutual Fund investments are subject to market risks, read all scheme related documents carefully.