

# AXIS ESG INTEGRATION STRATEGY FUND

(An open-ended equity scheme following ESG based investing theme and following an Integration approach)

## About the Fund

A strategy focusing on companies with Strong E-S-G (Environment, Social and Governance) attributes offering long term sustainable growth prospects (with up to 30% allocation to global stocks)



Aim for long term capital appreciation by investing in quality companies with sustainable growth prospects



It is well positioned to incorporate ESG while investing basis our core focus towards quality and sustainable growth



International Equity exposure up to 30% to capture ESG opportunities across the global landscape

\*The above framework is broadly indicative and the fund manager may change the framework depending on the market conditions

## Why Axis ESG Integration Strategy Fund?

- **Stringent screening process:** At Axis, we follow a process designed based on inputs by Schroders. The process includes a detailed ESG assessment on stock inclusion from the universe. This is followed by annual stock-level screening and reviews based on any specific ESG issues faced by the companies.
- **Sustainable companies:** We look for truly sustainable companies with strong fundamentals. The companies should not only be able to offer a rich source of alpha but also have a positive social impact. Minimum 80% of the portfolio will be in stocks that rate highly on an internal ESG Review.

## ESG Process

Detailed ESG assessment on stock inclusion in the universe



Annual stock-level ESG review to capture changes to operating environment



Review of specific ESG issue faced by any company in the universe



Active engagement with management – improved disclosures, proxy voting

Process designed based on Schroders inputs

Please refer SID for detailed investment strategy.

## Top 10 stocks












ICICI Bank Limited	7.3%
HDFC Bank Limited	6.5%
Bharti Airtel Limited	5.9%
Bajaj Finance Limited	4.9%
Gland Pharma Limited	4.5%
Reliance Industries Limited	4.4%
Eternal Limited	3.9%
InterGlobe Aviation Limited	3.8%
Infosys Limited	3.4%
AU Small Finance Bank Limited	2.8%

## Top 10 Sectors

Financial Services	29.8%
Information Technology	11.0%
Healthcare	10.4%
Automobile and Auto Components	8.3%
Consumer Services	7.7%
Telecommunication	5.9%
Fast Moving Consumer Goods	4.9%
Oil, Gas & Consumable Fuels	4.4%
Services	3.8%
Consumer Durables	2.8%

Current Portfolio Allocation is based on the prevailing market conditions and is subject to changes depending on the fund manager's view of the equity markets.

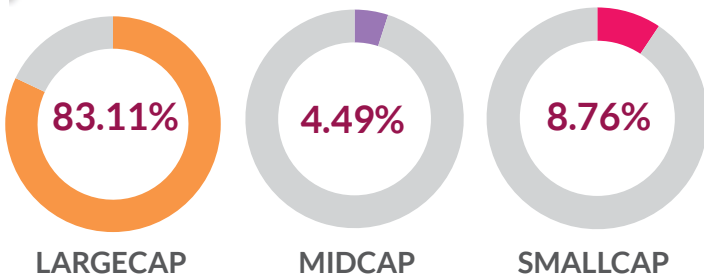
## Investing Facts

 <b>Category</b> Thematic Fund	 <b>Inception Date</b> 12th February 2020	 <b>Benchmark</b> Nifty 100 ESG TRI	 <b>Minimum Application</b> SIP - Systematic Investment Plan Lumpsum ₹ 100 & multiples of ₹ 1 Monthly SIP ₹ 100 & multiples of ₹ 1	 <b>Fund Manager</b>  <b>Vishal Agarwal</b> 15 years of experience in financial market. He has been managing this fund since 16th September 2024.
 <b>Options<sup>^^</sup></b> Growth & IDCW <sup>®</sup> <small>®IDCW means Income Distribution cum Capital Withdrawal.</small>	 <b>AUM</b> ₹ 1199.92 cr.	 <b>Entry Load</b> NA	 <b>Exit Load</b> If redeemed / switched-out within 12 months, For 10% of investment: Nil, For remaining investment: 1%, If redeemed/switched out after 12 months from the date of allotment: Nil.	 <b>Krishnaa N</b> (for foreign securities) Over 5 years of experience in financial market. She has been managing this fund since 1st March 2024

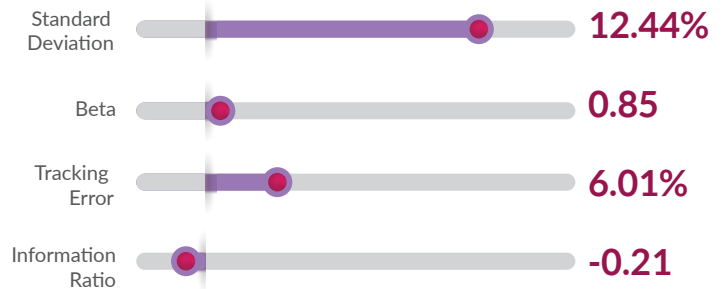
Note: To view asset class wise AUM & AAUM for categories of the Scheme & geographical spread refer <https://www.axismf.com/statutory-disclosures>

<sup>^^</sup>For detailed disclosure on plans and options, kindly refer SID.

## Current market cap split (% NAV)



## Risk Parameters



Based on 3 years data

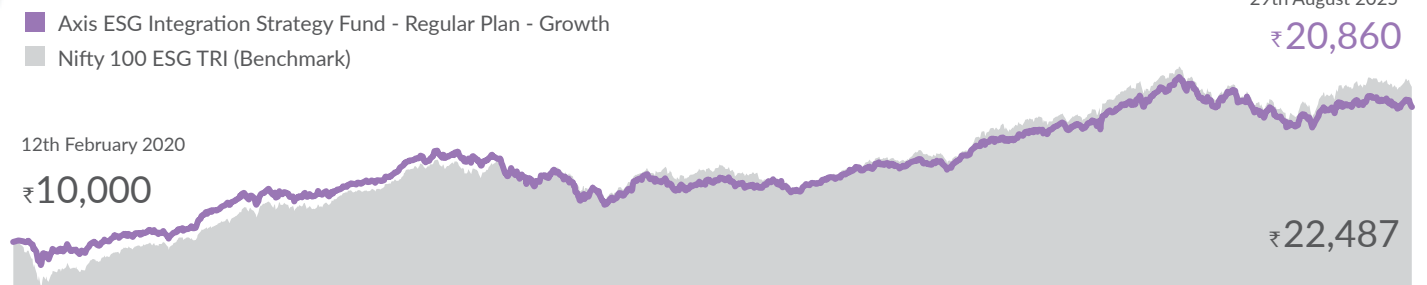
## New Entries (Changes over the month-August 2025)

NA

## Exits

NA

## Performance (NAV Movement)



	1 Year		3 Years		5 Years		Since Inception	
	CAGR (%)	Current Value of Investment of ₹ 10,000/-	CAGR (%)	Current Value of Investment of ₹ 10,000/-	CAGR (%)	Current Value of Investment of ₹ 10,000/-	CAGR (%)	Current Value of Investment of ₹ 10,000/-
Axis ESG Integration Strategy Fund - Regular Plan - Growth	-7.06%	9,296	11.40%	13,824	14.08%	19,315	14.17%	20,860
Nifty 100 ESG TRI (Benchmark)	-3.68%	9,633	12.64%	14,293	18.26%	23,123	15.73%	22,487
Nifty 50 TRI (Additional Benchmark)	-2.01%	9,799	12.49%	14,236	17.92%	22,786	14.73%	21,435

**Past performance may or may not be sustained in future.** Since inception (12th February 2020). Different plans have different expense structure. Vishal Agarwal is managing the scheme since 16th September 2024, and he manages 1 schemes of Axis Mutual Fund. Krishnaa N is managing the scheme since 1st March 2024 and she manages 24 schemes of Axis Mutual Fund. Returns greater than 1 year are Compounded Annual Growth Rates (CAGR). Face value ₹10 per unit.

Please click on link [https://www.axismf.com/cms/sites/default/files/Statutory/WDP\\_Annexure\\_Aug.pdf](https://www.axismf.com/cms/sites/default/files/Statutory/WDP_Annexure_Aug.pdf) to view the performance of other schemes currently managed by the fund manager.

Note: In case you require physical copy of this document request you to kindly take the printout to review the fund managers performance of other schemes managed by him from the above link given.

Vishal Agarwal is Managing Axis ESG Integration Strategy Fund since 16th Sep, 2024.

Market caps are defined as per SEBI regulations as below: a. Large Cap: 1st -100th company in terms of full market capitalization. b. Mid Cap: 101st -250th company in terms of full market capitalization. c. Small Cap: 251st company onwards in terms of full market capitalization.

Disclaimer: Sector(s) / Stock(s) / Issuer(s) mentioned above are for the purpose of disclosure of the portfolio of the Scheme(s) and should not be construed as recommendation. The fund manager(s) may or may not choose to hold the stock mentioned, from time to time. Investors are requested to consult their financial, tax and other advisors before taking any investment decision(s).

Axis Bank Ltd. is not liable or responsible for any loss or shortfall resulting from the operation of the scheme.

For Digital use only.

(An open-ended equity scheme following ESG based investing theme and following an Integration approach)

This product is suitable for investors who are seeking\*:

- Capital appreciation over the long term
- Investments using an integration approach to identify companies demonstrating sustainable practices across Environment, Social and Governance (ESG) parameters.

\*Investors should consult their financial advisers if in doubt about whether the product is suitable for them.

The figure displays two semi-circular riskometer charts side-by-side, comparing the risk levels of a 'Fund' and the 'Nifty 100 ESG TRI' benchmark. Both charts use a color-coded scale from Low Risk (green) to Very High Risk (red). The Fund's riskometer shows a higher proportion of 'High Risk' and 'Very High Risk' segments compared to the benchmark's riskometer, indicating a higher overall risk level for the fund.

Risk Level	Fund Riskometer (Approx. %)	Benchmark Riskometer (Approx. %)
Low to Moderate Risk	15%	25%
Moderate Risk	15%	20%
Moderately High Risk	15%	15%
High Risk	25%	15%
Very High Risk	30%	25%

Distributed by

**Mutual Fund investments are subject to market risks, read all scheme related documents carefully.**