

AXIS ESG INTEGRATION STRATEGY FUND

(An open-ended equity scheme following ESG based investing theme and following an Integration approach)

About the Fund

A strategy focusing on companies with Strong E-S-G (Environment, Social and Governance) attributes offering long term sustainable growth prospects (with up to 30% allocation to global stocks)



Aim for long term capital appreciation by investing in quality companies with sustainable growth prospects



It is well positioned to incorporate ESG while investing basis our core focus towards quality and sustainable growth

*The above framework is broadly indicative and the fund manager may change the framework depending on the market conditions

Why Axis ESG Integration Strategy Fund?

- **Stringent screening process:** At Axis, we follow a process designed based on inputs by Schroders. The process includes a detailed ESG assessment on stock inclusion from the universe. This is followed by annual stock-level screening and reviews based on any specific ESG issues faced by the companies.
- **Sustainable companies:** We look for truly sustainable companies with strong fundamentals. The companies should not only be able to offer a rich source of alpha but also have a positive social impact. Minimum 80% of the portfolio will be in stocks that rate highly on an internal ESG Review.

ESG Process

Detailed ESG assessment on stock inclusion in the universe



Annual stock-level ESG review to capture changes to operating environment



Review of specific ESG issue faced by any company in the universe



Active engagement with management – improved disclosures, proxy voting

Process designed based on Schroders inputs

Please refer SID for detailed investment strategy.

Top 10 stocks












ICICI Bank Limited	7.0%
HDFC Bank Limited	6.7%
Bharti Airtel Limited	6.6%
Bajaj Finance Limited	5.5%
Reliance Industries Limited	5.1%
Gland Pharma Limited	4.1%
AU Small Finance Bank Limited	3.6%
Infosys Limited	3.6%
Maruti Suzuki India Limited	3.2%
TVS Motor Company Limited	2.9%

Top 10 Sectors

Financial Services	34.4%
Information Technology	13.7%
Healthcare	9.6%
Automobile and Auto Components	9.0%
Telecommunication	6.6%
Consumer Services	6.1%
Fast Moving Consumer Goods	5.9%
Oil, Gas & Consumable Fuels	5.1%
Consumer Durables	3.0%
Construction	2.5%

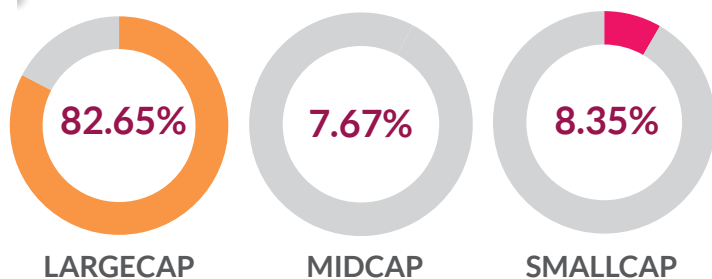
Current Portfolio Allocation is based on the prevailing market conditions and is subject to changes depending on the fund manager's view of the equity markets.

Investing Facts

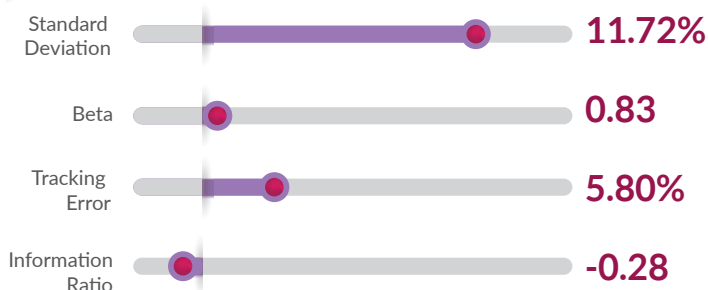
 Category Thematic Fund	 Inception Date 12th February 2020	 Benchmark Nifty 100 ESG TRI	 Minimum Application SIP - Systematic Investment Plan Lumpsum ₹ 100 & multiples of ₹ 1 Monthly SIP ₹ 100 & multiples of ₹ 1	 Fund Manager  Vishal Agarwal 15 years of experience in financial market. He has been managing this fund since 16th September 2024.
 Options^{^^} Growth & IDCW [®] <small>®IDCW means Income Distribution cum Capital Withdrawal.</small>	 AUM ₹ 1204.47 Cr.	 Entry Load NA	 Exit Load If redeemed / switched-out within 12 months, For 10% of investment: Nil, For remaining investment: 1%, If redeemed/switched out after 12 months from the date of allotment: Nil.	 Krishnaa N (for foreign securities) Over 5 years of experience in financial market. She has been managing this fund since 1st March 2024

Note: To view asset class wise AUM & AAUM for categories of the Scheme & geographical spread refer <https://www.axismf.com/statutory-disclosures>
^{^^}For detailed disclosure on plans and options, kindly refer SID.

Current market cap split (% NAV)



Risk Parameters



Based on 3 years data

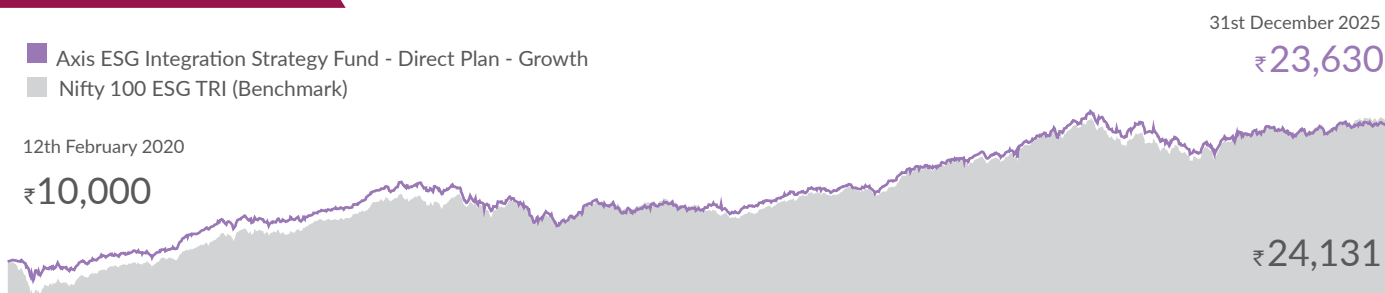
New Entries (Changes over the month-December 2025)

NA

Exits

NA

Performance (NAV Movement)



	1 Year		3 Years		5 Years		Since Inception	
	CAGR (%)	Current Value of Investment of ₹ 10,000/-	CAGR (%)	Current Value of Investment of ₹ 10,000/-	CAGR (%)	Current Value of Investment of ₹ 10,000/-	CAGR (%)	Current Value of Investment of ₹ 10,000/-
Axis ESG Integration Strategy Fund - Direct Plan - Growth	4.19%	10,419	15.34%	15,354	11.68%	17,375	15.73%	23,630
Nifty 100 ESG TRI (Benchmark)	11.72%	11,172	15.80%	15,542	14.80%	19,951	16.14%	24,131
Nifty 50 TRI (Additional Benchmark)	11.88%	11,188	14.29%	14,941	14.67%	19,832	15.17%	22,967

Past performance may or may not be sustained in future. Since inception (12th February 2020). Different plans have different expense structure. Vishal Agarwal is managing the scheme since 16th September 2024, and he manages 1 schemes of Axis Mutual Fund. Krishnaa N is managing the scheme since 1st March 2024 and she manages 24 schemes of Axis Mutual Fund. Returns greater than 1 year are Compounded Annual Growth Rates (CAGR). Face value ₹10 per unit.

Please click on link https://www.axismf.com/cms/sites/default/files/Statutory/ALL_Annexure_Dec.pdf to view the performance of other schemes currently managed by the fund manager.

Note: In case you require physical copy of this document request you to kindly take the printout to review the fund managers performance of other schemes managed by him from the above link given.

Vishal Agarwal is Managing Axis ESG Integration Strategy Fund since 16th Sep, 2024.

Market caps are defined as per SEBI regulations as below: a. Large Cap: 1st -100th company in terms of full market capitalization. b. Mid Cap: 101st -250th company in terms of full market capitalization. c. Small Cap: 251st company onwards in terms of full market capitalization.

Axis Bank Ltd. is not liable or responsible for any loss or shortfall resulting from the operation of the scheme.

For Digital use only.

(An open-ended equity scheme following ESG based investing theme and following an Integration approach)

This product is suitable for investors who are seeking*:

- **Investors should consult their financial advisers if in doubt about whether the product is suitable for them.**

The figure displays two gauge charts side-by-side, comparing the risk levels of a Fund and the Nifty 100 ESG TRI benchmark.

Fund Scheme Riskometer: The gauge is divided into five segments representing risk levels: Low Risk (green), Low to Moderate Risk (light green), Moderate Risk (yellow), Moderately High Risk (light orange), and High Risk (orange). The needle points to the 'Very High Risk' segment (red), indicating that the risk of the scheme is very high.

Benchmark Riskometer: The gauge is divided into five segments representing risk levels: Low Risk (green), Low to Moderate Risk (light green), Moderate Risk (yellow), Moderately High Risk (light orange), and High Risk (orange). The needle points to the 'High Risk' segment (orange), indicating that the risk of the benchmark is high.

Mutual Fund investments are subject to market risks, read all scheme related documents carefully.