

AXIS LONG DURATION FUND

An open ended debt scheme investing in instruments such that the Macaulay Duration of the portfolio is greater than 7 years. A relatively high interest rate risk and moderate low credit risk.

About the Fund

Axis Long Duration Fund is an open ended debt scheme investing in instruments such that the Macaulay Duration of the portfolio is greater than 7 years.



Ideal Investment
Horizon: 10+ years



High quality portfolio
of SOV instruments



Fund aims at having a
buy and hold approach

Key Features

Ideal for long term investors

The fund is positioned as long only held to maturity strategy investing only in government securities.



Building a long term income solution

The fund can be used to build & structure a stable long term income solution at the time of retirement.



No Credit Risk

The proposed fund positioning aims to invest and hold onto long dated Government securities



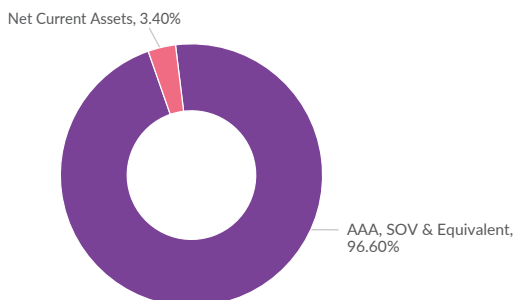
Liquidity

The fund also offers no exit load to support emergency withdrawals

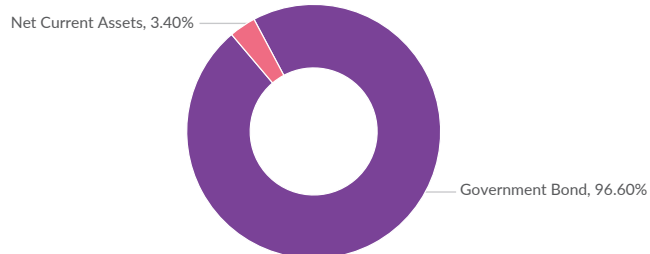


Axis MF Research. The above factors are not exhaustive. # Investors are advised to consult their tax advisors for advice on taxation matters relating to your portfolio and suitability of the product. For detailed investment strategy please refer SID of the Scheme. The above mentioned investment strategy is based on prevailing market condition and subject to change within the limits of the SID basis fund managers views

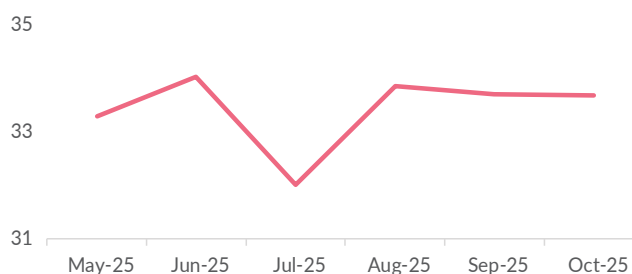
Rating Allocation



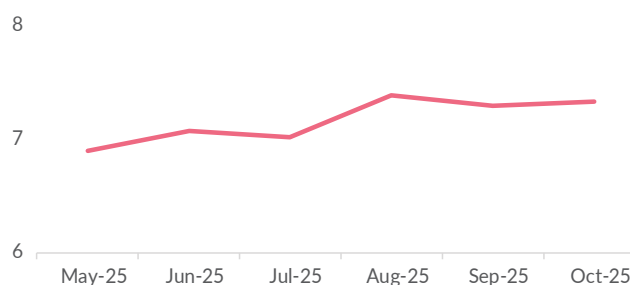
Asset Allocation



Residual Maturity (in yrs)




Annualized Portfolio YTM (in %)



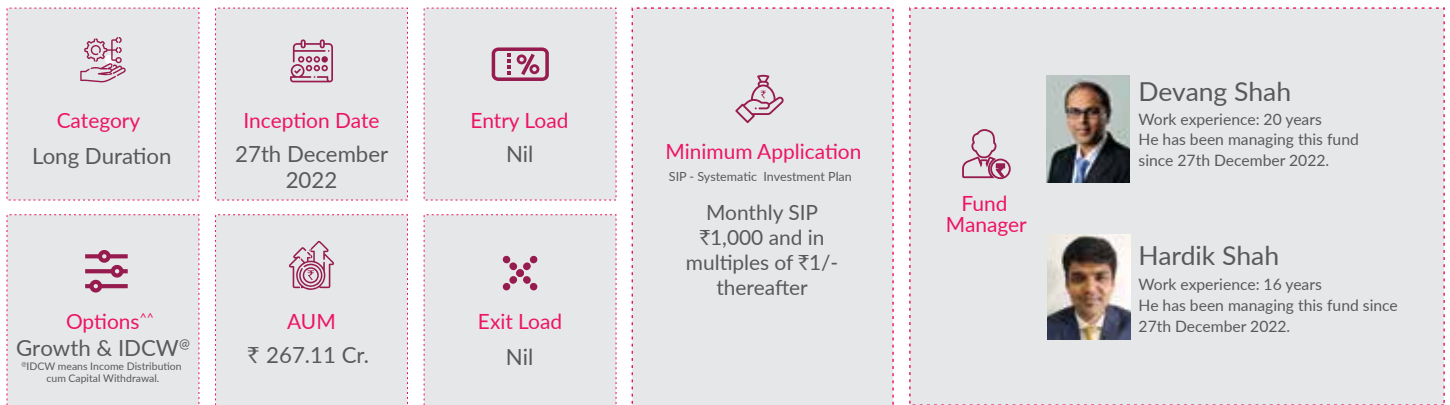
Note: Current portfolio allocation, maturity & duration is based on the current market conditions and is subject to changes depending on the fund manager's view of the markets.

Portfolio Characteristics



*The yield to maturity given above is based on the portfolio of funds as on date given above. This should not be taken as an indication of the returns that may be generated by the fund and the securities bought by the fund may or may not be held till their respective maturities. The calculations are based on the invested corpus. In case of semi annual YTM, it will be annualised.

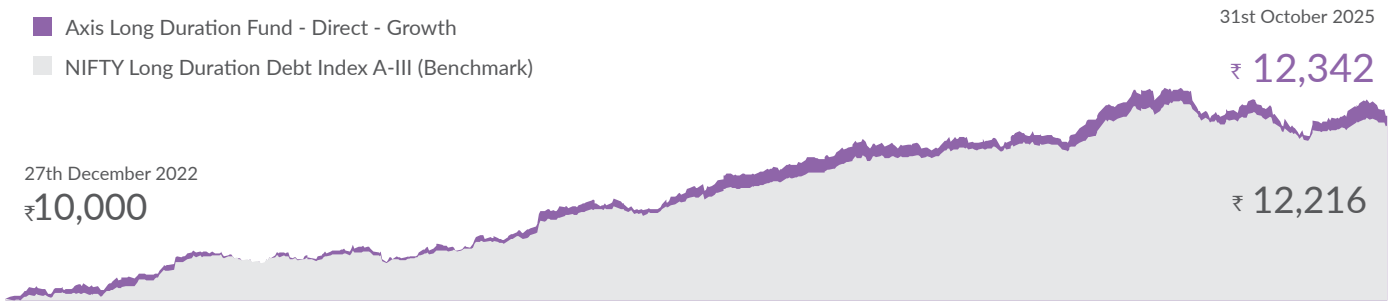
Investing Facts



Note: To view asset class wise AUM & AAUM for categories of the Scheme & geographical spread refer <https://www.axismf.com/statutory-disclosures>

**For detailed disclosure on plans and options, kindly refer SID.

Performance (NAV Movement)



	1 Year		3 Years®		5 Years®		Since Inception	
	CAGR (%)	Current Value of Investment of ₹ 10,000/-	CAGR (%)	Current Value of Investment of ₹ 10,000/-	CAGR (%)	Current Value of Investment of ₹ 10,000/-	CAGR (%)	Current Value of Investment of ₹ 10,000/-
Axis Long Duration Fund - Direct - Growth	3.24%	10,324	NA	NA	NA	NA	7.67%	12,342
NIFTY Long Duration Debt Index A-III (Benchmark)	3.48%	10,348	NA	NA	NA	NA	7.28%	12,216
NIFTY 10 yr Benchmark G-Sec (Additional Benchmark)	8.27%	10,827	NA	NA	NA	NA	8.53%	12,624

Past performance may or may not be sustained in future. Since inception (27th December 2022). Different plans have different expense structure. Devang Shah is managing the scheme since inception and he manages 21 schemes of Axis Mutual Fund. Hardik Shah is managing the scheme since inception and he manages 18 schemes of Axis Mutual Fund. Returns greater than 1 year are Compounded Annual Growth Rates (CAGR). Face value ₹1,000 per unit. @The performance data for 3 & 5 years period has not been provided, since scheme is in existence for less than 3 years. Please refer return table for performance of all schemes managed by the fund manager.

Please click on link https://www.axismf.com/cms/sites/default/files/Statutory/ALL_Annexure_Oct.pdf to view the performance of other schemes currently managed by the fund manager.

Note: In case you require physical copy of this document request you to kindly take the printout to review the fund managers performance of other schemes managed by him from the above link given.

Data as on 31st October 2025.


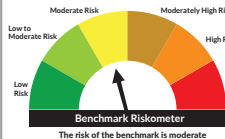
Past performance may or may not be sustained in future. Calculations are based on Regular Plan - Growth Option NAV and Direct Plan – Growth Option NAV, as applicable. Face Value per unit : ₹ 1,000/- for Axis Liquid Fund, Axis Treasury Advantage Fund, Axis Money Market Fund, Axis Overnight Fund and Axis Banking & PSU Debt Fund, ₹1/- for Axis Gold ETF and ₹ 10/- for all other schemes. Different plans have different expense structure. Face value is ₹10 per unit.

Devang Shah is Managing Axis Dynamic Bond Fund, Axis Strategic Bond Fund, Axis Liquid Fund, Axis Gilt Fund and Axis Short Duration Fund since 5th Nov, 2012, Axis Credit Risk Fund since 15th Jul, 2014, Axis Arbitrage Fund since 14th Aug, 2014, Axis Conservative Hybrid Fund, Axis Treasury Advantage Fund since 7th Jun, 2016, Axis Corporate Bond Fund since 13th Jul, 2017, Axis Money Market Fund since 6th Aug, 2019, Axis Long Duration Fund since 27th Dec, 2022, Axis Income Plus Arbitrage Active FOF since 1st Feb, 2023 and Axis Multi Asset Allocation Fund, Axis Children's Fund, Axis Balanced Advantage Fund, Axis Aggressive Hybrid Fund, Axis Equity Savings Fund, Axis Retirement Fund - Aggressive Plan, Axis Retirement Fund - Conservative Plan and Axis Retirement Fund - Dynamic Plan since 5th Apr, 2024.

Hardik Shah is Managing Axis Corporate Bond Fund, Axis Balanced Advantage Fund and Axis Floater Fund since 31st Jan, 2022, Axis CRISIL IBX SDL May 2027 Index Fund since 23rd Feb, 2022, Axis Long Duration Fund since 27th Dec, 2022, Axis CRISIL IBX 50:50 Gilt Plus SDL June 2028 Index Fund since 24th Jan, 2023, Axis Children's Fund, Axis Equity Savings Fund since 1st Feb, 2023, Axis Fixed Term Plan - Series 112 (1143 Days) since 1st Mar, 2023, Axis Banking & PSU Debt Fund since 3rd Jul, 2023, Axis CRISIL IBX SDL June 2034 Debt Index Fund since 21st Mar, 2024, Axis Multi Asset Allocation Fund, Axis Dynamic Bond Fund, Axis Retirement Fund - Aggressive Plan, Axis Retirement Fund - Conservative Plan, Axis Retirement Fund - Dynamic Plan and Axis Income Advantage Fund of Funds since 5th Apr, 2024 and Axis Ultra Short Duration fund since 4th Nov, 2024.

Axis Bank Ltd. is not liable or responsible for any loss or shortfall resulting from the operation of the scheme.

For Digital use only

Fund Name & Benchmark	Product Labelling	Product Riskometer	Benchmark Riskometer	Potential Risk Matrix (PRC)																								
Axis Long Duration Fund (An open ended debt scheme investing in instruments such that the Macaulay Duration of the portfolio is greater than 7 years. A relatively high interest rate risk and relatively low credit risk.) Benchmark: Nifty Long Duration Debt Index – A III	<p>This product is suitable for investors who are seeking*:</p> <ul style="list-style-type: none">Regular income over long termInvestment in Debt and Money Market instruments with portfolio Macaulay duration of greater than 7 years <p>*Investors should consult their financial advisers if in doubt about whether the product is suitable for them.</p>	 <p>Scheme Riskometer The risk of the scheme is moderate</p>	<p>Nifty Long Duration Debt Index – A III</p>  <p>Benchmark Riskometer The risk of the benchmark is moderate</p>	<table><tr><th colspan="4">Potential Risk Class</th></tr><tr><td>Credit Risk →</td><td>Relatively Low (Class A)</td><td>Moderate (Class B)</td><td>Relatively High (Class C)</td></tr><tr><td>Interest Rate Risk ↓</td><td></td><td></td><td></td></tr><tr><td>Relatively Low (Class I)</td><td></td><td></td><td></td></tr><tr><td>Moderate (Class II)</td><td></td><td></td><td></td></tr><tr><td>Relatively High (Class III)</td><td>A-III</td><td></td><td></td></tr></table>	Potential Risk Class				Credit Risk →	Relatively Low (Class A)	Moderate (Class B)	Relatively High (Class C)	Interest Rate Risk ↓				Relatively Low (Class I)				Moderate (Class II)				Relatively High (Class III)	A-III		
Potential Risk Class																												
Credit Risk →	Relatively Low (Class A)	Moderate (Class B)	Relatively High (Class C)																									
Interest Rate Risk ↓																												
Relatively Low (Class I)																												
Moderate (Class II)																												
Relatively High (Class III)	A-III																											

Mutual Fund investments are subject to market risks, read all scheme related documents carefully.