

AXIS CREDIT RISK FUND

An open ended debt scheme predominantly investing in AA and below rated corporate bonds (excluding AA+ rated corporate bonds). A relatively high interest rate risk and relatively high credit risk.

About the Fund

Axis Credit Risk Fund is a true to label credit fund. The fund takes advantage of opportunities arising from the credit spectrum such as opportunity from credit spreads between AAA and AA rated fixed income instruments or opportunity from migration of ratings



Short to medium term space



Stable returns with high accrual



Diversified across ratings and sectors

Current Strategy

The fund currently has a core book (~70%) in corporate debt instruments and the balance is managed dynamically as per market conditions, currently invested mainly in Government Bonds and Commercial Paper.



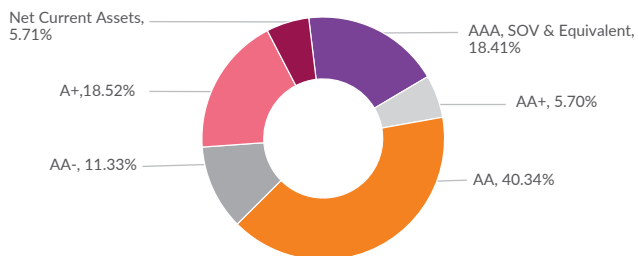
Optimizes a balance of credit quality, returns and liquidity



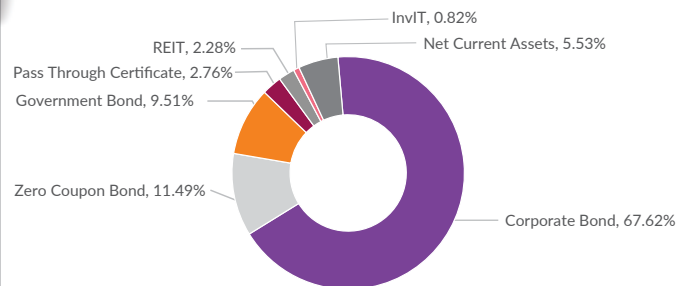
The investment universe is based on credit research and exposure to each issuer is limited by its rating



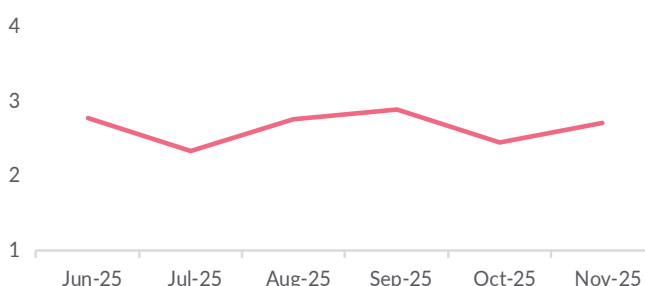
Rating Allocation



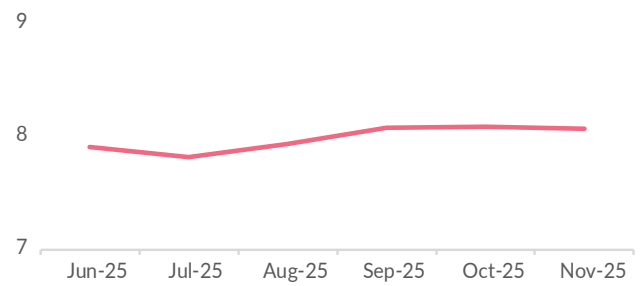
Asset Allocation



Residual Maturity (in yrs)




Annualized Portfolio YTM (in %)



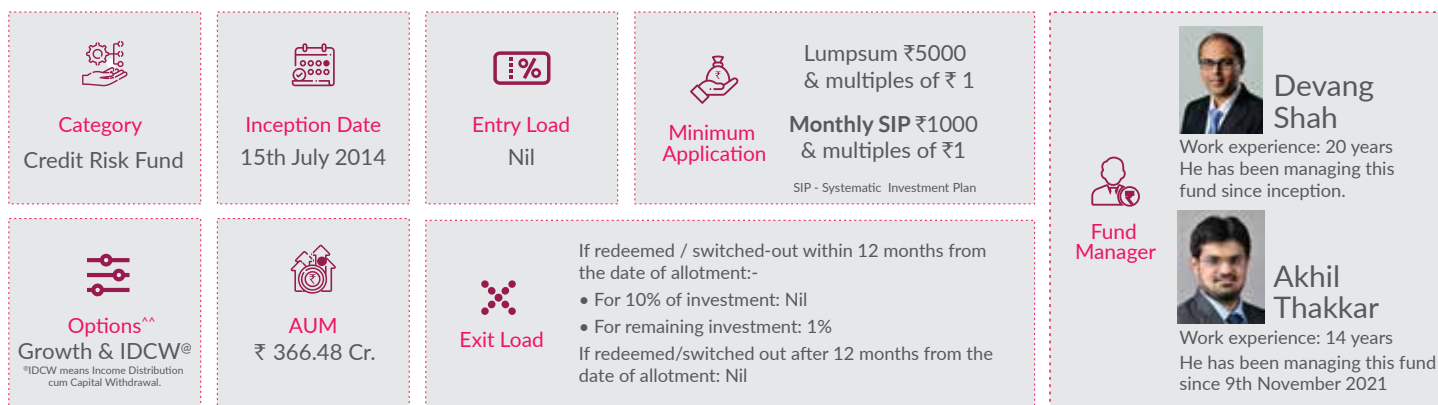
Note: Current portfolio allocation, maturity & duration is based on the current market conditions and is subject to changes depending on the fund manager's view of the markets.

Portfolio Characteristics



*The yield to maturity given above is based on the portfolio of funds as on date given above. This should not be taken as an indication of the returns that may be generated by the fund and the securities bought by the fund may or may not be held till their respective maturities. The calculations are based on the invested corpus. In case of semi annual YTM, it will be annualised.

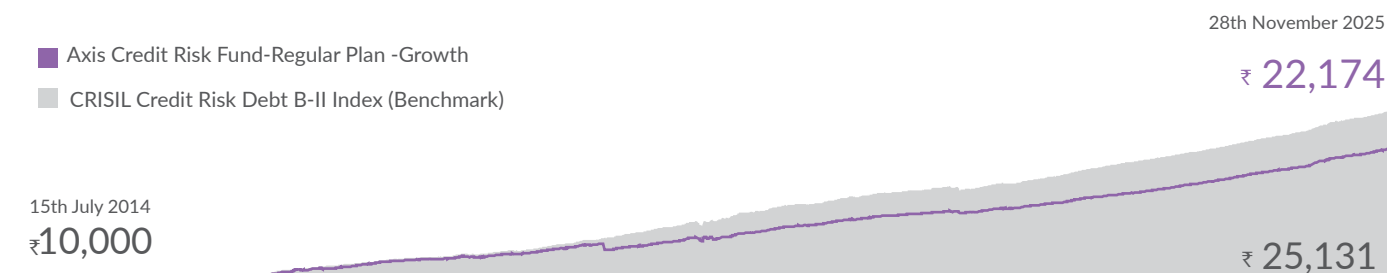
Investing Facts



Note: To view asset class wise AUM & AAUM for categories of the Scheme & geographical spread refer <https://www.axismf.com/statutory-disclosures>

^{^^}For detailed disclosure on plans and options, kindly refer SID.

Performance (NAV Movement)



	1 Year		3 Years		5 Years		Since Inception	
	CAGR (%)	Current Value of Investment of ₹ 10,000/-	CAGR (%)	Current Value of Investment of ₹ 10,000/-	CAGR (%)	Current Value of Investment of ₹ 10,000/-	CAGR (%)	Current Value of Investment of ₹ 10,000/-
Axis Credit Risk Fund - Regular Plan - Growth	8.90%	10,887	7.98%	12,588	6.77%	13,879	7.25%	22,174
CRISIL Credit Risk Debt B-II Index (Benchmark)	9.10%	10,908	8.60%	12,804	7.28%	14,214	8.43%	25,131
NIFTY 10 yr Benchmark G-Sec (Additional Benchmark)	7.58%	10,756	8.31%	12,702	5.29%	12,944	7.14%	21,919

Past performance may or may not be sustained in future. Since inception (15th July 2014). Different plans have different expense structure. Devang Shah is managing the scheme since inception and he manages 22 schemes. Akhil Thakkar is managing this fund since 9th November, 2021 and he manages 2 schemes. Returns greater than 1 year are Compounded Annual Growth Rates (CAGR). Face value ₹10 per unit. Please refer return table for performance of all schemes managed by the fund manager.

Please click on link https://www.axismf.com/cms/sites/default/files/Statutory/WDP_Annexure_Nov.pdf to view the performance of other schemes currently managed by the fund manager.

Note: In case you require physical copy of this document request you to kindly take the printout to review the fund managers performance of other schemes managed by him from the above link given.

Data as on 28th November 2025.

Past performance may or may not be sustained in future. Calculations are based on Regular Plan - Growth Option NAV and Direct Plan – Growth Option NAV, as applicable. Face Value per unit : ₹ 1,000/- for Axis Liquid Fund, Axis Treasury Advantage Fund, Axis Money Market Fund, Axis Overnight Fund and Axis Banking & PSU Debt Fund, ₹ 1/- for Axis Gold ETF and ₹ 10/- for all other schemes. Different plans have different expense structure. Face value is ₹10 per unit.

Devang Shah is Managing Axis Dynamic Bond Fund, Axis Strategic Bond Fund, Axis Liquid Fund, Axis Gilt Fund and Axis Short Duration Fund since 5th Nov, 2012, Axis Credit Risk Fund since 15th Jul, 2014, Axis Arbitrage Fund since 14th Aug, 2014, Axis Conservative Hybrid Fund, Axis Treasury Advantage Fund since 7th Jun, 2016, Axis Corporate Bond Fund since 13th Jul, 2017, Axis Money Market Fund since 6th Aug, 2019, Axis Long Duration Fund since 27th Dec, 2022, Axis Income Plus Arbitrage Active FOF since 1st Feb, 2023, Axis Multi Asset Allocation Fund, Axis Children's Fund, Axis Balanced Advantage Fund, Axis Aggressive Hybrid Fund, Axis Equity Savings Fund, Axis Retirement Fund - Aggressive Plan, Axis Retirement Fund - Conservative Plan and Axis Retirement Fund - Dynamic Plan since 5th Apr, 2024 and Axis Income Plus Arbitrage Passive FOF since 12th Nov, 2025.

Akhil Thakker is Managing Axis Credit Risk Fund since 9th Nov, 2021 and Axis Strategic Bond Fund since 1st Feb, 2023.

Axis Bank Ltd. is not liable or responsible for any loss or shortfall resulting from the operation of the scheme.

For Digital use only

Fund Name & Benchmark	Product Labelling	Product Riskometer	Benchmark Riskometer	Potential Risk Matrix (PRC)																								
Axis Credit Risk Fund (An open ended debt scheme predominantly investing in AA and below rated corporate bonds (Excluding AA+) rated corporate bonds. A relatively high interest rate risk and relatively high credit risk) Benchmark: CRISIL Credit Risk Debt B-II Index	<p>This product is suitable for investors who are seeking*:</p> <ul style="list-style-type: none">Stable returns in the short to medium termInvestment in debt and money market instruments across the yield curve and credit spectrum <p>*Investors should consult their financial advisers if in doubt about whether the product is suitable for them.</p>		CRISIL Credit Risk Debt B-II Index 	<table><tr><th colspan="4">Potential Risk Class</th></tr><tr><td>Credit Risk →</td><td>Relatively Low (Class A)</td><td>Moderate (Class B)</td><td>Relatively High (Class C)</td></tr><tr><td>Interest Rate Risk ↓</td><td></td><td></td><td></td></tr><tr><td>Relatively Low (Class I)</td><td></td><td></td><td></td></tr><tr><td>Moderate (Class II)</td><td></td><td></td><td></td></tr><tr><td>Relatively High (Class III)</td><td></td><td></td><td>C-III</td></tr></table>	Potential Risk Class				Credit Risk →	Relatively Low (Class A)	Moderate (Class B)	Relatively High (Class C)	Interest Rate Risk ↓				Relatively Low (Class I)				Moderate (Class II)				Relatively High (Class III)			C-III
Potential Risk Class																												
Credit Risk →	Relatively Low (Class A)	Moderate (Class B)	Relatively High (Class C)																									
Interest Rate Risk ↓																												
Relatively Low (Class I)																												
Moderate (Class II)																												
Relatively High (Class III)			C-III																									

Distributed by

Mutual Fund investments are subject to market risks, read all scheme related documents carefully.